

BEFORE THE CITY COUNCIL OF THE CITY OF TURLOCK

**IN THE MATTER OF ADOPTING THE CITY OF } RESOLUTION NO. 2023-141
TURLOCK FISCAL YEAR 2023-2024 GENERAL }
FUND AND NON-GENERAL FUNDS BUDGET }
_____ }**

WHEREAS, annually the City Council adopts a budget for the General Fund and Non-General Funds to cover the projected revenues and expenses for the fiscal year; and

WHEREAS, the City Manager has submitted the following designated spending plan for consideration of adoption by the City Council, and said plans have been prepared by the operating departments and provides for the most efficient use of the financial resources available; and


WHEREAS, the City Council has reviewed the submitted plans and desires to adopt the Fiscal Year 2023-2024 budgets for the General Fund and Non-General Funds as attached; and

NOW, THEREFORE, BE IT RESOLVED that the City Council of the City of Turlock does hereby adopt a budget for the City of Turlock General Fund and Non-General Funds as submitted for Fiscal Year 2023-2024.


PASSED AND ADOPTED at a regular meeting of the City Council of the City of Turlock this 13th day of June, 2023, by the following vote:

AYES:	Franco, Monez, Abram, Bixel, Bublak	(5)
NOES:	None	(0)
NOT PARTICIPATING:	None	(0)
ABSENT:	None	(0)

ATTEST:



Julie Christel, City Clerk,
City of Turlock, County of Stanislaus,
State of California



FISCAL YEAR 2023-24

ADOPTED BUDGET

June 13, 2023

Mayor:

Amy Bublak

Councilmembers:

District 1 - Kevin Bixel

District 2 - Rebecka Monez

District 3 - Cassandra Abram

District 4 - Pam Franco, Vice Mayor

City Manager

Reagan M. Wilson

Finance Director

Isaac Moreno

CITY OF TURLOCK
FISCAL YEAR 2023-2024 BUDGET ADOPTION
JUNE 13, 2023
TABLE OF CONTENTS

Description	Page Numbers
Summary of Fund Balances	1-5
Summary of General Fund	6-8
Summary of General Fund Augmentations Approved	9-12
Summary of Non General Fund Augmentations Approved	13-14
Organizational Charts	
Citywide	15
City Manager	16
Finance	17
Human Relations	18
Police	19-21
Fire	22
Informational Technology	23
Public Works	24-26
Development Services	27-28
Municipal Services	29-31

General Fund (Fund 110)

Division 000 - Non Departmental	32-33
Division 100 - City Council	34-36
Division 102 - City Manager	37-39
Division 104 - City Clerk	40-42
Division 106 - Finance	43-46
Division 108 - City Attorney	47-49
Division 109 - Human Relations	50-52
Division 110 - Payroll (to Division 109 - Human Relations)	53-54
Division 112 - General Government	55-58
Division 189 - COVID 19 (Corona Virus)	59-60
Division 191 - UHEC - Homeless Encampment Crisis	61-62
Division 192 - Homeless Response	63-64
Police Narrative	65-67
Division 200 - Police Services - Special Operations	68-71
Division 205 - Police Services - Support Operations	72-73
Division 210 - Police Services - Field Operations	74-76
Division 215 - Animal Control Services	77-79
Division 20-220 - Code Enforcement (to Division 210 - Field Operations)	80-81
Fire Narrative	82-83
Division 300 - Fire Division	84-87
Division 30-220 - Code Enforcement (to Division 210 - Field Operations)	88-89
Division 400 - Planning	90-94
Division 500 - Public Facilities	95-98

CITY OF TURLOCK
FISCAL YEAR 2023-2024 BUDGET ADOPTION
JUNE 13, 2023
TABLE OF CONTENTS

Description	Page Numbers
--------------------	---------------------

General Fund (Fund 110) (cont.)

Division 600 - Park Maintenance	99-102
Division 620 - Parks, Recreation & Public Facilities Administration	103-106
Division 622 - Recreation - Programs & Events	107-109
Division 624 - Recreation - Sports	110-115
Division 626 - Recreation - Aquatics	116-118
Division 630 - Recreation - Prevention/Youth	119-121

General Government

Fund 111 - General Fund Reserve	122-123
Fund 116 - Special Public Safety	124-126
Fund 117 - Cannabis	127-129
Fund 118 - Measure A	130-139
Fund 119 - American Rescue Plan Act (ARPA)	140-143
Fund 227 - Public Safety Tax	144-145
Fund 231 - Northeast Turlock CFD #2	146-147
Fund 621 - Successor Agency - Non-LMI	148-149
Fund 705 - Northwest Triangle Mello-Roos Assessment (CFD #1)	150-151
Fund 706 - PBID #2	152-153

Equipment Replacement Funds

Narrative	154
Fund 240 - Small Equipment Replacement	155-162
Fund 241 - Asset Replacement	163-164
Fund 242 - Computer Replacement	165-175
Fund 506 - Vehicle/Equipment Replacement	176-181

Internal Service Funds

Self Insurance Funds

Narrative	182
Fund 510 - Worker's Compensation	183
Fund 511 - Healthcare	184
Fund 512 - Casualty & Unemployment	185-186

Other

Fund 501 - Information Technology	187-190
-----------------------------------	---------

CITY OF TURLOCK
FISCAL YEAR 2023-2024 BUDGET ADOPTION
JUNE 13, 2023
TABLE OF CONTENTS

Description	Page Numbers
--------------------	---------------------

Police Services

Fund 201 - Asset Forfeiture	191
Fund 202 - Bicycle Fund	192
Fund 203 - Animal Fee Forfeiture	193
Fund 206 - Traffic Safety	194
Fund 266 - Police Grants	195-202
Fund 267 - AB3229 SLESF (COPS) Grants	203

Fire Services

Fund 265 - Fire Department Grants	204
-----------------------------------	-----

Public Works

Public Works Narrative	205
------------------------	-----

STREETS:

Fund 215 - Streets - Grant Funded Projects	206-208
Fund 216 - Streets - Local Transportation	209-212
Fund 217 - Streets - Gas Tax	213-217
Fund 218 - Measure L	218-221
Fund 219 - SB 1 Road Maintenance & Rehabilitation Account	222-224
Fund 113 - Parks, Arts & Recreation Commission	225-226
Fund 115 - Measure A - Roads	227-228
Fund 120 - Tourism	229-231
Fund 205 - Sports Facilities	232-237
Fund 225 - Transportation Tax	238-239
Fund 226 - Traffic Tax	240-241
Fund 228 - Park Development	242-245
Fund 229 - Air Quality Improvement Fee	246-247
Fund 230 - Northwest Triangle Specific Plan Area Fees	248-250
Fund 245 - Development Benefit Assessment	251-252
Fund 246 - Landscape Assessment	253-261
Fund 247 - Downtown Assessment	262-263
Fund 269 - Parks & Public Facilities Grants	264-268
Fund 270 - Recreation Grants	269-280
Fund 301 - Capital Improvement	281-283
Fund 302 - Street Lighting	284-285
Fund 305 - Capital Facilities Fees	286-290
Fund 306 - North Turlock Master Plan Fees	291-293

CITY OF TURLOCK
FISCAL YEAR 2023-2024 BUDGET ADOPTION
JUNE 13, 2023
TABLE OF CONTENTS

Description	Page Numbers
--------------------	---------------------

Public Works (cont.)

Fund 307 - Northeast Turlock Master Plan	294-297
Fund 308 - Turlock Regional Industrial Park	298-300
Fund 309 - East Tuolumne Master Plan	301-303
Fund 401 - Airport Fund	304-305
Fund 411 - Storm Drainage Construction	306-307
Fund 412 - Sewer Construction	308-309
Fund 414 - Sewer Line/Trunk Construction	310-311
Fund 421 - Water Line Construction	312-313
Fund 426 - Transit	314-329
Fund 502 - Engineering	330-334
Fund 505 - Fleet Services	335-338
Fund 602 - Downtown Improvement Project	339-340

Development Services

Narrative	341
Fund 271 - Development Services Grants	342-344
Fund 405 - Building	345-348
<i>Housing</i>	
Narrative	349-350
Fund 254 - Stanislaus County-LEAD-Housing Consortium	351
Fund 255 - CDBG	352-354
Fund 256 - Stanislaus Housing Consortium	355-356
Fund 257 - HOME Funds	357-358
Fund 258 - Housing Stimulus Funds	359
Fund 259 - HOME ARP	360-361
Fund 260 - PLHA - Permanent Local Housing Allocation	362
Fund 625 - Successor Agency - LMI	363-364

Municipal Services

Narrative	365-367
Fund 204 - Solid Waste Education and Management	368-370
Fund 410 - Water Quality Control	371-384
Fund 413 - Water Quality Control Capital Expansion Reserve	385-387
Fund 416 - Recycled Water Sales	388-390

**CITY OF TURLOCK
FISCAL YEAR 2023-2024 BUDGET ADOPTION
JUNE 13, 2023
TABLE OF CONTENTS**

Description

Page Numbers

Municipal Services (cont.)

Fund 420 - Water Enterprise	391-398
Fund 422 - Well Remediation	399-400
Fund 450 - SRWA - Operations	401-404

Appendices

Full Time Personnel Summary	405-413
Glossary of Budget Terms	414-424

CITY OF TURLOCK FISCAL YEAR 2023-2024 BUDGET

Cash Fund Balances Summary at FYE 6/30/22*

Fund Name	Fund/Dept/Div/Program	Object	Obj	Description	Balance
General Fund	110 00 000	30000	000	General	\$ 11,653,691
General Fund	110 00 000	30000	001	Compensated Absences	\$ 536,270
General Fund Reserve-Assigned	111 10 114	30000	000	General	\$ 6,500,000
Arts Commission	113 00 000	30000	000	General	\$ 1,281
Measure A - Roads	115 10 115	30000	000	General	\$ 6,672,635
Special Public Safety	116 20 225	30000	000	Police	\$ 788,863
Special Public Safety	116 20 230	30000	000	Outside Agencies	\$ 112,804
Special Public Safety	116 30 305	30000	000	Fire	\$ 370,387
Cannabis	117 10 190	30000	000	General	\$ 2,354,701
Cannabis - Diversion/Education	117 10 190 161	30000	000	General	\$ 115,321
Measure A	118 10 115	30000	000	General	\$ 6,068,456
ARPA	119 10 188	30000	000	General	\$ 6,744,577
Tourism	120 10 122	30000	000	General	\$ 1,094,167
Tourism - Public Arts Projects	120 10 122	30000	000	General	\$ 10,975
Tourism - Pedretti Park Lighting	120 10 122	30000	000	General	\$ 489,000
Tourism-Chamber Reimb Agreement	120 10 122 160	30000	000	General	\$ 8,100
Non-Federal Asset Forfeiture	201 20 240	30000	000	General	\$ 60,257
Federal Asset Forfeiture	201 20 241	30000	000	General	\$ 13,818
Bicycle Safety	202 20 245	30000	000	General	\$ 47,986
Animal Fee Forfeiture	203 20 250	30000	000	General	\$ 30,836
AB939 Integrated Waste Management	204 50 505	30000	000	General	\$ 1,428,999
Traffic Safety Police	206 40 441	30000	000	Traffic Safety Police	\$ 78,798
Streets: Grant Funded Projects	215 40 420	30000	000	General	\$ 680,626
Streets-Local Transportation	216 40 421	30000	005	Streets & Roads (LTF)	\$ 460,105
Streets-Local Transportation	216 40 424	30000	008	Trench Restoration	\$ 180,670
Street Maintenance-Gas Tax	217 50 510 & 511	30000	000	General	\$ 118,534
Measure L	218 40 461	30000	000	Local Street	\$ 9,438,173
Measure L	218 40 462	30000	000	Traffic Management	\$ 3,091,569
Measure L	218 40 463	30000	000	Bike/Pedestrian	\$ 1,311,173
Measure L	218 40 464	30000	000	Transit	\$ 1,183,414
SB1 Road Maint & Rehab Account	219 40 428	30000	000	General	\$ 1,355,495
Transportation Tax	225 40 425	30000	000	General	\$ 32,888
Traffic Tax	226 40 427	30000	000	General	\$ 19,402
Public Safety Tax	227 40 135	30000	000	General	\$ 55,803
Park Development Tax	228 60 606	30000	000	Neighborhood Parks	\$ 2,440,818
Park Development Tax	228 60 608	30000	000	Community Parks	\$ 354,789
Park Development Tax	228 60 610	30000	000	Regional Sports Complex	\$ 1,481,511
Air Quality Improvement Fee	229 40 429	30000	000	General	\$ 198,037
Northwest Triangle Specific Plan Area Fex	230 40 456	30000	000	Sewer	\$ 224,039
Northwest Triangle Specific Plan Area Fex	230 40 458	30000	000	Water	\$ 323,051
Northwest Triangle Specific Plan Area Fex	230 40 460	30000	000	Admin	\$ 6,724
Northeast Turlock CFD #2	231 10 171	30000	000	General	\$ 75,551
Small Equipment Replacement	240 00 000 200	30000	000	General Administration	\$ 71,075
Small Equipment Replacement	240 00 000 201	30000	000	BCH Repair/Improvement	\$ 170,831
Small Equipment Replacement	240 00 000 202	30000	000	Communication Equipment	\$ 31,628
Small Equipment Replacement	240 00 000 203	30000	000	Cable Franchise Peg Fee	\$ 756,940
Small Equipment Replacement	240 00 000 211	30000	000	Records Mgmt. Fee-Planning	\$ 97,026
Small Equipment Replacement	240 00 000 213	30000	000	Police Equipment	\$ 534,696
Small Equipment Replacement	240 00 000 221	30000	000	Parks, Rec & Public Facilities	\$ 160
Small Equipment Replacement	240 00 000 226	30000	000	CNG Capital	\$ 44,400
Small Equipment Replacement	240 00 000 227	30000	000	Records Mgmt. Fee-Building	\$ 392,226

CITY OF TURLOCK FISCAL YEAR 2023-2024 BUDGET

Cash Fund Balances Summary at FYE 6/30/22*

Fund Name	Fund/Dept/Div/Program	Object	Obj	Description	Balance
Small Equipment Replacement	240 00 000	228	30000 000	Records Mgmt. Fee-Engineering	\$ 213,283
Small Equipment Replacement	240 00 000	231	30000 000	Streets	\$ 90,000
Small Equipment Replacement	240 00 000	232	30000 000	Storm	\$ -
Small Equipment Replacement	240 00 000	233	30000 000	Regional Sports Complex	\$ -
Small Equipment Replacement	240 00 000	234	30000 000	Landscape Assessments	\$ -
Small Equipment Replacement	240 00 000	306	30000 000	Fire Equipment Replacement	\$ 179,433
Small Equipment Replacement	240 00 000	308	30000 000	Records Mgmt. Fee-Fire	\$ 21,126
Small Equipment Replacement	240 00 000	312	30000 000	Strike Teams	\$ 132,198
Small Equipment Replacement	240 00 000	325	30000 000	Radio/CAD/RMS	\$ 478,508
Small Equipment Replacement	240 00 000	372	30000 000	Pedretti Park Capital	\$ -
Asset Replacement	241 00 000	211	30000 000	Planning	\$ 217,392
Asset Replacement	241 00 000	211	30000 000	Planning-Gen Plan Implem & Grow	\$ 250,000
Asset Replacement	241 00 000	227	30000 000	Building & Safety	\$ 468,031
Asset Replacement	241 00 000	227	30000 000	Building & Safety-Permitting Softwa	\$ 500,000
Asset Replacement	241 00 000	228	30000 000	Engineering	\$ 207,633
Computer Replacement	242 00 000	204	30000 000	Network	\$ 319,698
Computer Replacement	242 00 000	205	30000 000	City Council	\$ 1,530
Computer Replacement	242 00 000	206	30000 000	City Manager	\$ 7,728
Computer Replacement	242 00 000	207	30000 000	City Clerk	\$ 1,490
Computer Replacement	242 00 000	208	30000 000	Finance	\$ 8,978
Computer Replacement	242 00 000	209	30000 000	Human Resources	\$ 7,598
Computer Replacement	242 00 000	210	30000 000	City Attorney	\$ -
Computer Replacement	242 00 000	211	30000 000	Planning	\$ 6,161
Computer Replacement	242 00 000	213	30000 000	Police	\$ 58,521
Computer Replacement	242 00 000	214	30000 000	Public Safety Network	\$ 97,270
Computer Replacement	242 00 000	215	30000 000	MDC's - Police	\$ 534,018
Computer Replacement	242 00 000	215	30000 000	MDC's - Fire	\$ 61,615
Computer Replacement	242 00 000	216	30000 000	Animal Services	\$ 4,458
Computer Replacement	242 00 000	217	30000 000	Neighborhood Services	\$ 7,883
Computer Replacement	242 00 000	219	30000 000	Information Technology	\$ 24,025
Computer Replacement	242 00 000	221	30000 000	Parks, Rec & Public Facilities	\$ 10,899
Computer Replacement	242 00 000	222	30000 000	WQC	\$ 28,617
Computer Replacement	242 00 000	223	30000 000	Water Enterprise	\$ 8,460
Computer Replacement	242 00 000	224	30000 000	Collection & Billing	\$ 6,079
Computer Replacement	242 00 000	225	30000 000	Fleet Maintenance	\$ 5,712
Computer Replacement	242 00 000	227	30000 000	Building & Safety	\$ 12,858
Computer Replacement	242 00 000	228	30000 000	Engineering	\$ 42,138
Computer Replacement	242 00 000	230	30000 000	Housing	\$ 5,766
Computer Replacement	242 00 000	231	30000 000	Streets	\$ 3,590
Computer Replacement	242 00 000	304	30000 000	Fire	\$ 27,344
Development Benefit Assessment	245 40 431		30000 000	General	\$ 670,575
Landscape Assessment	246 00 000		30000 000	General	\$ 18,401,084
Landscape Assessment	246 00 000		30000 001	Compensated Absences	\$ 13,630
Downtown Assessment	247 10 172		30000 000	General	\$ 16,446
Housing Program Services - CDBG	255 00 000		30000 000	General	\$ 460,867
Housing Program Services - CDBG	255 00 000		30000 001	Compensated Absences	\$ 5,648
Stanislaus Housing Consortia	256 00 000		30000 000	General	\$ 715,622
Stanislaus Housing Consortia	256 00 000		30000 001	Compensated Absences	\$ 3,158
HOME Program (State)	257 41 487		30000 000	HOME Program (State)	\$ 2,535,525
HOME Program (State)	257 41 488		30000 000	Cal HOME Program	\$ 1,650,375
HOME Program (State)	257 41 489		30000 000	HPRP Homelessness Prevention	\$ -

CITY OF TURLOCK FISCAL YEAR 2023-2024 BUDGET

Cash Fund Balances Summary at FYE 6/30/22*

Fund Name	Fund/Dept/Div/Program			Object	Obj	Description	Balance
HOME Program (State)	257	41	491	30000	000	HEAP (Homeless Emerg Aid Prog)	\$ 80,865
Housing Stimulus Funds	258	41	495	30000	000	Rental Rehab Program	\$ 39,037
Housing Stimulus Funds	258	41	496	30000	000	Neighborhood Stabilization Grant	\$ -
Housing Stimulus Funds	258	41	497	30000	000	CBDG-R	\$ 2,014
Housing Stimulus Funds	258	41	498	30000	000	CARES Act (COVID-19)	\$ (94,120)
Fire Department Grants	265	30	310	302	30000	000 CAL Firefighters J.A.C.	\$ (6,707)
Fire Department Grants	265	30	310	303	30000	000 Fire Training Event	\$ 253
Police Services Grants	266	20	255	346	30000	000 K-9	\$ 3,757
Police Services Grants	266	20	255	347	30000	000 Volunteers in Police (VIP) Donation	\$ 6,831
Police Services Grants	266	20	255	348	30000	000 Animal Services Donations	\$ 67,087
Police Services Grants	266	20	255	349	30000	000 Animal Services Building	\$ 8,081
Police Services Grants	266	20	255	351	30000	000 Police Donations	\$ 14,062
Police Services Grants	266	20	255	356	30000	000 Police Explorer Program	\$ 11,579
Police Services Grants	266	20	255	361	30000	000 COPS	\$ 71,317
Police Services Grants	266	20	255	362	30000	000 Realignment Funds(Rec'd FY 16-17)	\$ 27,682
Police Services Grants	266	20	255	363	30000	000 Course Hosting	\$ 4,431
COPS AB3229	267	20	270		30000	000 General	\$ 236,622
Parks & Public Facilities Grants	269	60	614	369	30000	000 Prop 68 Per Capita Grant	\$ 80,000
Parks & Public Facilities Grants	269	60	614	371	30000	000 Donnelly Play Park	\$ 957
Parks & Public Facilities Grants	269	60	614	373	30000	000 Dog Park Donation	\$ 1,248
Parks & Public Facilities Grants	269	60	614	380	30000	000 General Parks	\$ 11
Parks & Public Facilities Grants	269	60	614	382	30000	000 PG & E	\$ 505
Parks & Public Facilities Grants	269	60	614	414	30000	000 1,000 Flags	\$ 719
Recreation Grants & Donations	270	61	635	391	30000	000 PAL	\$ 100,204
Recreation Grants & Donations	270	61	635	393	30000	000 ASES-Crowell	\$ -
Recreation Grants & Donations	270	61	635	394	30000	000 ASES-Cunningham	\$ -
Recreation Grants & Donations	270	61	635	395	30000	000 ASES-Osborn	\$ (196)
Recreation Grants & Donations	270	61	635	396	30000	000 ASES-Wakefield	\$ -
Recreation Grants & Donations	270	61	635	397	30000	000 ASES-Brown	\$ -
Recreation Grants & Donations	270	61	635	399	30000	000 Recreation General Donations	\$ 25,640
Recreation Grants & Donations	270	61	635	402	30000	000 Skate Park	\$ 2,365
Recreation Grants & Donations	270	61	635	404	30000	000 TAC	\$ 6,478
Recreation Grants & Donations	270	61	635	411	30000	000 Art Class Scholarships	\$ 2,953
Recreation Grants & Donations	270	61	635	415	30000	000 Active Military Banner	\$ 10,331
Recreation Grants & Donations	270	61	635	417	30000	000 ASES Distance Learning Camp	\$ -
Recreation Grants & Donations	270	61	635	418	30000	000 Holiday Lights Tour	\$ (119)
Recreation Grants & Donations	270	61	635	419	30000	000 Recreation Equipment	\$ 25,785
Recreation Grants & Donations	270	61	635	420	30000	000 Senior Nutrition Infrastructure Gran	\$ -
Development Services Grants	271	40	400	450	30000	000 General	\$ (17,179)
Development Services Grants	271	40	400	451	30000	000 General	\$ (51,106)
Capital Improvement	301	50	520		30000	000 General	\$ 226,138
Capital Improvement	301	50	521		30000	000 Disabilty Access Claim Fee	\$ 18,134
Capital Improvement	301	50	522		30000	000 CASp Cert & Training Fund	\$ 105,583
Capital Improvement	301	50	523		30000	000 ADA Improvements	\$ 365,171
Street Light Installation	302	40	433		30000	000 General	\$ 148,478
Capital Facilities Fees	305	40	440		30000	000 Roadways/Transportation	\$ 7,568,491
Capital Facilities Fees	305	40	441		30000	000 Police	\$ (328,370)
Capital Facilities Fees	305	40	442		30000	000 Admin Projects	\$ 1,926,618
Capital Facilities Fees	305	40	443		30000	000 Fire	\$ 1,741,845
Capital Facilities Fees	305	40	444		30000	000 Contingency Reserve	\$ 215,852
Capital Facilities Fees	305	40	460		30000	000 Admin	\$ 1,547,640

CITY OF TURLOCK FISCAL YEAR 2023-2024 BUDGET

Cash Fund Balances Summary at FYE 6/30/22*

Fund Name	Fund/Dept/Div/Program	Object	Obj	Description	Balance
North Turlock Master Plan	306 40 455	30000	000	Transportation	\$ 909,368
North Turlock Master Plan	306 40 456	30000	000	Sewer	\$ 860,166
North Turlock Master Plan	306 40 457	30000	000	Storm	\$ 461,179
North Turlock Master Plan	306 40 460	30000	000	Admin	\$ (5,047)
Northeast Turlock Master Plan	307 40 455	30000	000	Transportation	\$ 1,495,157
Northeast Turlock Master Plan	307 40 456	30000	000	Sewer	\$ 190,115
Northeast Turlock Master Plan	307 40 457	30000	000	Storm	\$ 1,281,098
Northeast Turlock Master Plan	307 40 458	30000	000	Water	\$ 541,667
Northeast Turlock Master Plan	307 40 460	30000	000	Admin	\$ 59,631
Turlock Regional Industrial Park	308 40 456	30000	000	Sewer	\$ 443,466
Turlock Regional Industrial Park	308 40 458	30000	000	Water	\$ 600,548
Turlock Regional Industrial Park	308 40 460	30000	000	Admin	\$ (229,079)
Turlock Regional Industrial Park	308 40 465	30000	000	In-Lieu Agreements	\$ 1,309,075
East Tuolumne Master Plan	309 40 455	30000	000	Transportation	\$ -
East Tuolumne Master Plan	309 40 456	30000	000	Sewer	\$ -
East Tuolumne Master Plan	309 40 457	30000	000	Storm	\$ -
East Tuolumne Master Plan	309 40 458	30000	000	Water	\$ -
East Tuolumne Master Plan	309 40 460	30000	000	Admin	\$ (26,674)
Airport	401 10 125	30000	000	General	\$ 67,712
Building & Safety	405 40 405	30000	000	General	\$ 327,047
Building & Safety	405 40 405	30000	001	Compensated Absences	\$ 38,472
Water Quality Control	410 51 ALL	30000	000	Operating & Capital	\$ 18,132,885
Storm Drainage Construction	411 51 536	30000	000	General	\$ 4,774,670
Sewer Construction	412 51 536	30000	000	General	\$ 1,551,776
WQC Capital Expansion Reserve	413 51 ALL	30000	000	General, Headworks, RWQCF	\$ 5,601,084
Sewerline/Trunk Construction	414 51 536	30000	000	General	\$ 2,391,559
Recycled Water Sales	416 51 540	30000	000	North Valley Regional Recycled We	\$ 3,006,308
Water Enterprise	420 52 ALL	30000	000	Operating & Capital	\$ 17,028,724
Waterline Construction	421 52 552	30000	000	General	\$ 1,900,204
Well Remediation	422 52 554	30000	000	General	\$ 17,153,660
Transit - Roger K Fall Transit Center	426 40 415 238	30000	000	General	\$ 573,462
Transit - Roger K Fall Transit Center	426 40 415 238	30000	001	Compensated Absences	\$ 22,918
Transit - Deniar Amtrak Station	426 40 415 239	30000	000	General	\$ 5,237
Transit - ADA Paratransit (formerly F425)	426 40 415 240	30000	000	General	\$ 6,461
Transit - ADA Paratransit (formerly F425)	426 40 415 240	30000	001	Compensated Absences	\$ 10,645
Transit - Fixed Route	426 40 415 241	30000	000	General	\$ 163,101
Transit - Fixed Route	426 40 415 241	30000	001	Compensated Absences	\$ 37,355
Transit - Demand Response	426 40 415 243	30000	000	General	\$ 98,269
Information Technology	501 10 130	30000	000	General	\$ 612,444
Information Technology	501 10 130	30000	001	Compensated Absences	\$ 144,964
Engineering	502 40 410	30000	000	General	\$ (1,568,724)
Engineering	502 40 410	30000	001	Compensated Absences	\$ 143,833
Fleet Services	505 50 525	30000	000	General	\$ 685,801
Fleet Services	505 50 525	30000	001	Compensated Absences	\$ 27,165
Fleet Services	505 50 526	30000	000	CNG Operation	\$ 421,888
Vehicle/Equipment Replacement	506 00 000 213	30000	000	Police Services	\$ 569,004
Vehicle/Equipment Replacement	506 00 000 219	30000	000	Information Technology	\$ 30,611
Vehicle/Equipment Replacement	506 00 000 221	30000	000	Parks, Rec & Public Facilities	\$ 471,459
Vehicle/Equipment Replacement	506 00 000 222	30000	000	WQC	\$ 315,736
Vehicle/Equipment Replacement	506 00 000 223	30000	000	Water Enterprise	\$ 443,801
Vehicle/Equipment Replacement	506 00 000 225	30000	000	Fleet Maintenance	\$ 15,648

CITY OF TURLOCK FISCAL YEAR 2023-2024 BUDGET

Cash Fund Balances Summary at FYE 6/30/22*

Fund Name	Fund/Dept/Div/Program			Object	Obj	Description	Balance
Vehicle/Equipment Replacement	506	00	000	231	30000 000	Street Maintenance	\$ 750,151
Vehicle/Equipment Replacement	506	00	000	232	30000 000	WQC - Storm	\$ 354,695
Vehicle/Equipment Replacement	506	00	000	233	30000 000	Regional Sports Complex	\$ 182,413
Vehicle/Equipment Replacement	506	00	000	234	30000 000	Landscape Assessments	\$ 420,234
Vehicle/Equipment Replacement	506	00	000	304	30000 000	Fire Services	\$ 1,119,465
Vehicle/Equipment Replacement	506	00	000	372	30000 000	Pedretti Park	\$ 79,294
Workers Compensation	510	10	150		30000 000	General	\$ 2,027,182
Health Insurance	511	10	151		30000 000	General	\$ 3,493,642
Casualty Insurance	512	10	152		30000 000	City Liability	\$ 1,835,684
Casualty Insurance	512	10	153		30000 000	Unemployment	\$ 155,590
Downtown Improvement Project	602	10	166		30000 000	General	\$ 241,006
Successor Agency - Non-LMI	621	10	198		30000 000	General	\$ 2,693,935
Successor Agency - LMI	625	10	199		30000 000	General	\$ 2,047,994
NW Triangle Mello Roos (CFD #1)	705	10	170		30000 000	General	\$ 359,189
PBID	706	10	173		30000 000	General	\$ 56,555
						Total Balances	<u>\$ 211,946,090</u>

*Balances are available cash balances

*Updated without final audited information

CITY OF TURLOCK FISCAL YEAR 2023-2024 BUDGET

General Fund (Fund 110) Budget Summary

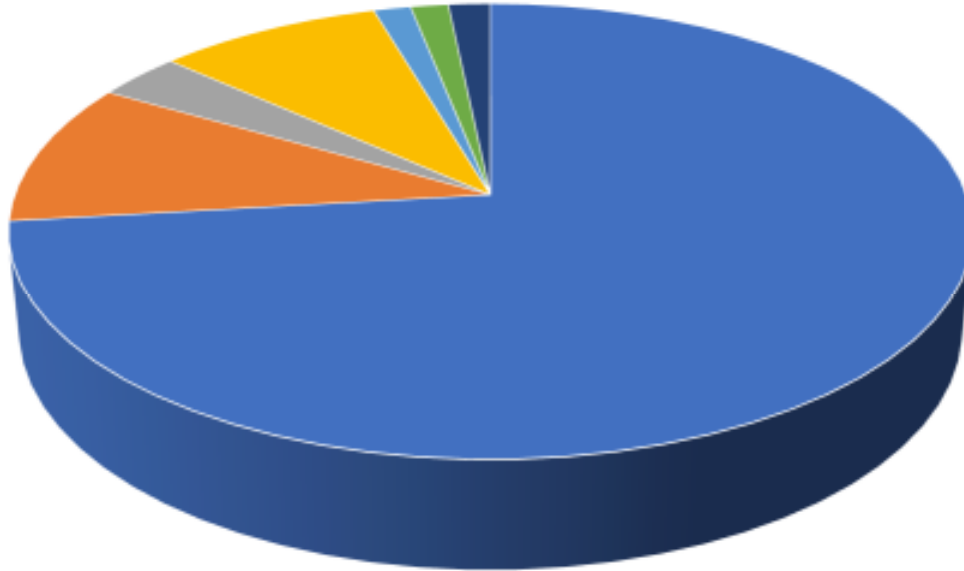
Revenues - General Fund	FY 21-22	FY 22-23	FY 22-23	FY 22-23	FY 23-24
	Actual Amount	Adopted Budget	Budget Amendments	Amended Budget	Proposed Budget
000 Non Departmental	\$ 42,518,448	\$ 44,993,544	\$ -	\$ 44,993,544	\$ 47,990,718
100 City Council	\$ -	\$ -	\$ -	\$ -	\$ -
102 City Manager	\$ -	\$ 424,379	\$ -	\$ 424,379	\$ -
104 City Clerk	\$ -	\$ -	\$ -	\$ -	\$ -
106 Finance	\$ 12,856	\$ 231,392	\$ -	\$ 231,392	\$ 18,094
108 City Attorney	\$ 5,953	\$ -	\$ -	\$ -	\$ -
109 Human Relations	\$ -	\$ -	\$ -	\$ -	\$ -
110 Payroll (to 110-10-109)	\$ -	\$ 104,229	\$ -	\$ 104,229	\$ -
112 General Government	\$ 22,478	\$ 45,880	\$ -	\$ 45,880	\$ -
189 Covid 19 (Corona Virus)	\$ -	\$ 100,000	\$ -	\$ 100,000	\$ -
191 UHEC - Homeless Encampment Crisis	\$ -	\$ -	\$ -	\$ -	\$ -
192 Homeless Response	\$ -	\$ -	\$ -	\$ -	\$ -
200 Police Services - Special Operations	\$ 278,169	\$ 273,754	\$ -	\$ 273,754	\$ 188,000
205 Police Services - Support Operations	\$ -	\$ -	\$ -	\$ -	\$ -
210 Police Services - Field Operations	\$ 1,343,248	\$ 1,600,980	\$ -	\$ 1,600,980	\$ 1,483,400
215 Animal Services	\$ 139,894	\$ 146,050	\$ -	\$ 146,050	\$ 139,550
220 Code Enforcement (to 110-20-210)	\$ 50,178	\$ 84,000	\$ -	\$ 84,000	\$ -
300 Fire Department	\$ 1,232,461	\$ 1,016,000	\$ -	\$ 1,016,000	\$ 797,300
400 Planning	\$ 213,520	\$ 340,845	\$ -	\$ 340,845	\$ 180,430
500 Public Facilities	\$ 51,660	\$ 198,808	\$ -	\$ 198,808	\$ -
600 Park Maintenance	\$ 135,908	\$ 405,929	\$ -	\$ 405,929	\$ 107,100
620 Parks, Recreation & Public Facilities Maint.	\$ 106,720	\$ 469,670	\$ -	\$ 469,670	\$ 59,500
622 Recreation - Programs/Events	\$ 22,639	\$ 76,400	\$ -	\$ 76,400	\$ 122,250
624 Recreation - Sports	\$ 123,749	\$ 346,382	\$ -	\$ 346,382	\$ 122,000
626 Recreation - Aquatics	\$ 38,592	\$ 64,500	\$ -	\$ 64,500	\$ 60,000
630 Recreation - Prevention/Youth	\$ 654,224	\$ 816,500	\$ -	\$ 816,500	\$ 885,750
TOTAL GENERAL FUND REVENUES	\$ 46,950,697	\$ 51,739,242	\$ -	\$ 51,739,242	\$ 52,154,092

Expenses - General Fund	FY 21-22	FY 22-23	FY 22-23	FY 22-23	FY 23-24
	Actual Amount	Adopted Budget	Budget Amendments	Amended Budget	Proposed Budget
000 Non Departmental	\$ -	\$ -	\$ -	\$ -	\$ -
100 City Council	\$ 95,297	\$ 118,924	\$ -	\$ 118,924	\$ 128,715
102 City Manager	\$ 762,750	\$ 1,249,271	\$ -	\$ 1,249,271	\$ 962,378
104 City Clerk	\$ 86,746	\$ 647,651	\$ -	\$ 647,651	\$ 756,046
106 Finance	\$ 1,311,281	\$ 1,844,809	\$ -	\$ 1,844,809	\$ 1,646,559
108 City Attorney	\$ 468,491	\$ 653,127	\$ -	\$ 653,127	\$ 703,281
109 Human Relations	\$ 1,503,323	\$ 1,564,161	\$ (12,500)	\$ 1,551,661	\$ 1,909,460
110 Payroll (to 110-10-109)	\$ 332,279	\$ 458,789	\$ 12,500	\$ 471,289	\$ -
112 General Government	\$ 2,297,736	\$ 2,101,736	\$ -	\$ 2,101,736	\$ 2,565,605
189 Covid 19 (Corona Virus)	\$ 746,855	\$ -	\$ -	\$ -	\$ -
191 UHEC - Homeless Encampment Crisis	\$ 41,589	\$ -	\$ -	\$ -	\$ -
192 Homeless Response	\$ -	\$ 160,417	\$ -	\$ 160,417	\$ 160,000
200 Police Services - Special Operations	\$ 7,076,532	\$ 7,965,024	\$ 193,970	\$ 8,158,994	\$ 7,688,503
205 Police Services - Support Operations	\$ -	\$ -	\$ -	\$ -	\$ 3,365,781
210 Police Services - Field Operations	\$ 14,973,539	\$ 17,047,247	\$ 23,930	\$ 17,071,177	\$ 15,245,998
215 Animal Services	\$ 568,265	\$ 640,408	\$ -	\$ 640,408	\$ 664,096
220 Code Enforcement (to 110-20-210)	\$ 393,154	\$ 329,450	\$ -	\$ 329,450	\$ -
300 Fire Department	\$ 10,992,400	\$ 12,013,755	\$ -	\$ 12,013,755	\$ 12,484,297
400 Planning	\$ 745,291	\$ 1,058,474	\$ -	\$ 1,058,474	\$ 980,436
500 Public Facilities	\$ 341,276	\$ 569,992	\$ -	\$ 569,992	\$ 417,995
600 Park Maintenance	\$ 1,010,324	\$ 1,426,135	\$ 40,000	\$ 1,466,135	\$ 1,090,475
620 Parks, Recreation & Public Facilities Maint.	\$ 406,529	\$ 547,880	\$ -	\$ 547,880	\$ 154,000
622 Recreation - Programs/Events	\$ 13,433	\$ 49,594	\$ -	\$ 49,594	\$ 84,998
624 Recreation - Sports	\$ 176,503	\$ 412,223	\$ -	\$ 412,223	\$ 289,132
626 Recreation - Aquatics	\$ 65,947	\$ 163,327	\$ -	\$ 163,327	\$ 154,377
630 Recreation - Prevention/Youth	\$ 571,828	\$ 716,848	\$ -	\$ 716,848	\$ 701,960
TOTAL GENERAL FUND EXPENSES	\$ 44,981,366	\$ 51,739,242	\$ 257,900	\$ 51,997,142	\$ 52,154,092

Total Revenue Over/(Under) Expenses	\$1,969,331	\$0	(\$257,900)	(\$257,900)	\$0
--	--------------------	------------	--------------------	--------------------	------------



General Fund Budgeted Revenue by Source (Fund 110 only) FY 2023-2024



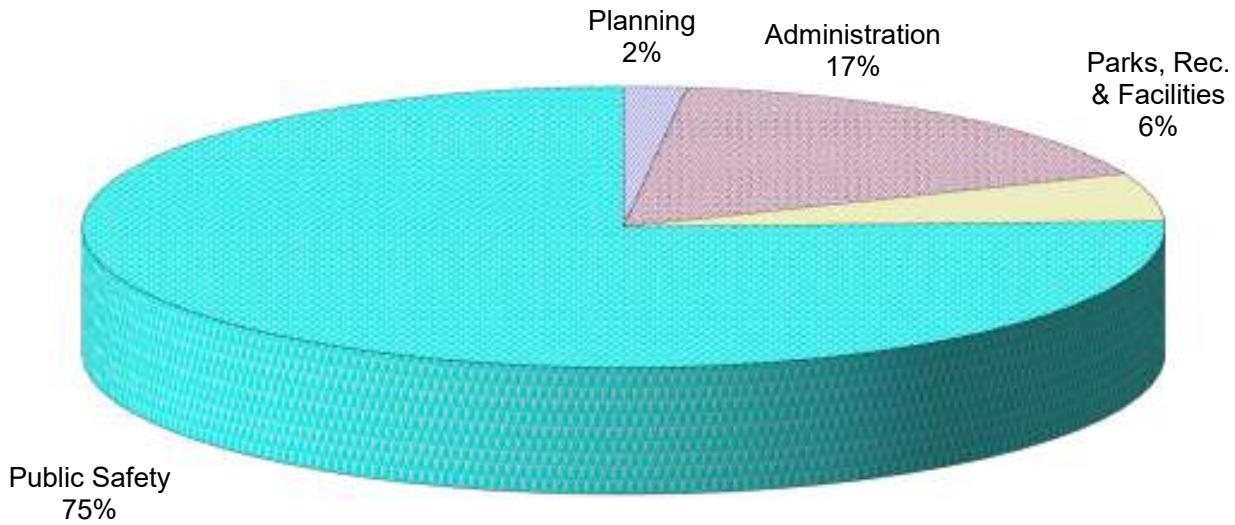
- Taxes
- Licenses, Permits & Franchises
- Fees & Charges for Services
- Reimb for Admin Services
- Fines, Forfeitures & Penalties
- Intergovernmental
- Uses of Money & Property

Total Revenues (Fund 110 only) = \$ 52,154,092

Taxes	38,151,644	73.2%
Licenses, Permits & Franch	5,291,330	10.1%
Fees & Charges for Service	1,731,300	3.3%
Reimb for Admin Services	4,594,077	8.8%
Fines, Forfeitures & Penalti	760,700	1.5%
Intergovernmental	769,000	1.5%
Uses of Money & Property	856,041	1.6%
\$	52,154,092	100.00%



General Fund Budgeted Expenses by Category (Fund 110 only) FY 2023-2024



Total Expenses (Fund 110 only) = \$ 52,154,092

Administration Departments		Parks, Rec. & Public Facilities Departments	
City Council 100	128,715	Park Maintenance 500	417,995
City Manager 102	962,378	Public Facilities 600	1,090,475
City Clerk 104	756,046	Administration 620	157,159
Finance 106	1,646,559	Rec. Programs & Events 622	84,998
City Attorney 108	703,281	Rec. Sports 624	287,132
Human Relations 109	1,909,460	Rec. Aquatics 626	153,218
General Government 112	2,565,605	Rec. Prevention/Youth 630	701,960
Homeless Response 192	160,000		<u>\$ 2,892,937</u>
	<u>\$ 8,832,044</u>		
Public Safety Departments		Development Services	
Police Special Operations 200	7,688,503	Planning 400	980,436
Police Support Operations 205	3,365,781		<u>\$ 980,436</u>
Police Field Operations 210	15,155,998		
Animal Services 215	754,096		
Neighborhood Services 220	-		
Fire Services 300	12,484,297		
	<u>\$ 39,448,675</u>		

CITY OF TURLOCK
Budget Augmentation Summary
General Fund
June 13, 2023

REVENUE/TRANSFER IN	EXPENSE/TRANSFER OUT
----------------------------	-----------------------------

Funded by General Fund						
Department	Division	Funding Source	Classification	Description	Amount	Account #
10-Admin	102-City Manager	110-General Fund	Personnel	New position for Communications Assistant to assist with Social Media	\$ 49,299	110-10-102.various
10-Admin	102-City Manager	110-General Fund	Personnel	Part time Clerical position to assist with work load demands	\$ 25,000	110-10-102.41002_000
10-Admin	102-City Manager	110-General Fund	Personnel	Part time Grant Writer position to provide support for grant program and unsheltered homeless services program	\$ 25,000	110-10-102.41002_000
10-Admin	102-City Manager	110-General Fund	Contractual	RM-Hub Spot ED Reporting Fields Annual Fee for Economic Development Program	\$ 1,560	110-10-102.43060_000
10-Admin	102-City Manager	110-General Fund	Contractual	Economic Development Strategic Plan Update for the City of Turlock	\$ 50,000	110-10-102.43060_000
10-Admin	102-City Manager	110-General Fund	Contractual	Economic development website extension	\$ 500	110-10-102.43060_000
10-Admin	102-City Manager	110-General Fund	Contractual	Zoom Prospector for economic development software/program	\$ 8,100	110-10-102.43060_000
10-Admin	102-City Manager	110-General Fund	Supplies & Maint.	Marketing Boosts: Supplies to assist with marketing of economic development on social media	\$ 400	110-10-102.44001_000
10-Admin	102-City Manager	110-General Fund	Supplies & Maint.	Workshop Events: Supplies for economic development workshop events (1 every 2 months)	\$ 2,100	110-10-102.44001_000
10-Admin	102-City Manager	110-General Fund	Supplies & Maint.	Two Computers with Monitors for Part time clerical and Management Analyst	\$ 2,500	110-10-102.44001_000
10-Admin	102-City Manager	110-General Fund	Supplies & Maint.	Year two of a three year agreement for software/program maintenance	\$ 11,000	110-10-102.44010_001
10-Admin	102-City Manager	110-General Fund	Other	Economic development training	\$ 10,000	110-10-102.47030
10-Admin	102-City Manager	110-General Fund	Other	Risk management training	\$ 6,400	110-10-102.47030
10-Admin	104-City Clerk	110-General Fund	Personnel	Part time position to assist with work load demands	\$ 25,000	110-10-104.41002_000
10-Admin	106-Finance	110-General Fund	Personnel	Reclassification due to increase in responsibilities and oversight	\$ 12,284	110-10-106.various
10-Admin	106-Finance	110-General Fund	Other	Training for staff to better assist with increased responsibilities	\$ 9,400	110-10-106.47095_000
10-Admin	108-City Attorney	110-General Fund	Contractual	Increase to contractual agreement in case of conflict of interest/specialized counsel as necessary	\$ 50,000	110-10-108.43060_000
10-Admin	112-General Government	110-General Fund	Contractual	Increase to contract of program that archives all platforms for the purpose of Public Records Act	\$ 10,000	110-10-112.43060_000
10-Admin	112-General Government	110-General Fund	Supplies & Maint.	Increase in supplies for achievement awards	\$ 5,000	110-10-112.47106
20-Police	200-Special Operations	110-General Fund	Personnel	Additional overtime hours for Detectives and Special Investigations Unit staff- due to call outs and investigative timelines	\$ 45,000	110-20-200.41100_004
20-Police	200-Special Operations	110-General Fund	Contractual	Additional funds for DVR Examiner (total cost of \$7,000) to read DVR's	\$ 2,000	110-20-200.44001_000
20-Police	200-Special Operations	110-General Fund	Contractual	Facial recognition for timely identification	\$ 15,000	110-20-200.44001_000
20-Police	200-Special Operations	110-General Fund	Contractual	LEEDS On Line to assist in property theft investigations	\$ 9,000	110-20-200.44001_000
20-Police	200-Special Operations	110-General Fund	Equipment	Ballistic plate carriers for staff transferring to special operations	\$ 7,500	110-20-200.44030_001
20-Police	200-Special Operations	110-General Fund	Equipment	Crime scene cameras for staff transferring to special operations	\$ 8,500	110-20-200.44030_001

CITY OF TURLOCK
Budget Augmentation Summary
General Fund
June 13, 2023

REVENUE/TRANSFER IN	EXPENSE/TRANSFER OUT
----------------------------	-----------------------------

Funded by General Fund (cont.)						
Department	Division	Funding Source	Classification	Description	Amount	Account #
20-Police	210-Field Operations	110-General Fund	Personnel	Unfreeze Police Officer I position frozen in FY 19/20	\$ 118,382	110-20-210.various
20-Police	210-Field Operations	110-General Fund	Personnel	Overtime collateral duty	\$ 50,000	110-20-210.41100_032
20-Police	210-Field Operations	110-General Fund	Supplies & Maint.	Outdated SWAT equipment needs to be replaced to perform duties safely and efficiently	\$ 20,000	110-20-210.44001_033
30-Fire	300-Operations	110-General Fund	Personnel	Part time position to assist Fire Marshal	\$ 50,000	110-30-300.41002_000
30-Fire	300-Operations	110-General Fund	Personnel	To maintain normal daily staffing levels of 13 personnel each shift	\$ 50,000	110-30-300.41100_001
30-Fire	300-Operations	110-General Fund	Personnel	Overtime for Fire Captain to complete investigations in addition to regular schedule.	\$ 18,000	110-30-300.41100_009
30-Fire	300-Operations	110-General Fund	Contractual	Self contained breathing apparatus (SCBA) maintenance to be in compliance with mandatory OSHA inspections.	\$ 7,000	110-30-300.43245
30-Fire	300-Operations	110-General Fund	Supplies & Maint.	Knox Connect Cloud license to securely store Knox keys for all agencies	\$ 1,000	110-30-300.44010_001
30-Fire	300-Operations	110-General Fund	Supplies & Maint.	Minor equipment to securely store Knox keys for all agencies	\$ 10,000	110-30-300.44030_000
30-Fire	300-Operations	110-General Fund	Equipment	Computer for Fire Admin for use by line staff, light duty personnel, and part time help	\$ 1,450	110-30-300.44030_005
30-Fire	300-Operations	110-General Fund	Equipment	To supply apparatus purchased from Salida in FY22-23 with complete SCBA units	\$ 11,000	110-30-300.44030_014
30-Fire	300-Operations	110-General Fund	Supplies & Maint.	Supplies to support and assist the Stanislaus Regional FIU in investigation of fires	\$ 4,500	110-30-300.44030_020
30-Fire	300-Operations	110-General Fund	Equipment	Purchase of new replacement rescue equipment to bring current rescue cache up to equivalent operational levels of MST resource sharing partners	\$ 18,500	110-30-300.44030_070
30-Fire	300-Operations	110-General Fund	Contractual	Transition of dispatching services to Stanislaus Regional 911(SR911) to streamline and enhance service delivery for Turlock Fire Department	\$ 24,000	110-30-300.45001_002
30-Fire	300-Operations	110-General Fund	Contractual	Rise in maintenance cost for four fire engines that have surpassed their life cycle	\$ 30,000	110-30-300.46025
TOTAL COST					\$ 804,375	

Funded by Special Public Safety						
Department	Division	Funding Source	Classification	Description	Amount	Account #
30-Fire	305-Fire	116-Special Public Safety	Supplies & Maint.	Operative IQ inventory and asset management app-based software program to assist with records management	\$ 12,580	116-30-305.44011
TOTAL COST					\$ 12,580	

CITY OF TURLOCK
Budget Augmentation Summary
General Fund
June 13, 2023

REVENUE/TRANSFER IN	EXPENSE/TRANSFER OUT
----------------------------	-----------------------------

Funded by Cannabis Fund						
Department	Division	Funding Source	Classification	Description	Amount	Account #
10-Admin	190-Cannabis	Fund 117-Cannabis	Equipment	Cameras for LPR - County approval delayed, so may need to pay for two years in FY 23/24	\$ 100,000	117-10-190.51034
10-Admin	190-Cannabis	Fund 117-Cannabis	Capital	To aid in funding Columbia Pool with FY 23/24 gain of projected revenues in excess of expenses	\$ 1,030,381	117-10-190.48001_335
TOTAL COST					\$ 1,130,381	

Funded by Public Works						
Department	Division	Funding Source	Classification	Description	Amount	Account #
60-Parks	602-Regional Sports Comple	205-Sports Facility	Supplies & Maint.	To replace 2 scoreboards	\$ 14,000	205-60-602.44001_000
60-Parks	602-Regional Sports Comple	205-Sports Facility	Supplies & Maint.	Increase in supplies due to inflation	\$ 2,590	205-60-602.44001_000
60-Parks	604-Pedretti Sports Comple	205-Sports Facility	Supplies & Maint.	To replace 4 scoreboards	\$ 28,000	205-60-604.44001_000
60-Parks	604-Pedretti Sports Comple	205-Sports Facility	Supplies & Maint.	Increase in supplies due to inflation	\$ 12,655	205-60-604.44001_000
10-Admin	120-Tourism	120-Tourism	Equipment	Pedretti light project	\$ 489,000	120-10-120.51270
10-Admin	120-Tourism	120-Tourism	Equipment	Pedretti light project	\$ 150,482	120-10-120.51270
10-Admin	120-Tourism	120-Tourism	Equipment	Pedretti light project	\$ 159,118	120-10-120.51270
10-Admin	120-Tourism	120-Tourism	Equipment	TID Grant for Pedretti light project	\$ 159,118	120-10-120.34309
TOTAL COST					\$ 696,727	

Funded by Information Technology						
Department	Division	Funding Source	Classification	Description	Amount	Account #
10-Admin	130-IT Operations	501- Information Technology	Personnel	To establish a standby schedule and support plan for IT Coordinators, IT Analyst, and IT Technician	\$ 35,000	501-10-130.41100_001
10-Admin	130-IT Operations	501- Information Technology	Supplies & Maint.	Minor equipment A/C unit server room. Replace batteries that are nearing end of life	\$ 20,000	501-10-130.44030_023
10-Admin	130-IT Operations	501- Information Technology	Equipment	Transfers Out; Purchase a vehicle for IT Staff to address urgent issues, rather than borrowing a vehicle from another department	\$ 30,000	501-10-130.48001_090
10-Admin	131-IT GIS	501- Information Technology	Contractual	Upgrade Geographic Information Systems (GIS) software to an advanced license from the standard license	\$ 5,000	501-10-131.43045
10-Admin	131-IT GIS	Technology	Contractual	Contract for aerial imagery services for the City's GIS use	\$ 60,000	501-10-131.43060_000
TOTAL COST					\$ 150,000	

CITY OF TURLOCK
Budget Augmentation Summary
General Fund
June 13, 2023

REVENUE/TRANSFER IN	EXPENSE/TRANSFER OUT
----------------------------	-----------------------------

Funded by Development Services						
Department	Division	Funding Source	Classification	Description	Amount	Account #
405-Building	40-Development Services	405-Building	Personnel	Reclassification from Staff Services Assistant to Technician: staff is ready to move up and also to help with staff retention	\$ 3,906	405-40-405.various
405-Building	40-Development Services	405-Building	Personnel	Reclassification from Inspector I to II: staff is ready to move up and also to help with staff retention	\$ 4,676	405-40-405.various
405-Building	40-Development Services	405-Building	Personnel	Reclassification from Inspector II to Sr. : staff is ready to move up and also to help with staff retention	\$ 5,287	405-40-405.various
TOTAL COST					\$ 13,869	
GRAND TOTAL					\$ 2,807,932	

CITY OF TURLOCK
Budget Augmentation Summary
NON General Fund
June 13, 2023

Funded by Fleet (Public Works)						
Department	Division	Funding Source	Classification	Description	Amount	Account #
Public Works	525-Operations	505-Fleet	Personnel	One (1) Fleet Maintenance Mechanic II position to help address and respond to large volume of reported issues with vehicles and equipment.	\$ 97,361	505-50-525.Various
Public Works	525-Operations	505-Fleet	Personnel	One (1) Fleet Manager position to help provide leadership/oversight over the Fleet Maintenance Staff.	\$ 176,086	505-50-525.Various
Public Works	525-Operations	505-Fleet	Contractual	New office for Fleet Division, as current office is too small for number of employees.	\$ 350,000	505-50-525.43351
TOTAL COST					\$ 623,447	

Funded by Transit (Public Works)						
Department	Division	Funding Source	Classification	Description	Amount	Account #
Public Works	415-Transit	426-Transit	Personnel	Establish a Transit Analyst job classification series (I/II/SR) and reclassify Transit Analyst to Transit Analyst Sr. The new job series allows for succession planning and growth and provides career path for individuals as they improve upon their skills.	\$ 6,121	426-40-415-240-001.various (15%) 426-40-415-241-001.various (70%) 426-40-415-243-001.various (15%)
Public Works	415-Transit	426-Transit	Personnel	One (1) Transit Analyst position to support administrative and operations within the Transit Division.	\$ 134,994	426-40-415-240-001.various (15%) 426-40-415-241-001.various (70%) 426-40-415-243-001.various (15%)
Public Works	415-Transit	426-Transit	Personnel	Reclassify current Transit Manager from Range 34.1 to 35.1 for retention purposes and to better align with the employee's skills, experience and job duties.	\$ 9,049	426-40-415-240-001.various (15%) 426-40-415-241-001.various (70%) 426-40-415-243-001.various (15%)
Public Works	415-Transit	426-Transit	Personnel	Full time Communications Assistant to provide support to Economic Development Services Director/Communications Officer. (Funding = 10% Transit; 40% Municipal Services, 50% General Fund).	\$ 9,860	426-40-415-240-001.various (1.5%) 426-40-415-241-001.various (7%) 426-40-415-243-001.various (1.5%)
Public Works	415-Transit	426-Transit	Personnel	To fund 20 hours per week of code enforcement services at Turlock Transit bus stops, provided by Police Department.	\$ 90,000	426-40-415-241-001.49007
Public Works	415-Transit	426-Transit	Contractual	To allocate prorated portion of contracted services costs to On-Demand mode (program 243) from other modes, as well as increase contract services provided.	\$ 90,500	426-40-415-240-001.43267 (-\$6,400) 426-40-415-241-001.43267 (\$54,000) 426-40-415-243-001.43267 (\$42,900)
TOTAL COST					\$ 340,524	

Funded by Landscape Assessment (Public Works)						
Department	Division	Funding Source	Classification	Description	Amount	Account #
Parks	600-Maintenance	246-Landscape Assessment	Personnel	One (1) full time Maintenance Worker I to assist with work load. This will reduce part-time salaries.	\$ 52,507	246-60-600.various
TOTAL COST					\$ 52,507	

CITY OF TURLOCK
Budget Augmentation Summary
NON General Fund
June 13, 2023

Funded by Enterprise Funds (Municipal Services)						
Department	Division	Funding Source	Classification	Description	Amount	Account #
Sewer Water	530-Operations 550-Operations	410-Sewer 420-Water	Personnel	Full time Communications Assistant to provide support to Economic Development Services Director/Communications Officer. (Funding = 10% Transit; 40% Municipal Services, 50% General Fund).	\$ 39,438	410-51-530.various (20%) 420-52-550.various (20%)
Sewer Water	530-Operations 550-Operations	410-Sewer 420-Water	Personnel	One (1) full time Staff Services Assistant to assist with regulatory needs.	\$ 86,018	410-51-530.various (50%) 420-52-550.various (50%)
Sewer Water	530-Operations 550-Operations	410-Sewer 420-Water	Personnel	Reclassify a Lab Analyst I to a II. Staff member will be obtaining the required certifications for Lab Analyst II.	\$ 3,362	410-51-530.various (50%) 420-52-550.various (50%)
Sewer	530-Operations	410-WQC	Personnel	Reclassify Staff Services Assistant to Staff Services Technician to assist the Division Manager by performing more analytical duties to ensure regulatory compliance.	\$ 5,035	410-51-530.various
Sewer	530-Operations	410-WQC	Personnel	Increase in overtime due to divisions having to share staff to cover sick days, vacation days, medical leaves, etc.. There has been a delay in being able to hire replacements for staff transferring out.	\$ 43,000	410-51-530.various
Sewer	530-Operations	410-WQC	Personnel	Reclassify Electrical Mechanical Supervisor Assistant to Electrical Mechanical Supervisor to supervise Instrument Technicians.	\$ 5,531	410-51-530.various
Sewer	530-Operations	410-WQC	Personnel	Reclassify a Wastewater Plant Operator I to a II. Staff member will be obtaining the required certification for a WWPO II.	\$ 3,942	410-51-530.various
Sewer	530-Operations	410-WQC	Supplies and Maint.	Increase in cost of sodium hypochlorite, due to market conditions, from \$1.50 per gallon to over \$3.00 per gallon.	\$ 1,100,000	410-51-530.44005_006
Water	550-Operations	420-Water	Personnel	Convert one Electric/Instrumentation Tech to a Senior Instrumentation and Control position to maintain new equipment (included in previous water rate study).	\$ 5,344	420-52-550.various

TOTAL COST \$ 1,291,670

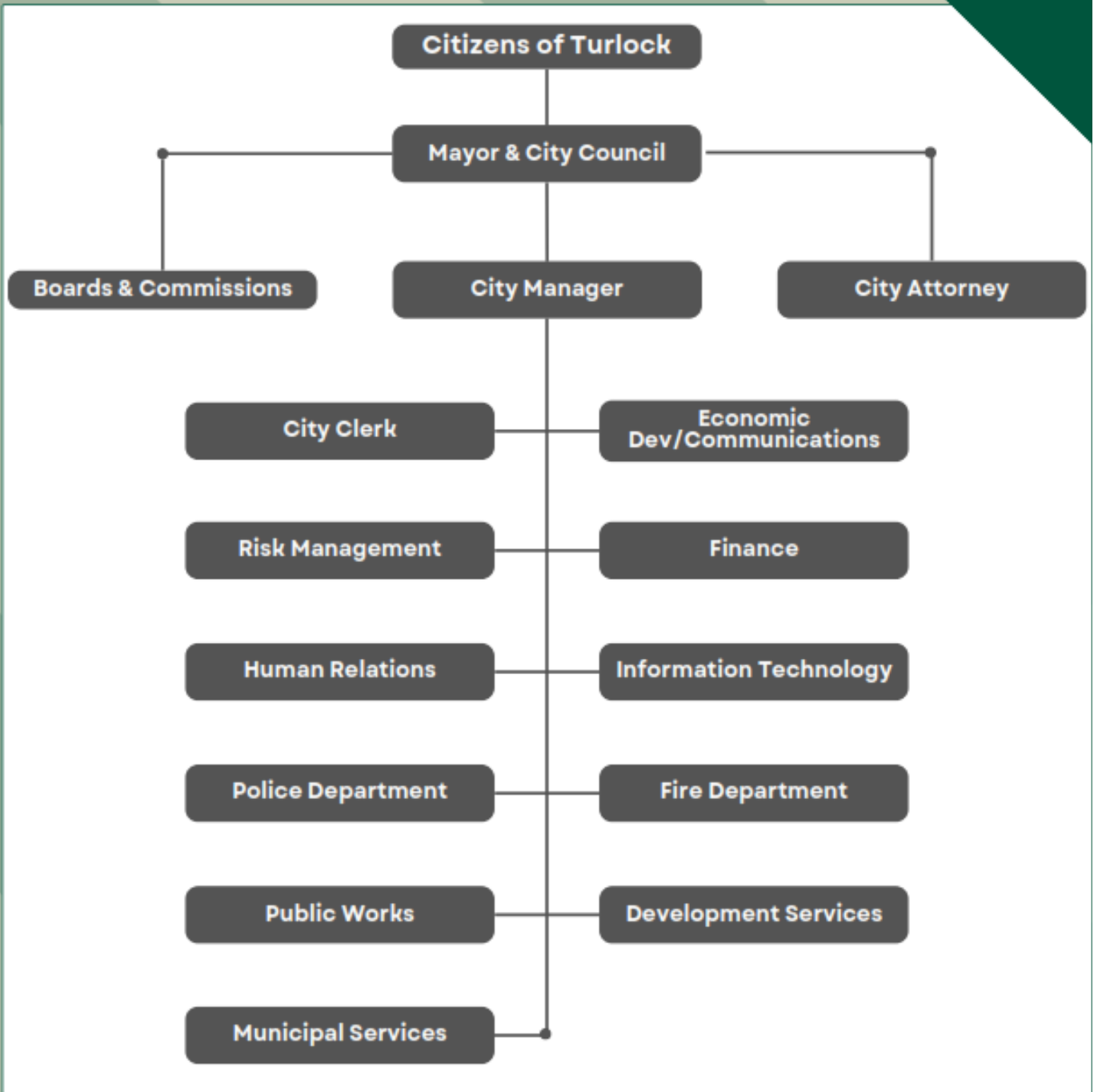
Funded by Vehicle/Equipment Replacement						
Department	Division	Funding Source	Classification	Description	Amount	Account #
00-Non- Departmental	000-Non-Departmental	506- Vehicle/Equipment Replacement	Equipment	To bring the fire department's fleet replacement program for heavy apparatus and light vehicles in alignment with industry best practices for replacement.	\$ 200,000	506-00-000-304.38001_090 (currently in GF proposed budget)

TOTAL COST \$ 200,000

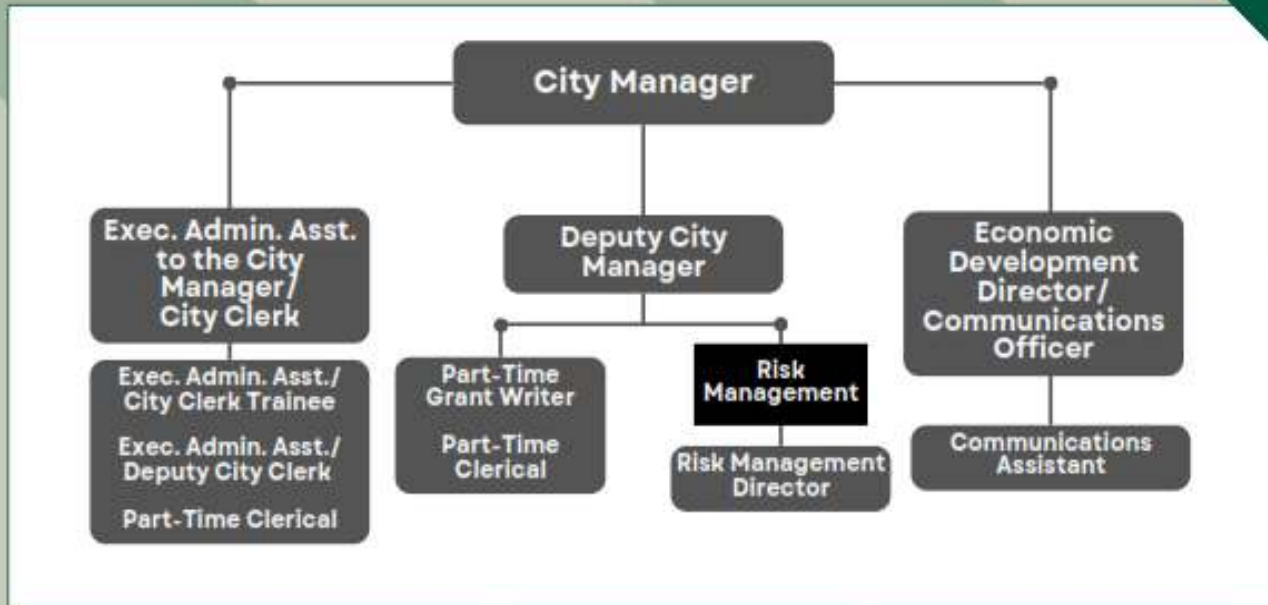
Funded by Small Equipment Replacement						
Department	Division	Funding Source	Classification	Description	Amount	Account #
00-Non- Departmental	000-Non-Departmental	240-Small Equipment Replacement	Equipment	To bring the fire department's small equipment replacement program in alignment with industry best practices for replacement.	\$ 246,000	240-00-000-306.38001_092 (currently in GF proposed budget)
00-Non- Departmental	000-Non-Departmental	240-Small Equipment Replacement	Contractual	For hosted website services solution to provide easily accessible information and solutions for citizens.	\$ 300,000	240-00-000-203.51005_001

TOTAL COST \$ 546,000

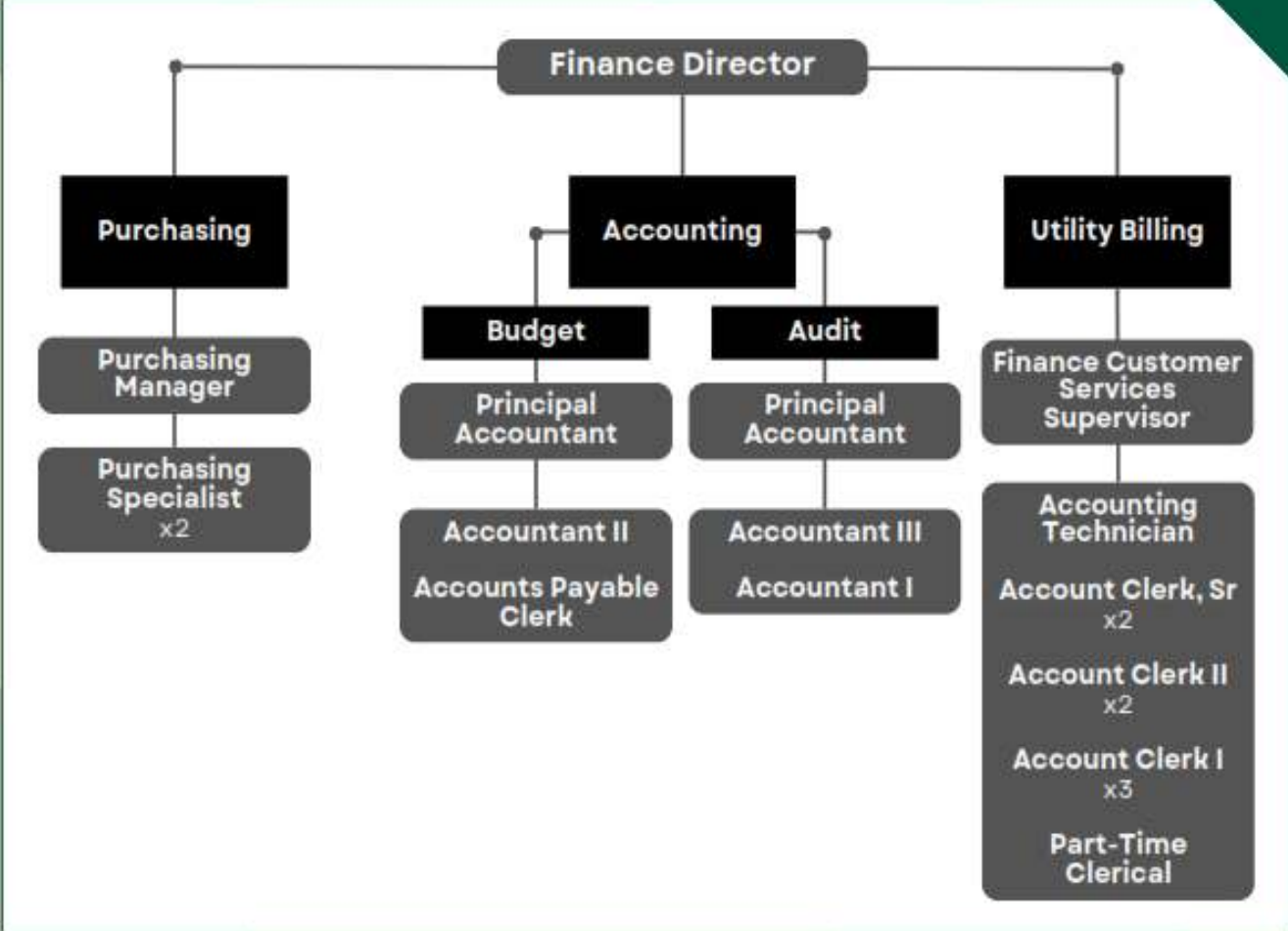
GRAND TOTAL \$ 3,054,148



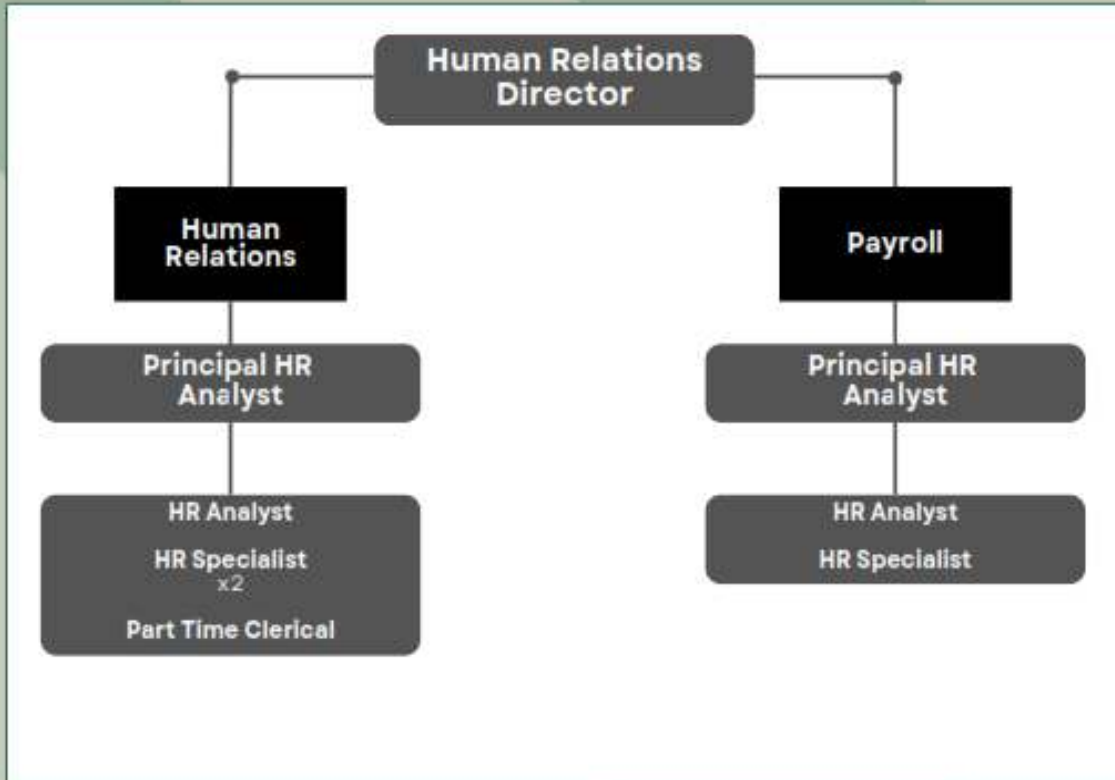
CITY MANAGER'S OFFICE



FINANCE DEPARTMENT

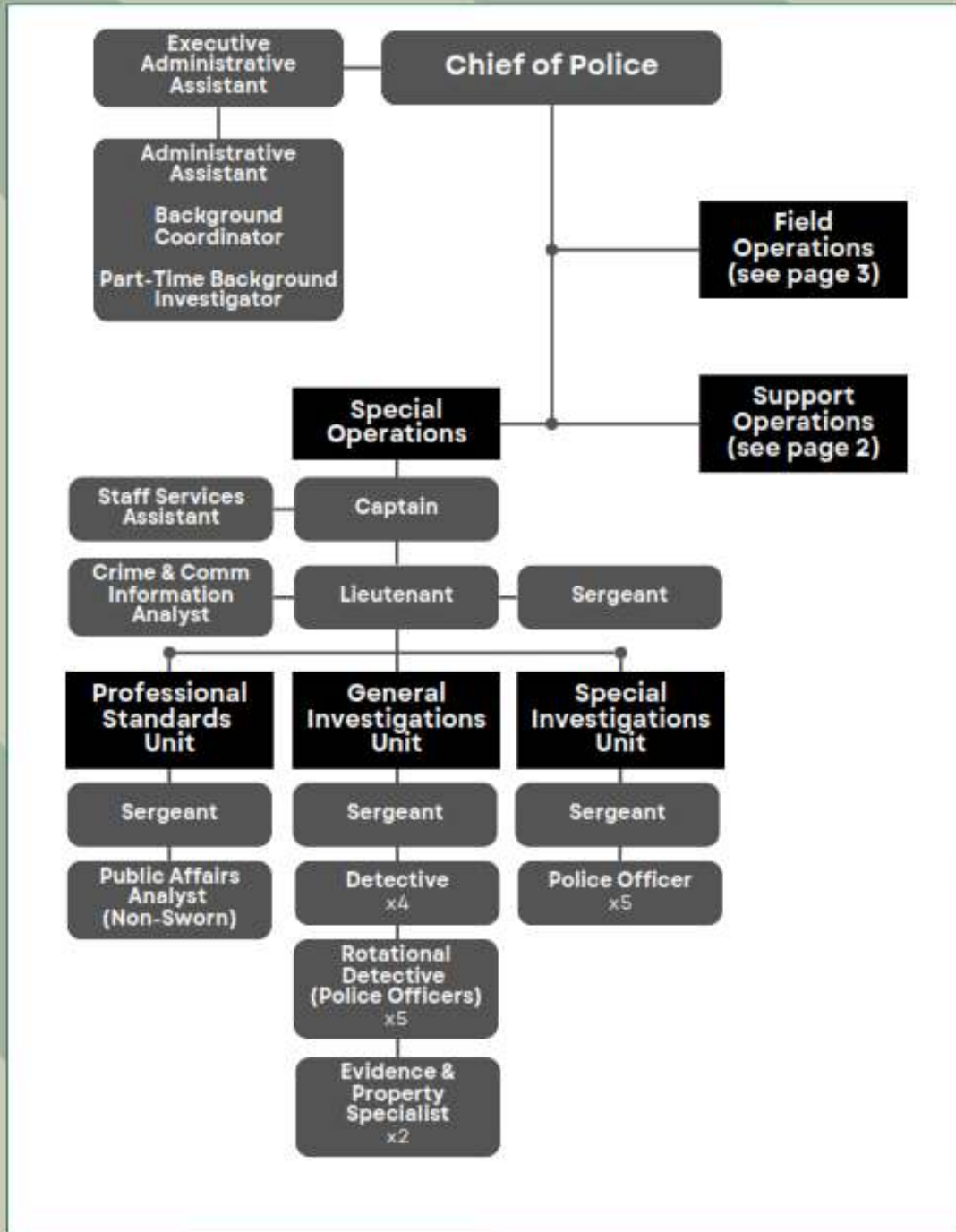


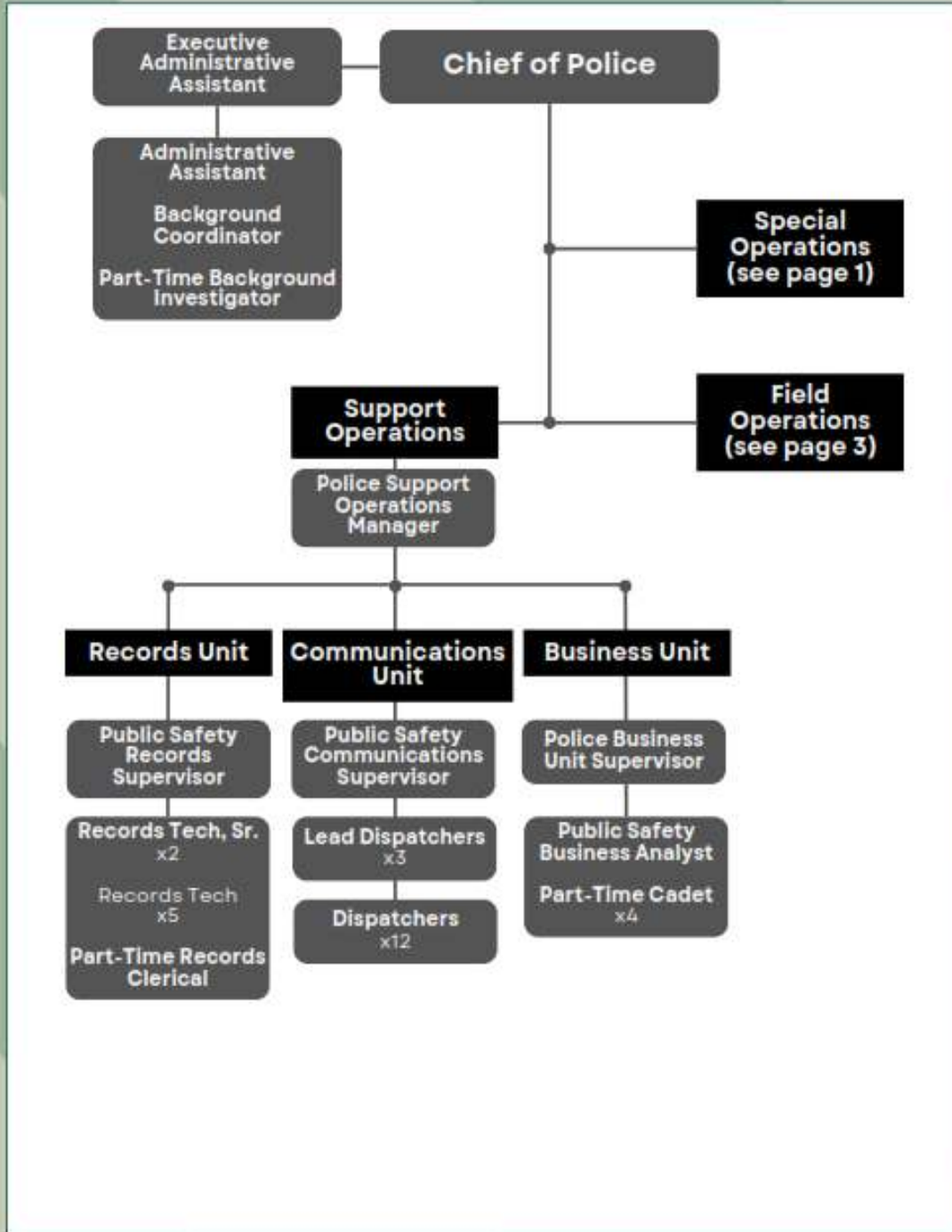
HUMAN RELATIONS DEPARTMENT



TURLOCK POLICE DEPARTMENT

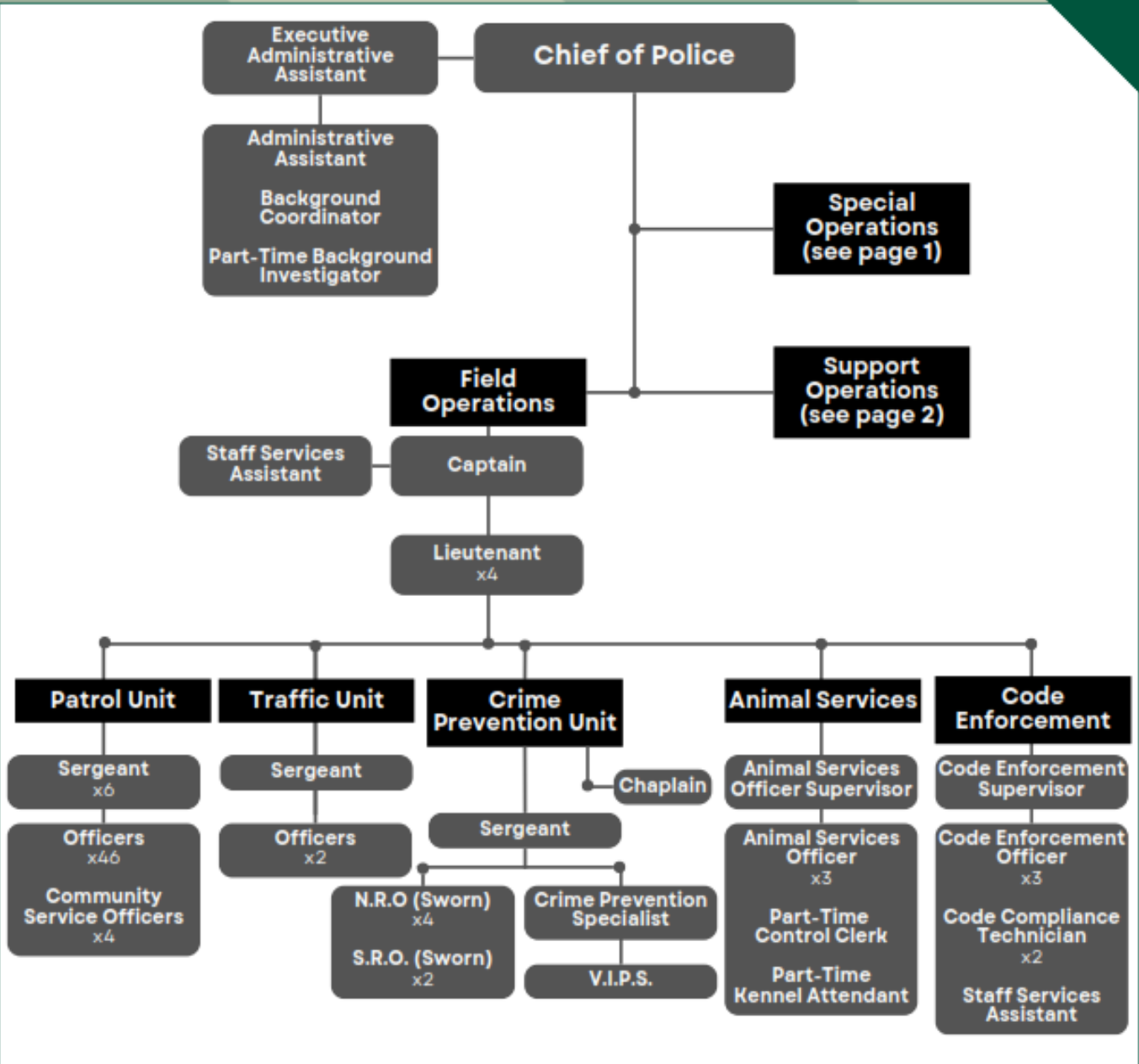
Page 1 of 3



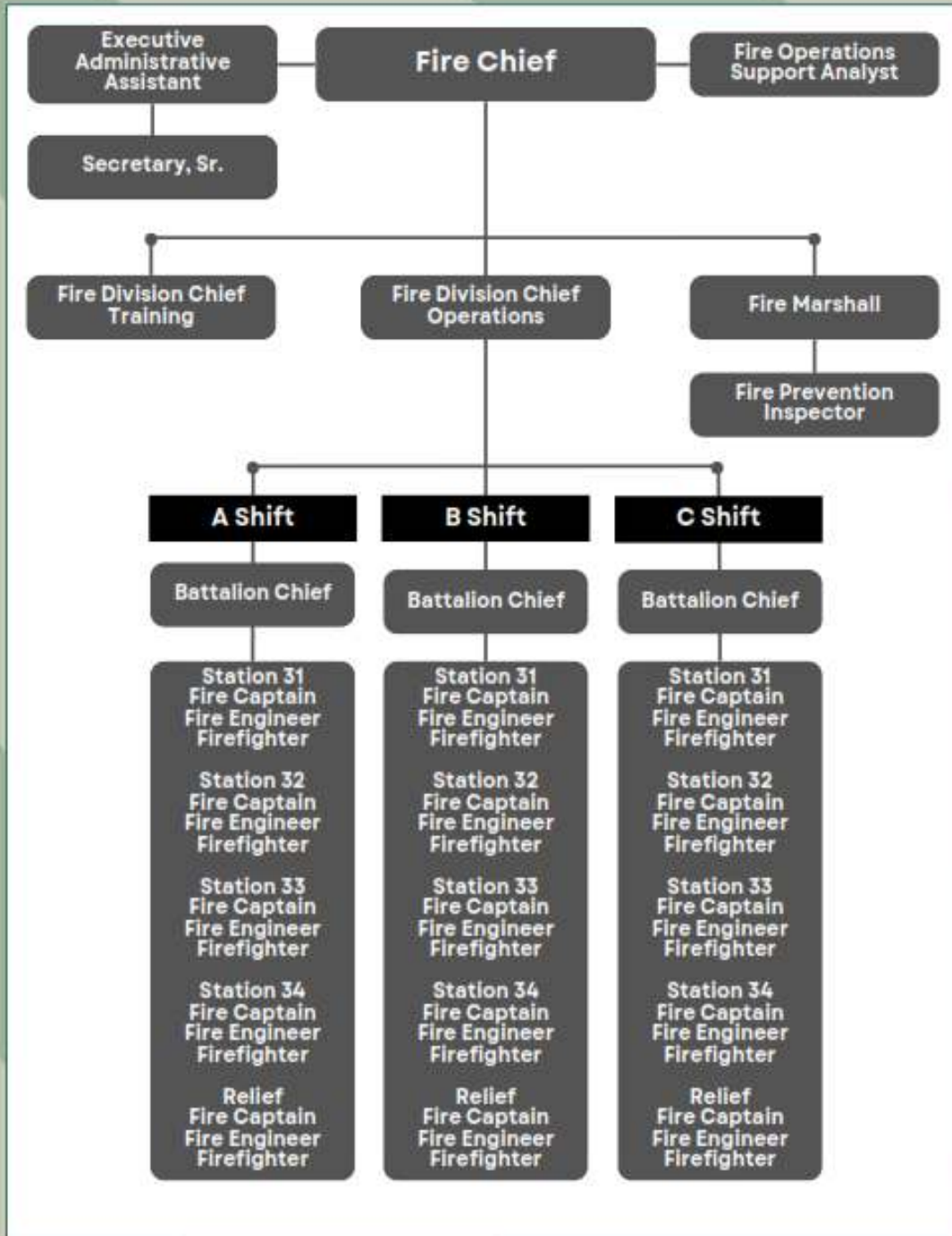


TURLOCK POLICE DEPARTMENT

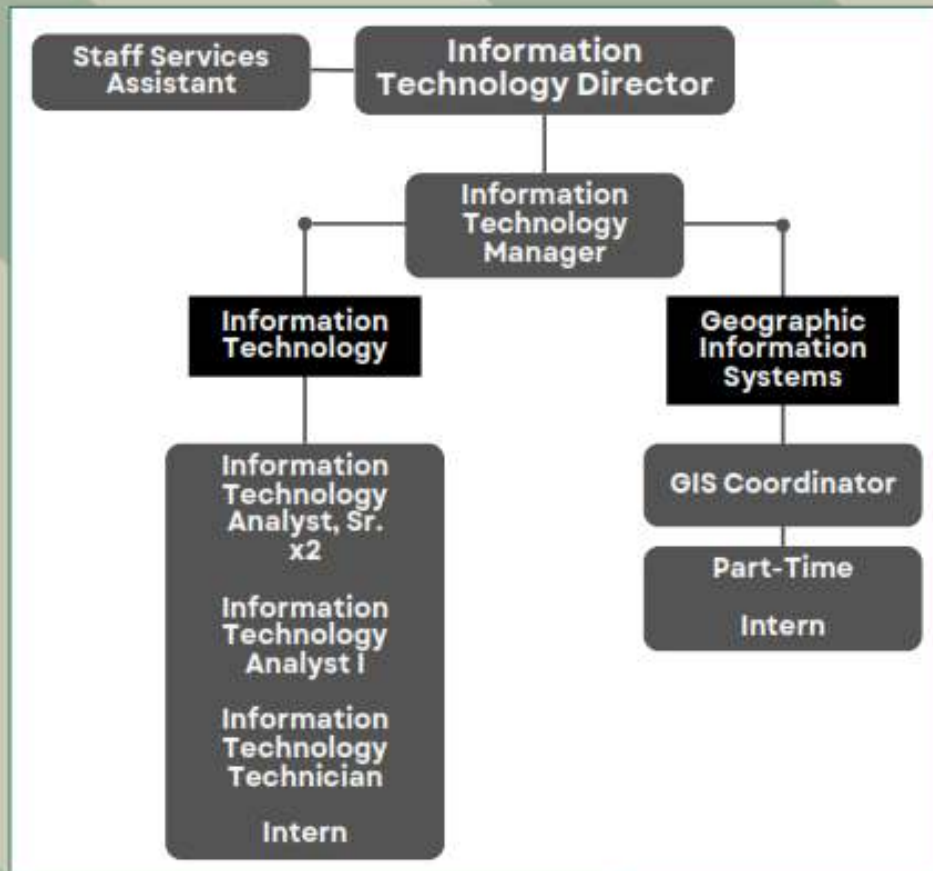
Page 3 of 3



TURLOCK FIRE DEPARTMENT

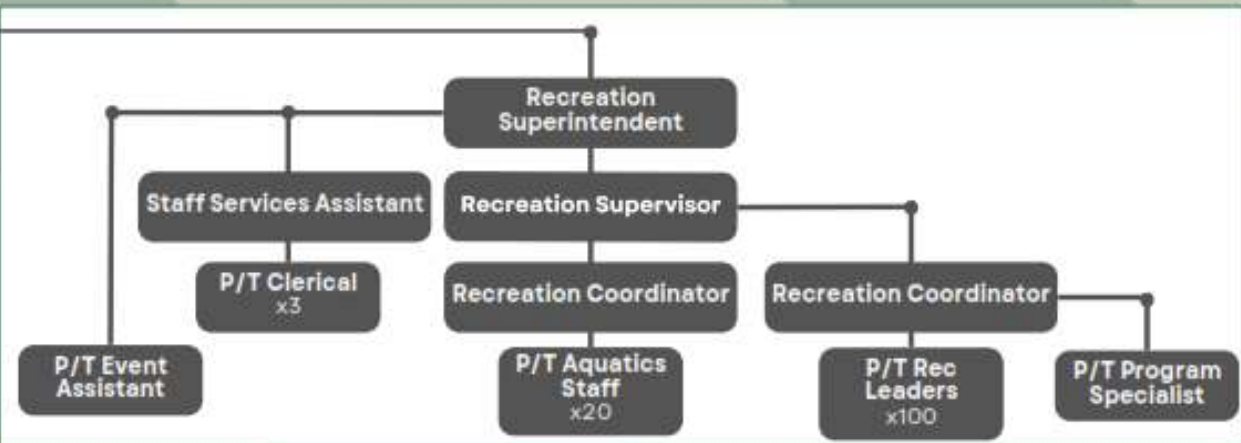
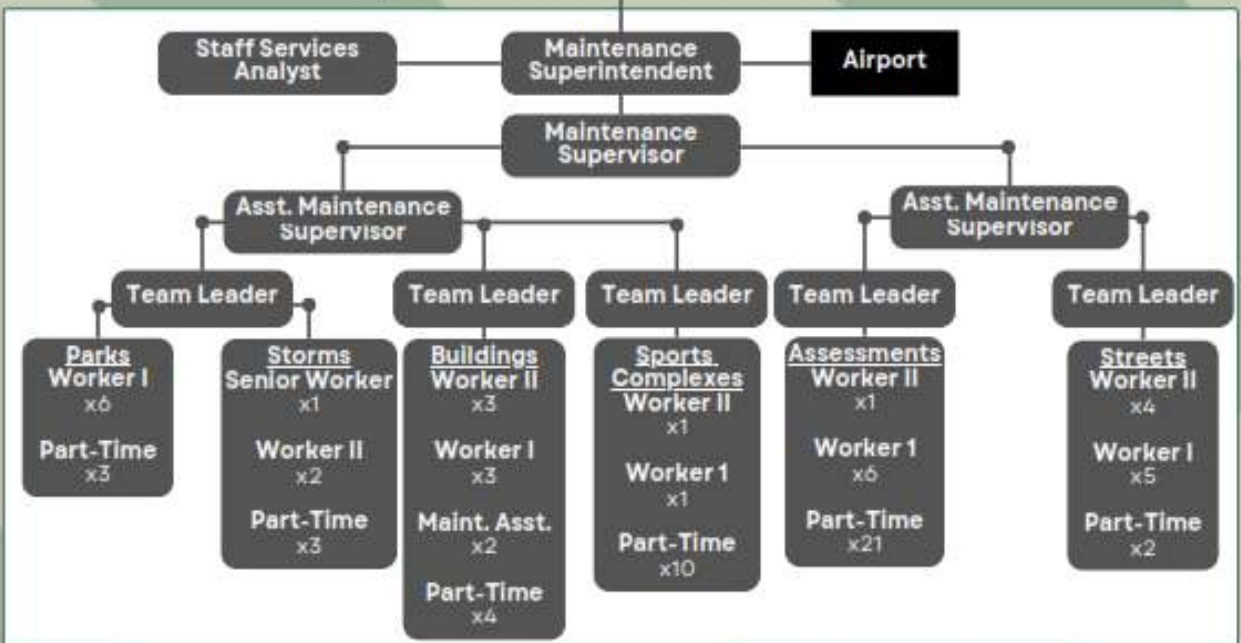
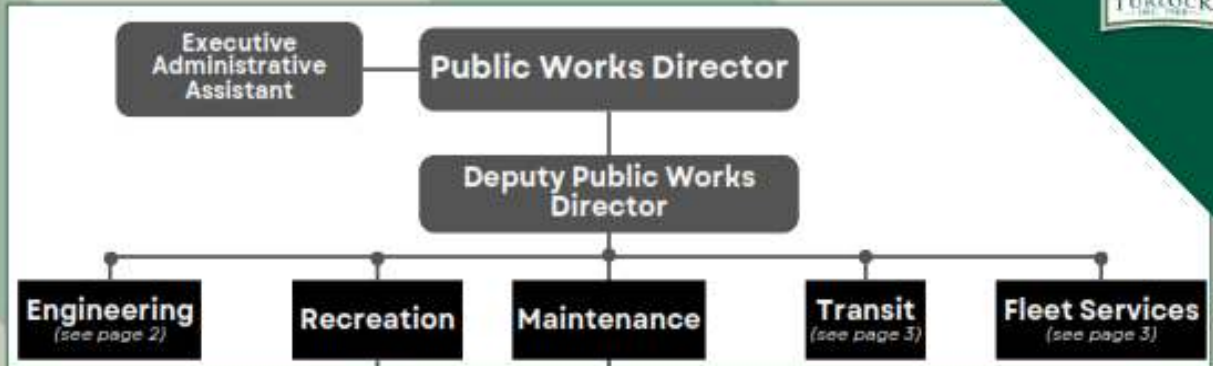


INFORMATION TECHNOLOGY DEPARTMENT



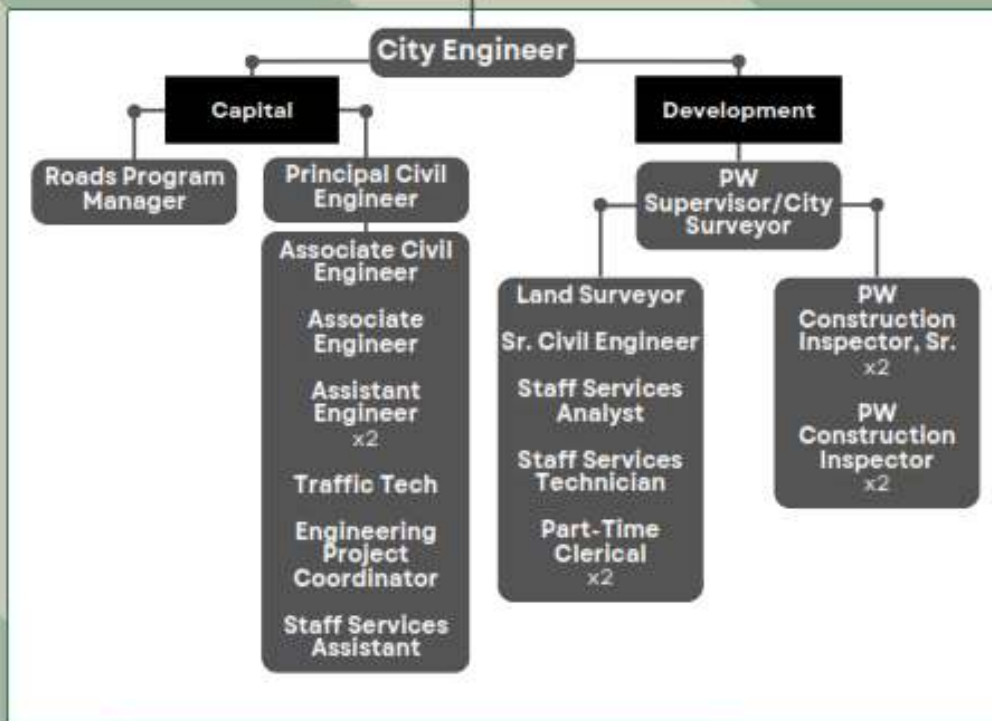
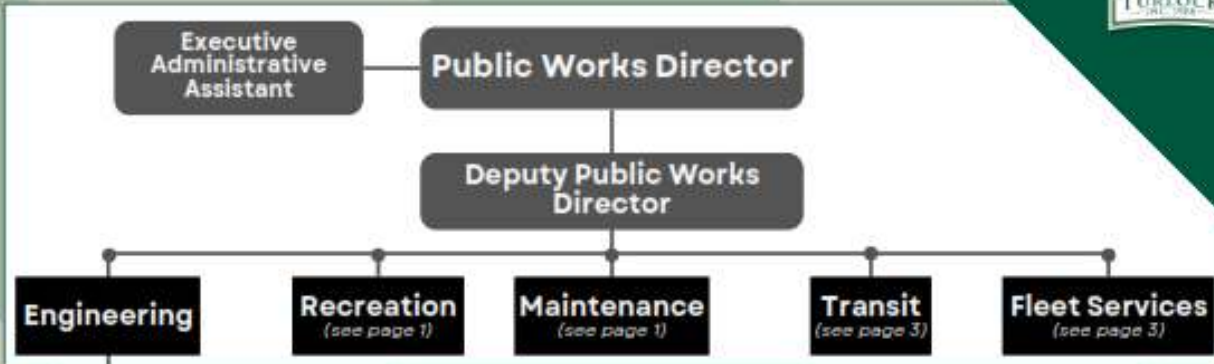
PUBLIC WORKS DEPARTMENT

Page 1 of 3



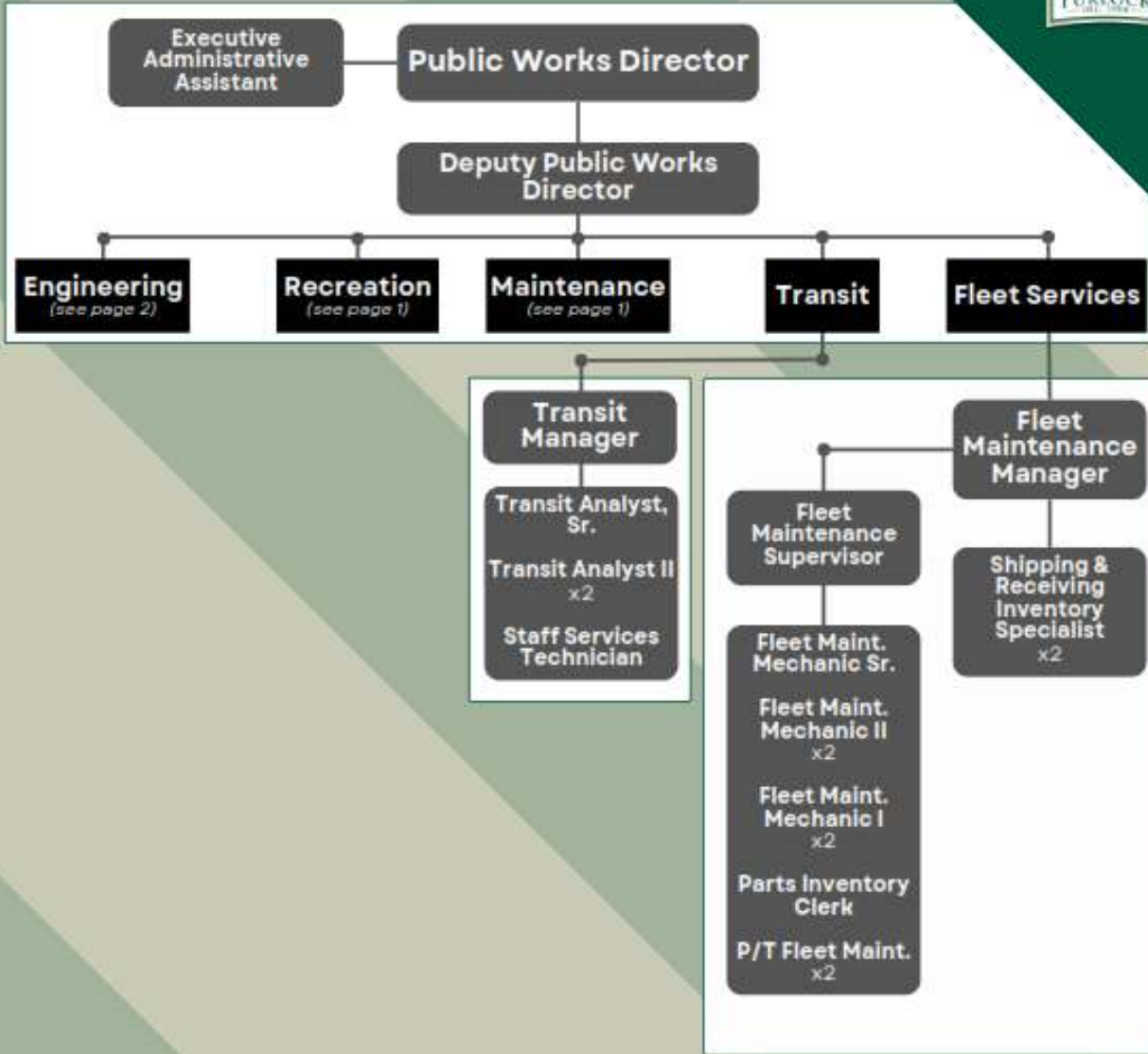
PUBLIC WORKS DEPARTMENT

Page 2 of 3



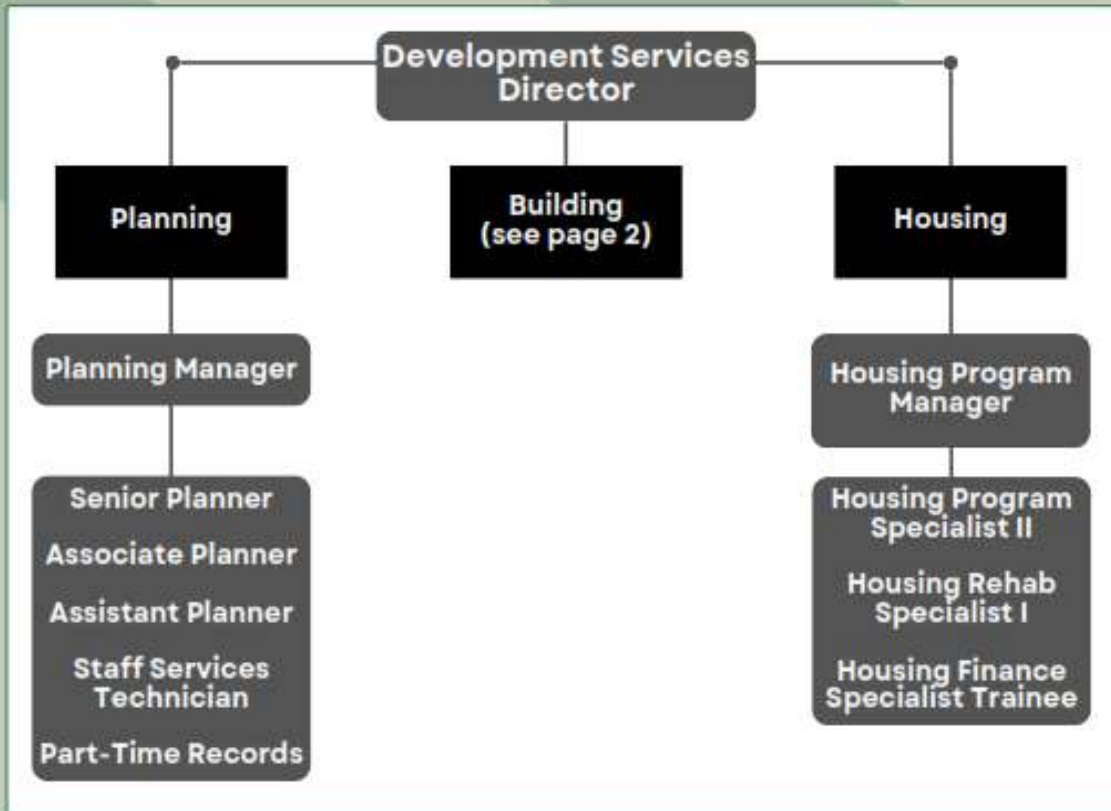
PUBLIC WORKS DEPARTMENT

Page 3 of 3



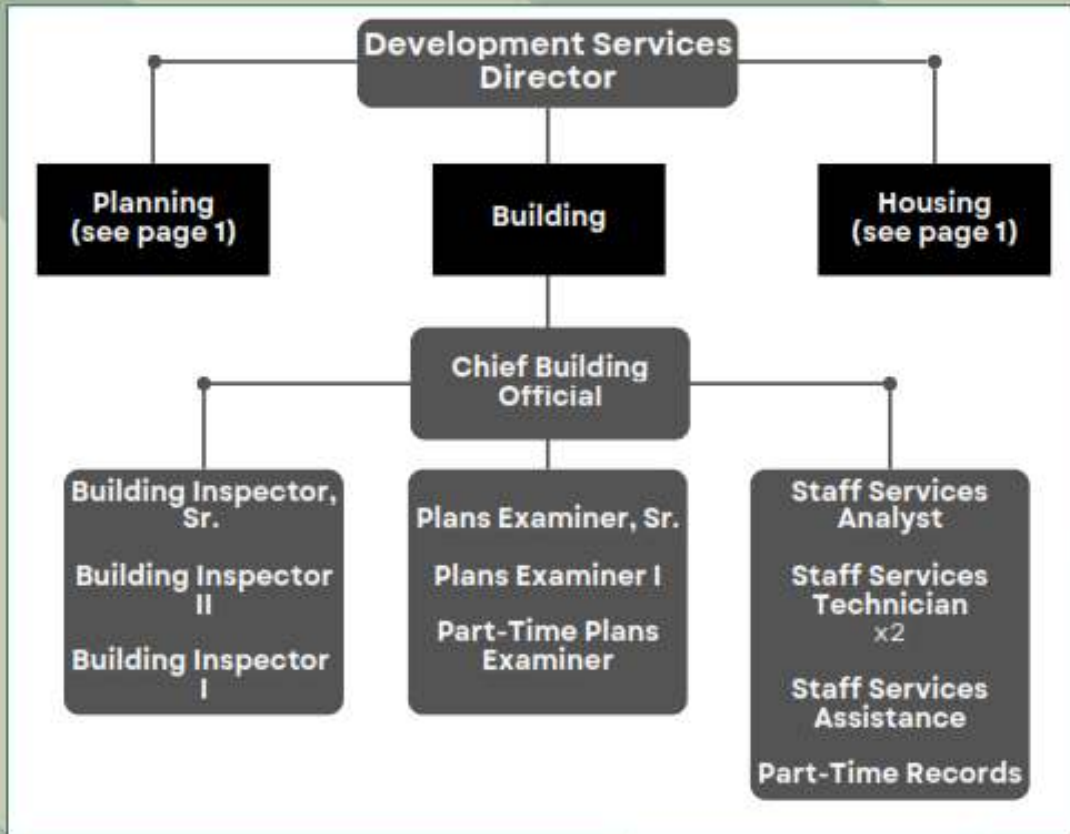
DEVELOPMENT SERVICES DEPARTMENT

Page 1 of 2



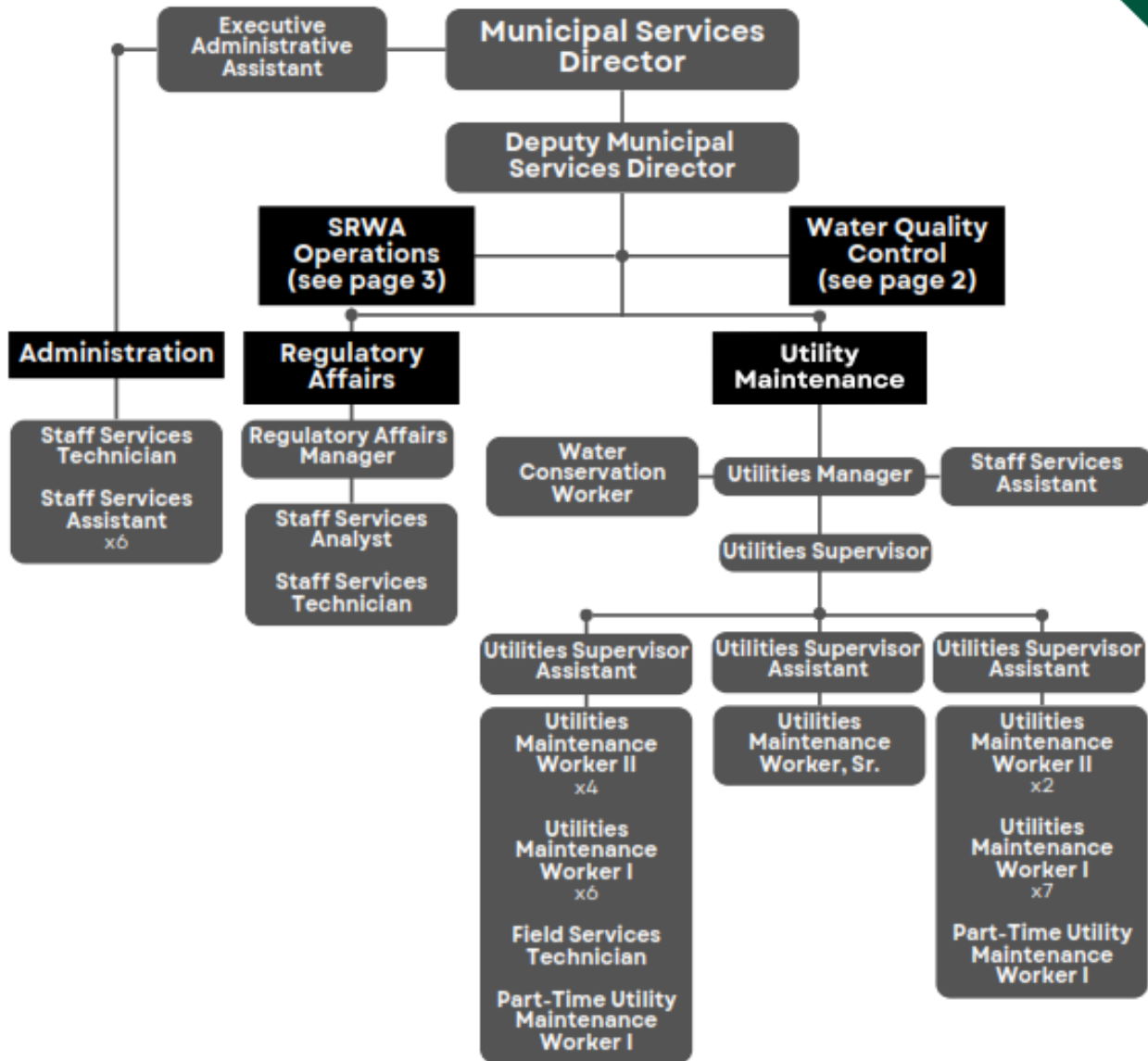
DEVELOPMENT SERVICES DEPARTMENT

Page 2 of 2



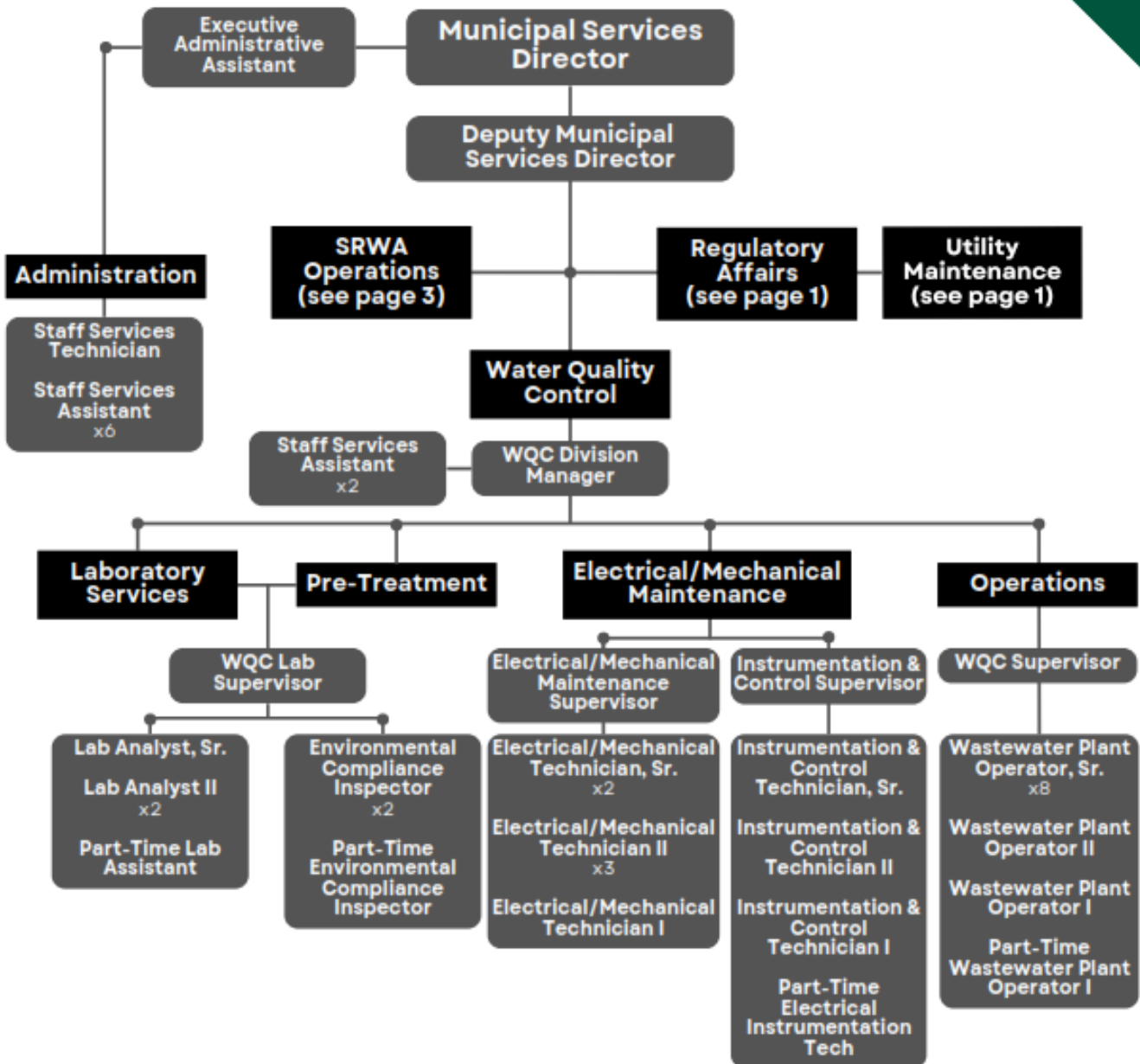
MUNICIPAL SERVICES DEPARTMENT

Page 1 of 3



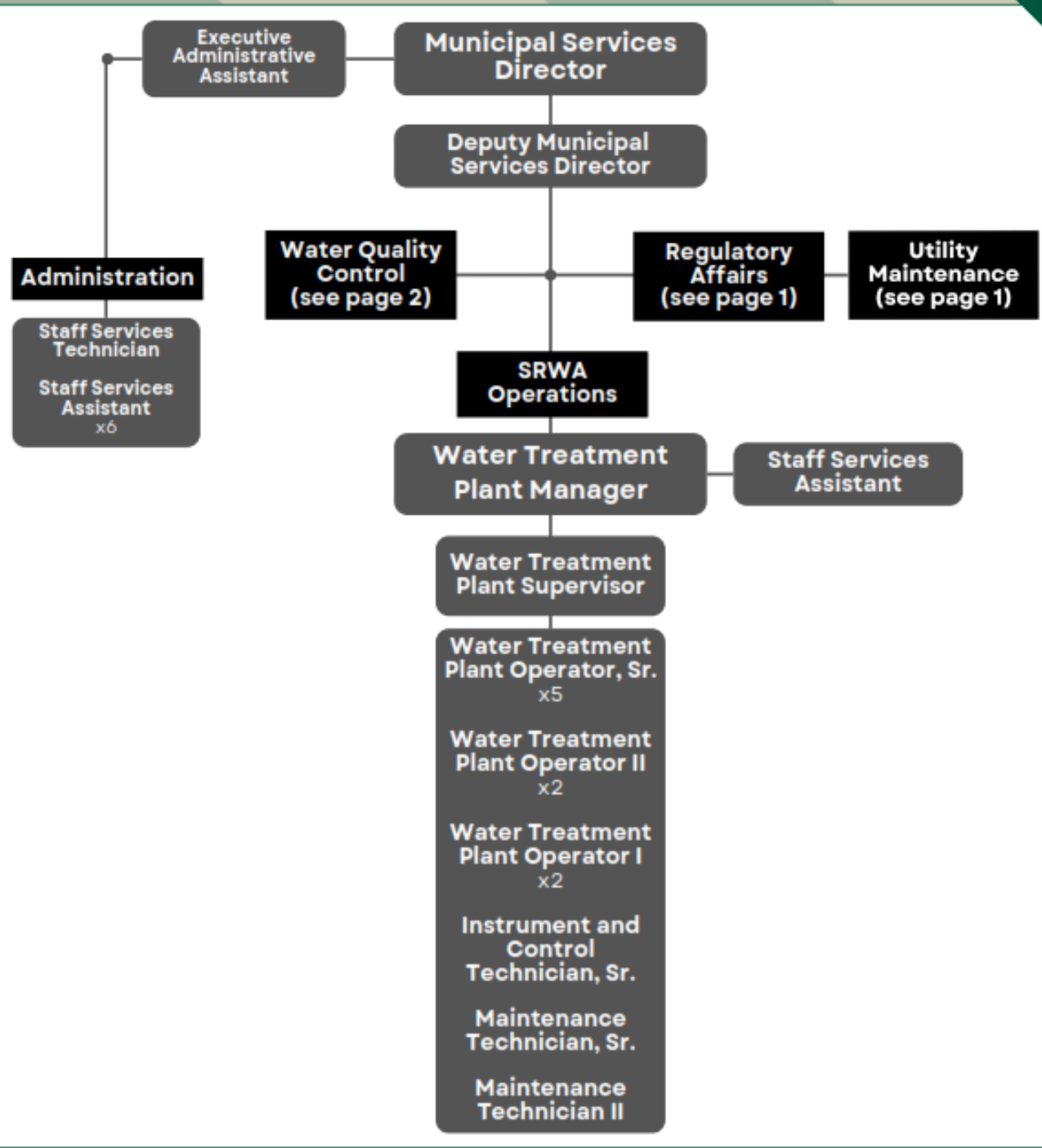
MUNICIPAL SERVICES DEPARTMENT

Page 2 of 3



MUNICIPAL SERVICES DEPARTMENT

Page 3 of 3



**City of Turlock Proposed 23-24 Budget
Fund 110 General Fund Non Departmental Revenue**

G/L Account Number	Account Description	FY 21-22 Actual	FY 22-23 Amended Budget	FY 22-23 Actual YTD at 4/15/23	FY 23-24 Proposed Budget
Fund: 110 - General Fund					
Department: 00 - Non-Departmental					
Division: 000 - Non-Departmental					
REVENUES					
<i>TX - Taxes</i>					
110-00-000.30010_001	Property Taxes Current Secured	5,592,310	6,568,300	3,632,130	7,000,000
110-00-000.30010_002	Property Taxes Current Unsecured	278,267	295,400	289,688	307,000
110-00-000.30010_003	Property Taxes Prior Year	7,473	9,965	0	7,800
110-00-000.30010_004	Property Taxes Homeowners Exemption	50,160	56,000	0	53,200
110-00-000.30010_005	Property Taxes SB 813	154,323	112,900	39,089	125,700
110-00-000.30010_006	Property Taxes Property Transfer Tax	240,916	192,000	204,285	224,000
110-00-000.30010_007	Property Taxes Property Tax In Lieu - VLF	7,743,021	8,091,400	4,131,099	8,758,000
110-00-000.30045	Property Taxes RPTTF Distributions	1,204,152	1,222,437	723,575	1,395,000
110-00-000.30020_001	Sales Tax Current	18,449,523	18,640,049	11,426,373	18,871,710
110-00-000.30090_001	Franchise Fees Cable	439,661	443,500	226,088	426,000
110-00-000.30090_002	Franchise Fees P G & E	437,939	393,400	604,670	413,700
110-00-000.30090_003	Franchise Fees Garbage Collection	1,822,856	2,200,000	2,334,818	2,570,000
110-00-000.30090_005	Franchise Fees Card Room Operators Permit	403,254	424,000	279,479	338,000
110-00-000.30100_000	Hotel/Motel Taxes General	1,485,529	1,400,000	988,887	1,333,334
<i>Account Classification Total: TX - Taxes</i>		38,309,384	40,049,351	24,880,184	41,823,444
<i>LI - Licenses & Permits</i>					
110-00-000.31010	Business Licenses	951,766	880,000	975,081	985,600
<i>Account Classification Total: LI - Licenses & Permits</i>		951,766	880,000	975,081	985,600
<i>FN - Fines, Forfeitures and Penalties</i>					
110-00-000.32010	Motor Vehicle Fines	59,539	59,000	29,434	50,000
110-00-000.32011	City Traffic Ordinance Fines	1,497	1,200	420	1,200
110-00-000.32013	Other Penalties/Fines	3,442	3,800	1,305	2,000
110-00-000.32020	TMC Violations	14,725	24,000	6,600	12,000
<i>Account Classification Total: FN - Fines, Forfeitures and Penalties</i>		79,203	88,000	37,759	65,200
<i>IN - Interest Income</i>					
110-00-000.33000	Interest Income	355,177	194,000	(67,855)	754,600
110-00-000.33099	Market Valuation	(1,223,288)	(33,000)	0	50,000
<i>Account Classification Total: IN - Interest Income</i>		(868,111)	161,000	(67,855)	804,600
<i>IG - Intergovernmental</i>					
110-00-000.34010_001	Vehicle In Lieu Excess	86,436	70,500	73,889	75,900
110-00-000.34012	County Impact Fees	10,075	8,500	4,196	8,500
<i>Account Classification Total: IG - Intergovernmental</i>		96,511	79,000	78,085	84,400
<i>TI - Transfers In</i>					
110-00-000.38002_003	Transfers In-Measure A Police Training	58,860	0	0	0
110-00-000.38002_004	Transfers In-Measure A Fire Feasibility Study	76,071	0	3,164	0
110-00-000.38002_014	Transfers In-Measure A from Measure A	0	558,852	0	589,080
<i>Account Classification Total: TI - Transfers In</i>		134,931	558,852	3,164	589,080
Division Total: 000 - Non-Departmental		38,703,684	41,816,203	25,906,417	44,352,324
Department Total: 00 - Non-Departmental		38,703,684	41,816,203	25,906,417	44,352,324

Department: 10 - Administration

Division: 000 - Non-Departmental

CH - Charges for Services

110-10-000.35010	Payment Plan Fee	1,366	0	2,900	0
110-10-000.35012	Penalties/Return Check Charges	590,495	500,000	625,051	675,000

City of Turlock Proposed 23-24 Budget
Fund 110 General Fund Non Departmental Revenue

G/L Account Number	Account Description	FY 21-22 Actual	FY 22-23 Amended Budget	FY 22-23 Actual YTD at 4/15/23	FY 23-24 Proposed Budget
110-10-000.35013	Business License Application	24,500	25,000	20,900	20,000
110-10-000.35197_007	Admin Fee CFD #1	22,500	22,500	0	22,500
110-10-000.35197_008	Admin Fee CFD #2	29,388	29,500	0	31,700
110-10-000.35197_009	Admin Fee PBID	3,046	3,122	3,122	3,200
110-10-000.35197_010	Admin Fee Disability Access Claim Fee	1,504	1,500	1,450	1,000
<i>Account Classification Total: CH - Charges for Services</i>		672,800	581,622	653,423	753,400
<i>OR - Other Revenues</i>					
110-10-000.37010_000	Miscellaneous General	4,086	3,100	2,706	3,000
110-10-000.37050	Unclaimed Property	912	1,000	0	0
110-10-000.37434	SRWA Overhead Reimb Factor	0	0	0	280,619
110-10-000.37030	Sale of Property	0	0	843	0
110-10-000.37080	Office Space	22,440	22,440	18,700	22,440
110-10-000.37085	Turlock Chamber Foundation Rent	0	1	0	1
110-10-000.37090_001	Rents & Concessions General	1	0	0	0
<i>Account Classification Total: OR - Other Revenues</i>		27,438	26,541	22,249	306,060
<i>TI - Transfers In</i>					
110-10-000.38001_052	Transfers In Fr Fd 410 GF Administration	690,939	822,599	685,500	885,564
110-10-000.38001_053	Transfers In Fr Fd 420 GF Admin	529,800	716,457	597,050	680,877
110-10-000.38001_075	Transfers In Fr Fd 410 Public Safety Services	307,638	307,638	256,370	307,638
110-10-000.38001_076	Transfers In Fr Fd 420 Public Safety Services	173,655	173,655	144,710	173,655
110-10-000.38001_158	Transfers In Fr FD 621 Successor Agency Suppt	58,738	88,000	0	60,444
110-10-000.38001_246	Transfers In From DSD General Fund Admin	233,904	385,669	321,390	392,751
110-10-000.38001_297	Transfers In GF Administration From Transit	80,805	75,160	62,640	78,005
<i>Account Classification Total: TI - Transfers In</i>		2,075,479	2,569,178	2,067,660	2,578,934
Division Total: 000 - Non-Departmental		2,775,718	3,177,341	2,743,332	3,638,394
Department Total: 10 - Administration		2,775,718	3,177,341	2,743,332	3,638,394
Department: 20 - Police					
Division: 000 - Non-Departmental					
<i>OR - Other Revenues</i>					
110-20-000.37030	Sale of Property	4,735	0	0	0
<i>Account Classification Total: OR - Other Revenues</i>		4,735	0	0	0
Division Total: 000 - Non-Departmental		4,735	0	0	0
Department Total: 20 - Police		4,735	0	0	0
REVENUES Total		41,484,137	44,993,544	28,649,749	47,990,718
Transfer from Measure A into Unassigned General Fund Reserve					
110-00-000.38002_001	Transfers In-Measure A Unassigned General Fund Reserve	1,516,611	1,435,019	912,271	1,491,257



CITY OF TURLOCK BUDGET FY 23-24

Turlock City Council

PURPOSE

The Turlock City Council is comprised of one Mayor and four Councilmembers, each serving a four-year term. The City is divided into four electoral districts with one council representation per district. The Mayor and City Treasurer serve at-large. The City of Turlock utilizes a Council-Manager form of Government. Under the Council-Manager form, the elected officials are the legislative body and the community's policy makers. The elected officials focus on the community's big picture goals and long-term vision. The Council is responsible for setting policy, adopting local laws and regulations, approving contracts, awarding projects, and adopting the annual budget.

PROGRAMS

The City Council adopts programs for the City's physical, cultural, and economic growth, and provides vision for the City of Turlock. In addition, the City Council serves as the Executive Board of the Successor Agency to the Turlock Redevelopment Agency and the Turlock Public Financing Authority. The City Council meets at 6:00 p.m. at Turlock City Hall on the second and fourth Tuesdays of every month with a duly noticed agenda. Citizen participation is encouraged and welcomed in the decision-making process. Community engagement is critical to the success of the implementation of programs adopted by the Council.

GOALS & OBJECTIVES

- Direct the implementation of the programs, plans, and expenditures defined in the budget.
- Adopt local laws and regulations necessary to implement the Council established long-term vision.

**City of Turlock Proposed 23-24 Budget
Fund 110 General Fund 100 City Council**

G/L Account Number	Account Description	FY 21-22 Actual	FY 22-23 Amended Budget	FY 22-23 Actual YTD at 4/15/23	FY 23-24 Proposed Budget
Fund: 110 - General Fund					
EXPENSES					
Department: 10 - Administration					
Division: 100 - City Council					
<i>SA - Salaries</i>					
110-10-100.41001	Full Time Salaries	30,000	30,000	22,533	30,000
<i>Account Classification Total: SA - Salaries</i>		30,000	30,000	22,533	30,000
<i>BE - Benefits</i>					
110-10-100.42005	Life Insurance	94	98	69	98
110-10-100.42008	City Liability Insurance	886	532	399	532
110-10-100.42009	PERS	2,847	953	1,001	2,150
110-10-100.42010	Medicare Tax	435	435	327	435
110-10-100.42011	Social Security	1,488	1,488	1,006	1,116
110-10-100.42013	Deferred Comp	1,440	1,440	880	960
110-10-100.42016	Employee Contrib To PERS	(540)	(540)	(477)	(1,080)
<i>Account Classification Total: BE - Benefits</i>		6,649	4,406	3,205	4,211
<i>CO - Contractual Services</i>					
110-10-100.43035_000	City Hall Shared Costs-Contract Services Shared Costs	12,383	17,146	6,066	17,453
110-10-100.43155	Physicals, Shots & Psychological	0	300	0	300
<i>Account Classification Total: CO - Contractual Services</i>		12,383	17,446	6,066	17,753
<i>SU - Supplies and Maintenance</i>					
110-10-100.44001_000	Supplies General	4,231	4,000	1,350	5,000
110-10-100.44010_001	Computer Software Maintenance	0	500	0	500
110-10-100.44040_000	Postage General	5	150	0	150
110-10-100.44050	Printing	0	200	0	200
<i>Account Classification Total: SU - Supplies and Maintenance</i>		4,236	4,850	1,350	5,850
<i>UT - Utilities</i>					
110-10-100.45001_000	Telephone General	0	500	0	5,400
110-10-100.45001_002	Telephone Wireless/Tablet Service Plan	1,419	2,000	1,377	3,000
110-10-100.45004	City Hall Shared Costs - Utilities	5,376	6,849	3,174	6,608
<i>Account Classification Total: UT - Utilities</i>		6,795	9,349	4,551	15,008
<i>MI - Miscellaneous Expenses</i>					
110-10-100.47031	Conferences - Mayor	6,074	8,000	3,256	8,000
110-10-100.47032_001	Conferences - Council District 1	0	2,500	0	2,500
110-10-100.47032_002	Conferences - Council District 2	0	2,500	0	2,500
110-10-100.47032_003	Conferences - Council District 3	0	2,500	266	2,500
110-10-100.47032_004	Conferences - Council District 4	0	2,500	0	2,500
110-10-100.47032_005	Conferences - Council New Mayor&Councilmember Training	0	6,450	1,737	6,450
110-10-100.47040_000	Dues Miscellaneous	5,269	5,300	5,269	5,300
110-10-100.47050	Meetings	325	1,000	0	1,000
110-10-100.47300	Awards & Presentations	0	1,000	0	1,000
<i>Account Classification Total: MI - Miscellaneous Expenses</i>		11,668	31,750	10,528	31,750
<i>TO - Transfers Out</i>					
110-10-100.48001_083	Transfers Out To Fd 501 for I.T. Services	22,587	20,410	13,608	23,385
110-10-100.48001_085	Transfers Out To Fd 242 Network	239	323	323	228
110-10-100.48001_089	Transfers Out To Fd 242 Computer Replacement	740	390	390	530
<i>Account Classification Total: TO - Transfers Out</i>		23,566	21,123	14,321	24,143
Division Total: 100 - City Council		95,297	118,924	62,554	128,715
Department Total: 10 - Administration		95,297	118,924	62,554	128,715

**City of Turlock Proposed 23-24 Budget
Fund 110 General Fund 100 City Council**

G/L Account Number	Account Description	FY 21-22 Actual	FY 22-23 Amended Budget	FY 22-23 Actual YTD at 4/15/23	FY 23-24 Proposed Budget
	EXPENSES Total	95,297	118,924	62,554	128,715
	Fund REVENUE Total: 110 - General Fund				
	Fund EXPENSE Total: 110 - General Fund	95,297	118,924	62,554	128,715
	Fund Total: 110 - General Fund	(95,297)	(118,924)	(62,554)	(128,715)



CITY OF TURLOCK BUDGET FY 23-24

Turlock City Manager

PURPOSE

The City Manager is designated by the Turlock Municipal Code as the administrative head of the municipal government. The City Manager is responsible for setting goals and providing administrative direction for all City departments in accordance with policies established by the City Council. The City Manager is instrumental in helping achieve the goals of effective leadership, fiscal responsibility, and economic development.

PROGRAMS

The City Manager serves as the chief advisor to the City Council by providing complete and objective information about local operations, presenting options, and offering an assessment of the long-term impacts of decisions and providing professional recommendations. The City Manager represents the City in various relationships with local, regional, state, and national organizations. The City Manager is also responsible for managing the ability of the City to provide service to its residents and monitoring the activities of City operations to ensure cost effective, efficient, and equitable delivery of City services. Furthermore, the City Manager is responsible for implementing Council adopted policies and programs designed to continually improve services to the citizens of Turlock. In addition, the City Manager serves as the Executive Director of the Successor Agency to the Turlock Redevelopment Agency and the Turlock Public Financing Authority.

GOALS & OBJECTIVES

- Provide ongoing support to the City Council's vision of the future of Turlock.
- Manage the implementation of the City Council's policies, programs, goals, and objectives as defined in the budget.
- Risk Management, in conjunction with the Human Relations Division.

**City of Turlock Proposed 23-24 Budget
Fund 110 General Fund 102 City Manager**

G/L Account Number	Account Description	FY 21-22 Actual	FY 22-23 Amended Budget	FY 22-23 Actual YTD at 4/15/23	FY 23-24 Proposed Budget
Fund: 110 - General Fund					
REVENUES					
Department: 10 - Administration					
Division: 102 - City Manager					
<i>TI - Transfers In</i>					
110-10-102.38002_012	Transfers In-Measure A Admin/Other GF Salaries/Benefits	0	424,379	301,995	0
<i>Account Classification Total: TI - Transfers In</i>		0	424,379	301,995	0
Division Total: 102 - City Manager		0	424,379	301,995	0
Department Total: 10 - Administration		0	424,379	301,995	0
REVENUES Total		0	424,379	301,995	0
EXPENSES					
Department: 10 - Administration					
Division: 102 - City Manager					
<i>SA - Salaries</i>					
110-10-102.41001	Full Time Salaries	367,528	674,639	513,852	407,543
110-10-102.41002_000	Part Time Help General	19,174	40,000	0	90,000
110-10-102.41051	Confidential Pay	5,152	0	0	1,872
110-10-102.41052	Educational Incentive	3,409	2,787	5,491	3,360
110-10-102.41053	Sick Leave Conversion Pay	255	2,000	2,236	4,000
110-10-102.41055	Vacation Conversion Pay	25,782	13,200	0	3,000
110-10-102.41056	Management Leave Conversion	4,826	9,000	10,844	10,000
110-10-102.41059	Continuous Service Pay	6,593	0	4,280	6,048
110-10-102.41100_001	Overtime Standard	2,459	0	0	0
<i>Account Classification Total: SA - Salaries</i>		435,177	741,626	536,704	525,823
<i>BE - Benefits</i>					
110-10-102.42002	Medical Dental Plan	42,267	70,726	26,137	37,614
110-10-102.42003	Vision Insurance	433	880	332	468
110-10-102.42004	Long Term Disability Insurance	1,946	6,353	4,801	4,247
110-10-102.42005	Life Insurance	968	1,994	1,448	1,333
110-10-102.42006	SUI	1,710	1,179	1,349	941
110-10-102.42007	Workers Comp Insurance	3,704	2,367	2,166	1,948
110-10-102.42008	City Liability Insurance	10,277	12,875	4,742	9,210
110-10-102.42009	PERS	183,878	104,877	77,764	76,426
110-10-102.42010	Medicare Tax	6,273	10,536	7,887	7,624
110-10-102.42011	Social Security	0	5,580	0	5,580
110-10-102.42012	Retiree Health Insurance	10,904	18,289	15,214	12,226
110-10-102.42013	Deferred Comp	7,497	17,339	18,388	13,141
110-10-102.42014	Deferred Comp In Lieu	3,570	0	3,325	-
110-10-102.42016	Employee Contrib To PERS	(33,726)	(55,119)	(37,134)	(37,694)
110-10-102.42019	PERS UAL (Unfunded Accrued Liability)	0	67,872	45,248	26,217
<i>Account Classification Total: BE - Benefits</i>		239,702	265,748	171,666	159,281
<i>CO - Contractual Services</i>					
110-10-102.43035_000	City Hall Shared Costs-Contract Services Shared Costs	11,726	16,233	5,744	16,523
110-10-102.43060_000	Contract Services General	0	50,000	48,750	110,160
110-10-102.43065	Copier Maintenance/Lease	1,589	3,700	695	3,900
110-10-102.43066	Printer Maintenance	3,860	2,800	2,835	4,000
110-10-102.43125_010	Maintenance Office/Computer Equip	0	4,000	0	5,000
110-10-102.43155	Physicals, Shots & Psychological	625	1,000	0	1,000
<i>Account Classification Total: CO - Contractual Services</i>		17,800	77,733	58,024	140,583

**City of Turlock Proposed 23-24 Budget
Fund 110 General Fund 102 City Manager**

G/L Account Number	Account Description	FY 21-22 Actual	FY 22-23 Amended Budget	FY 22-23 Actual YTD at 4/15/23	FY 23-24 Proposed Budget
<i>SU - Supplies and Maintenance</i>					
110-10-102.44001_000	Supplies General	6,959	11,200	4,508	16,200
110-10-102.44010_001	Computer Software Maintenance	152	2,000	251	13,000
110-10-102.44035	Photo Copies	0	750	0	750
110-10-102.44040_000	Postage General	635	1,000	591	1,000
110-10-102.44050	Printing	0	1,000	0	1,000
110-10-102.44090	Office Equipment & Furniture	2,451	60,000	31,099	30,000
<i>Account Classification Total: SU - Supplies and Maintenance</i>		10,197	75,950	36,449	61,950
<i>UT - Utilities</i>					
110-10-102.45001_000	Telephone General	1,326	2,000	737	2,000
110-10-102.45001_002	Telephone Wireless/Tablet Service Plan	1,366	2,500	1,686	2,500
110-10-102.45004	City Hall Shared Costs - Utilities	5,088	6,484	3,005	6,257
<i>Account Classification Total: UT - Utilities</i>		7,780	10,984	5,428	10,757
<i>VE - Vehicle Expenses</i>					
110-10-102.46000	Auto Allowance	2,667	8,800	9,400	8,000
110-10-102.46001	Mileage Reimbursement	0	2,000	0	500
<i>Account Classification Total: VE - Vehicle Expenses</i>		2,667	10,800	9,400	8,500
<i>MI - Miscellaneous Expenses</i>					
110-10-102.47015	Books & Subscriptions	0	1,000	0	1,000
110-10-102.47030	Conferences	1,200	16,600	5,850	33,000
110-10-102.47040_000	Dues Miscellaneous	24,763	22,000	1,832	0
110-10-102.47050	Meetings	0	1,000	659	1,000
110-10-102.47065	Professional Development	867	2,600	700	1,167
110-10-102.47090	Testing & Recruitment	2,534	2,000	0	2,000
<i>Account Classification Total: MI - Miscellaneous Expenses</i>		29,364	45,200	9,041	38,167
<i>TO - Transfers Out</i>					
110-10-102.48001_083	Transfers Out To Fd 501 for I.T. Services	18,070	20,410	13,608	17,150
110-10-102.48001_085	Transfers Out To Fd 242 Network	191	259	259	167
110-10-102.48001_089	Transfers Out To Fd 242 Computer Replacement	1,802	561	561	0
<i>Account Classification Total: TO - Transfers Out</i>		20,063	21,230	14,428	17,317
Division Total: 102 - City Manager		762,750	1,249,271	841,140	962,378
Department Total: 10 - Administration		762,750	1,249,271	841,140	962,378
EXPENSES Total		762,750	1,249,271	841,140	962,378
Fund REVENUE Total: 110 - General Fund		0	424,379	301,995	0
Fund EXPENSE Total: 110 - General Fund		762,750	1,249,271	841,140	962,378
Fund Total: 110 - General Fund		(762,750)	(824,892)	(539,146)	(962,378)



CITY OF TURLOCK BUDGET FY 23-24

Turlock City Clerk

PURPOSE

The City Clerk is the local official for elections, local legislation, the Public Records Act, the Political Reform Act, and the Brown Act (open meeting laws). The City Clerk is also instrumental in helping achieve the goals of effective leadership and policy set forth by the City Manager and City Council.

PROGRAMS

The statutes of the State of California prescribe the basic functions and duties of the City Clerk. The Government Code and Elections Code provide precise and specific responsibilities and procedures to follow.

- Legislative Administrator - oversees the preparation, distribution, and posting of agendas, ensures legal notices are published and posted, attends meetings, and records official decisions made by the City Council.
- Records Manager - oversees the preservation, maintenance, and accessibility of public records, transcribes official minutes, resolutions, and ordinances adopted by the City Council, and coordinates updates to the Municipal Code.
- Elections Official - administers the local elections process, coordinates with the County of Stanislaus to conduct election services, assists candidates with filing responsibilities, and declares elections results.
- Political Reform Filing Officer - serves as compliance officer for Form 700 - Statement of Economic Interests and Campaign Finance forms.

GOALS & OBJECTIVES

- Prepare, distribute, and post agendas and public notices in accordance with state laws.
- Maintain official records and archives.
- Conduct fair and impartial elections.
- Respond to public inquiries and requests; provide high level of customer service.
- Contribute to the effective leadership of the organization.

**City of Turlock Proposed 23-24 Budget
Fund 110 General Fund 104 City Clerk**

G/L Account Number	Account Description	FY 21-22 Actual	FY 22-23 Amended Budget	FY 22-23 Actual YTD at 4/15/23	FY 23-24 Proposed Budget
Fund: 110 - General Fund					
EXPENSES					
Department: 10 - Administration					
Division: 104 - City Clerk					
<i>SA - Salaries</i>					
110-10-104.41001	Full Time Salaries	0	265,850	206,694	334,560
110-10-104.41002_000	Part Time Help General	66,123	15,000	12,807	40,000
110-10-104.41051	Confidential Pay	0	7,257	5,344	9,461
<i>Account Classification Total: SA - Salaries</i>		66,123	288,107	224,845	384,021
<i>BE - Benefits</i>					
110-10-104.42002	Medical Dental Plan	0	52,406	37,944	47,166
110-10-104.42003	Vision Insurance	0	480	255	432
110-10-104.42004	Long Term Disability Insurance	0	2,770	2,143	3,486
110-10-104.42005	Life Insurance	0	869	647	1,094
110-10-104.42006	SUI	110	765	731	850
110-10-104.42007	Workers Comp Insurance	317	691	546	922
110-10-104.42008	City Liability Insurance	1,953	5,105	4,029	6,804
110-10-104.42009	PERS	473	48,022	36,093	63,462
110-10-104.42010	Medicare Tax	959	4,178	3,266	5,568
110-10-104.42011	Social Security	790	930	794	2,480
110-10-104.42012	Retiree Health Insurance	0	7,976	6,174	10,037
110-10-104.42013	Deferred Comp	0	3,744	3	4,579
110-10-104.42014	Deferred Comp In Lieu	0	5,700	4,275	5,700
110-10-104.42016	Employee Contrib To PERS	(86)	(24,580)	(17,368)	(30,962)
110-10-104.42019	PERS UAL (Unfunded Accrued Liability)	0	55,531	37,024	47,190
<i>Account Classification Total: BE - Benefits</i>		4,514	164,587	116,555	168,808
<i>CO - Contractual Services</i>					
110-10-104.43152	Contract-Elections	0	140,000	67,545	140,000
110-10-104.43155	Physicals, Shots & Psychological	367	300	0	300
110-10-104.43181	Municipal Code Updates	1,623	5,000	530	5,000
<i>Account Classification Total: CO - Contractual Services</i>		1,990	145,300	68,075	145,300
<i>SU - Supplies and Maintenance</i>					
110-10-104.44001_000	Supplies General	6,898	5,000	5,027	5,000
110-10-104.44010_001	Computer Software Maintenance	62	16,000	0	16,000
110-10-104.44035	Photo Copies	0	125	0	125
110-10-104.44040_000	Postage General	50	500	165	700
<i>Account Classification Total: SU - Supplies and Maintenance</i>		7,010	21,625	5,192	21,825
<i>UT - Utilities</i>					
110-10-104.45001_002	Telephone Wireless/Tablet Service Plan	0	1,000	521	1,000
<i>Account Classification Total: UT - Utilities</i>		0	1,000	521	1,000
<i>VE - Vehicle Expenses</i>					
110-10-104.46000	Auto Allowance	0	0	2,500	2,400
<i>Account Classification Total: VE - Vehicle Expenses</i>		0	0	2,500	2,400
<i>MI - Miscellaneous Expenses</i>					
110-10-104.47005	Advertising	1,350	2,000	443	2,000
110-10-104.47030	Conferences	200	2,900	5,437	2,900
110-10-104.47040_000	Dues Miscellaneous	496	1,823	572	1,900
110-10-104.47050	Meetings	0	500	63	700
110-10-104.47065	Professional Development	0	1,600	0	1,600
110-10-104.47095_000	Training General/Travel	0	8,000	0	8,000
<i>Account Classification Total: MI - Miscellaneous Expenses</i>		2,046	16,823	6,516	17,100

**City of Turlock Proposed 23-24 Budget
Fund 110 General Fund 104 City Clerk**

G/L Account Number	Account Description	FY 21-22 Actual	FY 22-23 Amended Budget	FY 22-23 Actual YTD at 4/15/23	FY 23-24 Proposed Budget
<i>TO - Transfers Out</i>					
110-10-104.48001_083	Transfers Out To Fd 501 for I.T. Services	4,517	8,164	5,440	14,031
110-10-104.48001_085	Transfers Out To Fd 242 Network	48	65	65	137
110-10-104.48001_089	Transfers Out To Fd 242 Computer Replacement	497	1,980	1,980	1,424
<i>Account Classification Total: TO - Transfers Out</i>		5,062	10,209	7,485	15,592
Division Total: 104 - City Clerk		86,746	647,651	431,689	756,046
Department Total: 10 - Administration		86,746	647,651	431,689	756,046
EXPENSES Total		86,746	647,651	431,689	756,046
<hr/>					
Fund REVENUE	Total: 110 - General Fund				
Fund EXPENSE	Total: 110 - General Fund	86,746	647,651	431,689	756,046
Fund Total: 110 - General Fund		(86,746)	(647,651)	(431,689)	(756,046)



CITY OF TURLOCK BUDGET FY 23-24

Finance

PURPOSE

The Finance Division includes the functions of Finance, Accounting, Purchasing, and Treasury. It is responsible for maintaining the City's accounting system, including the budget and financial reports. The Finance Division serves the City's Strategic Plan Policy Initiative of Fiscal Responsibility. Finance also oversees the Utility Billing Division for the City's monthly utility bills, as well as Accounts Receivable, Citywide.

PROGRAMS

Developing, implementing and maintaining the City's accounting system, annual budget, annual audit, grant reporting, State Controller's reporting, cash reconciliation, purchasing, debt administration and financial investments.

GOALS & OBJECTIVES

- Ensure that all financial transactions are accurately recorded and reported in accordance with generally accepted accounting principals (GAAP).
- Invest and report on the City's idle funds in accordance with the City's investment policy and the California Government Code.
- Prepare the City's budget document as a comprehensive, understandable guide to the City's annual financial operations.
- Oversee the City's annual audit and preparation of the City's annual Financial Statements as a comprehensive document presenting all financial activities of the City.
- Ensure the City's purchasing policies and procedures are being followed and all purchasing guidelines are being adhered to, including the Turlock Municipal Code.
- Maintain appropriate and adequate internal controls to ensure the safeguarding of the City's assets and mitigate any potential risks to these assets and the stability of the City.
- Management of the utility bills on a monthly basis, including delinquent water shut-off.
- Prepare business license renewals and delinquent notices semi-annually.
- Processing of all cash, check, credit card, and electronic payment revenue received by the City.

**City of Turlock Proposed 23-24 Budget
Fund 110 General Fund 106 Finance**

G/L Account Number	Account Description	FY 21-22 Actual	FY 22-23 Amended Budget	FY 22-23 Actual YTD at 4/15/23	FY 23-24 Proposed Budget
Fund: 110 - General Fund					
REVENUES					
Department: 10 - Administration					
Division: 106 - Finance					
<i>CH - Charges for Services</i>					
110-10-106.35024_003	Support Services to Outside Agencies SRWA	26,658	0	0	0
110-10-106.35186	Cannabis Permit-Plan Check & Inspection	(500)	0	0	0
<i>Account Classification Total: CH - Charges for Services</i>		26,158	0	0	0
<i>TI - Transfers In</i>					
110-10-106.38001_008	Transfers In Fr 410&420 Bldg Maint-Coll&Bill	9,312	12,894	4,562	13,124
110-10-106.38001_009	Transfers In Fr 410&420 Utilities-Coll & Bill	4,044	5,150	2,386	4,970
110-10-106.38002_012	Transfers In-Measure A Admin/Other GF Salaries/Benefits	0	213,348	99,195	0
<i>Account Classification Total: TI - Transfers In</i>		13,356	231,392	106,143	18,094
Division Total: 106 - Finance		39,514	231,392	106,143	18,094
Department Total: 10 - Administration		39,514	231,392	106,143	18,094
REVENUES Total		39,514	231,392	106,143	18,094

EXPENSES

Department: 10 - Administration					
Division: 106 - Finance					
<i>SA - Salaries</i>					
110-10-106.41001	Full Time Salaries	570,917	870,992	560,934	779,967
110-10-106.41002_000	Part Time Help General	75,636	67,200	0	30,000
110-10-106.41050	Bilingual Pay	5,244	5,749	4,308	6,417
110-10-106.41052	Educational Incentive	4,257	4,763	2,633	2,479
110-10-106.41053	Sick Leave Conversion Pay	5,078	3,000	5,098	4,000
110-10-106.41055	Vacation Conversion Pay	5,703	5,000	4,390	5,000
110-10-106.41056	Management Leave Conversion	3,234	5,000	5,284	8,500
110-10-106.41059	Continuous Service Pay	6,915	7,565	5,668	8,345
110-10-106.41100_001	Overtime Standard	588	5,000	595	5,000
<i>Account Classification Total: SA - Salaries</i>		677,571	974,269	588,909	849,708
<i>BE - Benefits</i>					
110-10-106.42002	Medical Dental Plan	134,397	179,386	147,835	131,067
110-10-106.42003	Vision Insurance	1,505	2,232	1,161	1,631
110-10-106.42004	Long Term Disability Insurance	3,392	9,013	5,411	8,065
110-10-106.42005	Life Insurance	1,690	2,829	1,636	2,531
110-10-106.42006	SUI	2,071	2,645	2,927	1,899
110-10-106.42007	Workers Comp Insurance	3,248	2,320	1,414	2,019
110-10-106.42008	City Liability Insurance	19,689	17,129	9,613	14,908
110-10-106.42009	PERS	278,190	149,310	94,614	144,898
110-10-106.42010	Medicare Tax	9,755	14,127	8,356	12,321
110-10-106.42011	Social Security	0	4,166	0	1,860
110-10-106.42012	Retiree Health Insurance	13,893	21,738	13,484	20,451
110-10-106.42013	Deferred Comp	8,696	14,627	6,629	15,284
110-10-106.42014	Deferred Comp In Lieu	0	0	2,850	0
110-10-106.42016	Employee Contrib To PERS	(52,129)	(79,476)	(45,248)	(71,209)
110-10-106.42019	PERS UAL (Unfunded Accrued Liability)	0	172,146	114,768	119,547
<i>Account Classification Total: BE - Benefits</i>		424,396	512,192	365,449	405,272
<i>CO - Contractual Services</i>					
110-10-106.43035_000	City Hall Shared Costs-Contract Services Shared Costs	18,621	25,786	9,125	26,248

**City of Turlock Proposed 23-24 Budget
Fund 110 General Fund 106 Finance**

G/L Account Number	Account Description	FY 21-22 Actual	FY 22-23 Amended Budget	FY 22-23 Actual YTD at 4/15/23	FY 23-24 Proposed Budget
110-10-106.43055_002	Consultant Audit	6,855	17,308	720	20,669
110-10-106.43055_003	Consultant State Mandates	9,200	14,000	9,200	9,400
110-10-106.43060_000	Contract Services General	22,000	100,000	9,965	100,000
110-10-106.43065	Copier Maintenance/Lease	2,371	4,000	2,590	4,000
110-10-106.43066	Printer Maintenance	4,361	4,000	1,078	4,000
110-10-106.43125_010	Maintenance Office/Computer Equip	0	500	0	500
110-10-106.43155	Physicals, Shots & Psychological	141	150	510	500
110-10-106.43175	Transaction Fees-Credit Card	8,204	8,100	4,430	8,900
<i>Account Classification Total: CO - Contractual Services</i>		71,752	173,844	37,618	174,217
<i>SU - Supplies and Maintenance</i>					
110-10-106.44001_000	Supplies General	5,038	4,000	3,102	5,000
110-10-106.44001_002	Supplies Business Licenses	0	500	602	500
110-10-106.44010_001	Computer Software Maintenance	532	500	628	700
110-10-106.44015_001	Utility Billing Supplies	5,329	2,000	5,237	8,000
110-10-106.44015_002	Utility Billing Postage	37,798	40,000	24,078	40,000
110-10-106.44015_003	Utility Billing Forms	9,107	9,000	5,606	9,000
110-10-106.44020	Forms	995	500	474	1,000
110-10-106.44040_000	Postage General	11,629	14,000	8,338	12,000
110-10-106.44090	Office Equipment & Furniture	462	8,500	7,776	8,500
<i>Account Classification Total: SU - Supplies and Maintenance</i>		70,888	79,000	55,840	84,700
<i>UT - Utilities</i>					
110-10-106.45001_000	Telephone General	348	400	247	400
110-10-106.45001_002	Telephone Wireless/Tablet Service Plan	251	600	404	600
110-10-106.45004	City Hall Shared Costs - Utilities	8,086	10,300	4,773	9,939
110-10-106.45007	Internet Access	0	0	0	1,100
<i>Account Classification Total: UT - Utilities</i>		8,685	11,300	5,424	12,039
<i>VE - Vehicle Expenses</i>					
110-10-106.46000	Auto Allowance	1,495	1,440	1,080	1,440
110-10-106.46001	Mileage Reimbursement	147	150	51	150
<i>Account Classification Total: VE - Vehicle Expenses</i>		1,643	1,590	1,131	1,590
<i>MI - Miscellaneous Expenses</i>					
110-10-106.47005	Advertising	2,703	1,000	2,512	2,500
110-10-106.47040_000	Dues Miscellaneous	1,290	1,800	1,474	1,800
110-10-106.47050	Meetings	156	120	0	120
110-10-106.47065	Professional Development	1,300	1,900	600	1,620
110-10-106.47081	Educational Assistance Program Reimbursement	0	500	0	500
110-10-106.47090	Testing & Recruitment	98	1,000	1,929	1,000
110-10-106.47095_000	Training General/Travel	6,202	12,000	4,531	21,400
<i>Account Classification Total: MI - Miscellaneous Expenses</i>		11,748	18,320	11,046	28,940
<i>CA - Capital Outlay</i>					
110-10-106.51010	Computer	5,171	0	0	0
<i>Account Classification Total: CA - Capital Outlay</i>		5,171	0	0	0
<i>TO - Transfers Out</i>					
110-10-106.48001_012	Transfers Out To Fd 501 Info Tech-GIS	0	33,893	0	42,822
110-10-106.48001_083	Transfers Out To Fd 501 for I.T. Services	36,140	37,963	25,312	43,496
110-10-106.48001_085	Transfers Out To Fd 242 Network	286	388	388	423
110-10-106.48001_089	Transfers Out To Fd 242 Computer Replacement	3,001	2,050	2,050	3,352
<i>Account Classification Total: TO - Transfers Out</i>		39,427	74,294	27,750	90,093
Division Total: 106 - Finance		1,311,281	1,844,809	1,093,167	1,646,559
Department Total: 10 - Administration		1,311,281	1,844,809	1,093,167	1,646,559

**City of Turlock Proposed 23-24 Budget
Fund 110 General Fund 106 Finance**

G/L Account Number	Account Description	FY 21-22 Actual	FY 22-23 Amended Budget	FY 22-23 Actual YTD at 4/15/23	FY 23-24 Proposed Budget
	EXPENSES Total	1,311,281	1,844,809	1,093,167	1,646,559
	Fund REVENUE Total: 110 - General Fund	39,514	231,392	106,143	18,094
	Fund EXPENSE Total: 110 - General Fund	1,311,281	1,844,809	1,093,167	1,646,559
	Fund Total: 110 - General Fund	(1,271,767)	(1,613,417)	(987,024)	(1,628,465)



CITY OF TURLOCK BUDGET FY 23-24

Turlock Attorney

PURPOSE

To provide legal services to the City Council and City Departments.

GOALS & OBJECTIVES

- Draft, review, and approve all contracts.
- Ensure compliance with all Turlock Municipal Code, Stanislaus County, State of California, and Federal requirements.
- Draft, review, and approve all resolutions and ordinances.
- Manage all litigation.
- Prosecute violations of the Turlock Municipal Code.
- Provide legal advice/guidance to the City Council, City Manager, and all City Departments.

**City of Turlock Proposed 23-24 Budget
Fund 110 General Fund 108 City Attorney**

G/L Account Number	Account Description	FY 21-22 Actual	FY 22-23 Amended Budget	FY 22-23 Actual YTD at 4/15/23	FY 23-24 Proposed Budget
Fund: 110 - General Fund					
REVENUES					
Department: 10 - Administration					
Division: 108 - City Attorney					
<i>CH - Charges for Services</i>					
110-10-108.35014_009	Salary Reimbursement City Attorney	5,953	0	3,195	0
<i>Account Classification Total: CH - Charges for Services</i>		5,953	0	3,195	0
Division Total: 108 - City Attorney		5,953	0	3,195	0
Department Total: 10 - Administration		5,953	0	3,195	0
REVENUES Total		5,953	0	3,195	0
EXPENSES					
Department: 10 - Administration					
Division: 108 - City Attorney					
<i>SA - Salaries</i>					
110-10-108.41002_000	Part Time Help General	0	50,000	0	50,000
<i>Account Classification Total: SA - Salaries</i>		0	50,000	0	50,000
<i>BE - Benefits</i>					
110-10-108.42006	SUI	0	170	0	170
110-10-108.42007	Workers Comp Insurance	0	120	0	120
110-10-108.42008	City Liability Insurance	0	886	0	886
110-10-108.42009	PERS	0	8,815	0	0
110-10-108.42010	Medicare Tax	0	725	0	725
110-10-108.42011	Social Security	0	0	0	3,100
110-10-108.42016	Employee Contrib To PERS	0	(4,500)	0	0
<i>Account Classification Total: BE - Benefits</i>		0	6,216	0	5,001
<i>CO - Contractual Services</i>					
110-10-108.43010	Contract Attorney	365,000	425,000	1,746	425,000
110-10-108.43035_000	City Hall Shared Costs-Contract Services Shared Costs	5,125	7,095	2,512	7,222
110-10-108.43060_000	Contract Services General	53,750	75,000	3,140	125,000
<i>Account Classification Total: CO - Contractual Services</i>		423,875	507,095	7,398	557,222
<i>SU - Supplies and Maintenance</i>					
110-10-108.44001_000	Supplies General	105	1,000	0	1,200
110-10-108.44010_001	Computer Software Maintenance	0	1,500	0	1,500
110-10-108.44035	Photo Copies	0	200	0	200
110-10-108.44040_000	Postage General	8	200	6	200
<i>Account Classification Total: SU - Supplies and Maintenance</i>		113	2,900	6	3,100
<i>UT - Utilities</i>					
110-10-108.45001_000	Telephone General	37	0	5	0
110-10-108.45001_002	Telephone Wireless/Tablet Service Plan	0	0	0	500
110-10-108.45004	City Hall Shared Costs - Utilities	2,223	2,834	1,314	2,735
<i>Account Classification Total: UT - Utilities</i>		2,260	2,834	1,319	3,235
<i>MI - Miscellaneous Expenses</i>					
110-10-108.47015	Books & Subscriptions	0	5,000	0	2,500
110-10-108.47030	Conferences	0	0	0	2,500
110-10-108.47325	Attorney Investigations/Litigation	37,726	75,000	53,421	75,000
<i>Account Classification Total: MI - Miscellaneous Expenses</i>		37,726	80,000	53,421	80,000
<i>TO - Transfers Out</i>					
110-10-108.48001_083	Transfers Out To Fd 501 for I.T. Services	4,517	4,082	2,720	4,677
110-10-108.48001_085	Transfers Out To Fd 242 Network	0	0	0	46
<i>Account Classification Total: TO - Transfers Out</i>		4,517	4,082	2,720	4,723
Division Total: 108 - City Attorney		468,491	653,127	64,864	703,281

**City of Turlock Proposed 23-24 Budget
Fund 110 General Fund 108 City Attorney**

G/L Account Number	Account Description	FY 21-22 Actual	FY 22-23 Amended Budget	FY 22-23 Actual YTD at 4/15/23	FY 23-24 Proposed Budget
Department Total: 10 - Administration		468,491	653,127	64,864	703,281
	EXPENSES Total	468,491	653,127	64,864	703,281
Fund REVENUE	Total: 110 - General Fund	5,953	0	3,195	0
Fund EXPENSE	Total: 110 - General Fund	468,491	653,127	64,864	703,281
Fund Total: 110 - General Fund		(462,538)	(653,127)	(61,669)	(703,281)



CITY OF TURLOCK BUDGET FY 23-24

Human Relations

PURPOSE

Human Relations administers a wide range of programs including employee benefits and retirement, recruitment and selection, policy and procedure development, classification and compensation, training and development, labor and employee relations, workers' compensation and safety, risk management, and other related personnel programs. Human Relations leads City departments in positive employee relations, talent management, succession planning, and employee engagement.

Payroll works in conjunction with Human Relations to administer employee benefits and retirement, labor and employee relations, workers' compensation, benefits for industrial injuries and LTD administration. They assist with labor contract administration, prepare and issue all payroll checks and maintain all related records and reports. The division has three employees.

PROGRAMS

Human Relations is responsible for the following personnel categories:

- 1) Compensation and Classification
- 2) Employee Benefits
- 3) Workers' Compensation administration, in conjunction with the Risk Management Director

These functions include recruitment and selection, onboarding/offboarding, salary administration including compensation and classification, benefits administration, personnel guidance and proper adherence of labor laws, progressive employee discipline, labor contract administration, workers' compensation/ industrial injuries, maintain security access to all City buildings, and maintain all related records and reports.

**City of Turlock Proposed 23-24 Budget
Fund 110 General Fund 109 Human Relations**

G/L Account Number	Account Description	FY 21-22 Actual	FY 22-23 Amended Budget	FY 22-23 Actual YTD at 4/15/23	FY 23-24 Proposed Budget
Fund: 110 - General Fund					
EXPENSES					
Department: 10 - Administration					
Division: 109 - Human Relations					
<i>SA - Salaries</i>					
110-10-109.41001	Full Time Salaries	217,707	434,517	281,498	699,987
110-10-109.41002_014	Part Time Help Human Resources	33,778	61,200	28,496	60,000
110-10-109.41050	Bilingual Pay	2,739	3,653	2,795	4,189
110-10-109.41051	Confidential Pay	5,001	8,956	7,067	14,665
110-10-109.41052	Educational Incentive	2,942	4,778	3,320	5,989
110-10-109.41053	Sick Leave Conversion Pay	0	3,100	32	4,600
110-10-109.41055	Vacation Conversion Pay	471	4,000	1,383	6,400
110-10-109.41056	Management Leave Conversion	0	3,500	2,406	5,800
110-10-109.41059	Continuous Service Pay	3,080	4,384	3,354	5,027
110-10-109.41100_001	Overtime Standard	5,935	24,600	3,018	2,000
<i>Account Classification Total: SA - Salaries</i>		271,653	552,688	333,368	808,657
<i>BE - Benefits</i>					
110-10-109.42002	Medical Dental Plan	52,149	90,984	56,281	111,475
110-10-109.42003	Vision Insurance	573	960	445	1,296
110-10-109.42004	Long Term Disability Insurance	1,253	4,254	2,700	7,294
110-10-109.42005	Life Insurance	623	1,335	815	2,289
110-10-109.42006	SUI	1,275	1,292	1,454	1,632
110-10-109.42007	Workers Comp Insurance	1,308	1,346	804	1,929
110-10-109.42008	City Liability Insurance	8,038	9,937	5,937	14,239
110-10-109.42009	PERS	122,382	80,455	50,826	143,920
110-10-109.42010	Medicare Tax	3,891	8,195	4,801	11,726
110-10-109.42011	Social Security	556	3,100	1,422	0
110-10-109.42012	Retiree Health Insurance	6,531	12,246	8,445	21,000
110-10-109.42013	Deferred Comp	3,357	8,084	4,340	13,309
110-10-109.42014	Deferred Comp In Lieu	950	5,700	4,275	11,160
110-10-109.42016	Employee Contrib To PERS	(23,279)	(43,199)	(24,068)	(71,087)
110-10-109.42019	PERS UAL (Unfunded Accrued Liability)	0	92,552	61,704	110,110
<i>Account Classification Total: BE - Benefits</i>		179,607	277,241	180,181	380,292
<i>CO - Contractual Services</i>					
110-10-109.43010	Contract Attorney	455,526	300,000	157,150	300,000
110-10-109.43035_000	City Hall Shared Costs-Contract Services Shared Costs	6,831	9,459	3,348	18,053
110-10-109.43060_000	Contract Services General	375,015	125,000	71,737	72,000
110-10-109.43060_026	Contract Services Target Solutions	28,890	20,000	16,305	20,000
110-10-109.43060_038	Contract Services Online Applications (NeoGov)	28,756	35,000	30,481	50,000
110-10-109.43060_039	Contract Services Executive Recruitments	88,105	0	0	0
110-10-109.43065	Copier Maintenance/Lease	7,955	6,000	6,875	9,400
110-10-109.43066	Printer Maintenance	424	4,000	806	6,200
110-10-109.43085	Fingerprinting	196	200	98	180
110-10-109.43125_010	Maintenance Office/Computer Equip	0	4,000	1,465	5,000
110-10-109.43125_029	Maintenance Scanner	0	2,500	0	2,500
110-10-109.43155	Physicals, Shots & Psychological	427	400	252	600
110-10-109.43182	Printing	769	2,000	179	1,000
110-10-109.43755	Strategic/Operational Plan	0	25,000	22,320	15,000
<i>Account Classification Total: CO - Contractual Services</i>		992,892	533,559	311,017	499,933

SU - Supplies and Maintenance

**City of Turlock Proposed 23-24 Budget
Fund 110 General Fund 109 Human Relations**

G/L Account Number	Account Description	FY 21-22 Actual	FY 22-23 Amended Budget	FY 22-23 Actual YTD at 4/15/23	FY 23-24 Proposed Budget
110-10-109.44001_000	Supplies General	8,488	10,000	3,663	14,000
110-10-109.44010_001	Computer Software Maintenance	138	300	126	675
110-10-109.44035	Photo Copies	0	200	0	200
110-10-109.44040_000	Postage General	85	1,800	23	1,750
110-10-109.44050	Printing	0	0	0	2,000
110-10-109.44090	Office Equipment & Furniture	7,380	19,500	19,392	11,000
<i>Account Classification Total: SU - Supplies and Maintenance</i>		16,091	31,800	23,203	29,625
<i>UT - Utilities</i>					
110-10-109.45001_000	Telephone General	337	1,000	539	1,000
110-10-109.45001_002	Telephone Wireless/Tablet Service Plan	297	1,200	493	1,200
110-10-109.45004	City Hall Shared Costs - Utilities	2,966	3,779	1,750	6,836
<i>Account Classification Total: UT - Utilities</i>		3,600	5,979	2,782	9,036
<i>VE - Vehicle Expenses</i>					
110-10-109.46000	Auto Allowance	500	2,400	1,800	2,400
110-10-109.46001	Mileage Reimbursement	0	500	0	500
<i>Account Classification Total: VE - Vehicle Expenses</i>		500	2,900	1,800	2,900
<i>MI - Miscellaneous Expenses</i>					
110-10-109.47015	Books & Subscriptions	0	4,000	0	4,200
110-10-109.47019	Succession Planning & Leadership Academy	0	68,524	0	0
110-10-109.47030	Conferences	0	15,000	2,529	30,000
110-10-109.47040_000	Dues Miscellaneous	100	2,750	925	3,750
110-10-109.47050	Meetings	0	500	353	750
110-10-109.47065	Professional Development	1,500	2,900	0	3,900
110-10-109.47066	Labor Law Posters	1,074	1,500	0	1,500
110-10-109.47079	Medical Testing-COVID 19	17,536	5,000	4,524	5,000
110-10-109.47090	Testing & Recruitment	1,979	3,000	3,170	4,500
110-10-109.47095_007	Training Human Resources Training Academy	0	1,000	0	3,000
110-10-109.47102	Municipal Volunteers Partnership Program	0	1,000	0	1,000
110-10-109.47325	Attorney Investigations/Litigation	0	19,476	19,476	80,000
<i>Account Classification Total: MI - Miscellaneous Expenses</i>		22,188	124,650	30,978	137,600
<i>TO - Transfers Out</i>					
110-10-109.48001_083	Transfers Out To Fd 501 for I.T. Services	15,044	20,410	13,608	37,416
110-10-109.48001_085	Transfers Out To Fd 242 Network	143	194	194	365
110-10-109.48001_089	Transfers Out To Fd 242 Computer Replacement	1,605	2,240	2,240	3,636
<i>Account Classification Total: TO - Transfers Out</i>		16,792	22,844	16,042	41,417
Division Total: 109 - Human Relations		1,503,323	1,551,661	899,371	1,909,460
Department Total: 10 - Administration		1,503,323	1,551,661	899,371	1,909,460
EXPENSES Total		1,503,323	1,551,661	899,371	1,909,460
Fund REVENUE Total: 110 - General Fund					
Fund EXPENSE Total: 110 - General Fund		1,503,323	1,551,661	899,371	1,909,460
Fund Total: 110 - General Fund		(1,503,323)	(1,551,661)	(899,371)	(1,909,460)

**City of Turlock Proposed 23-24 Budget
Fund 110 General Fund 110 Payroll (to 109 Human Relations)**

G/L Account Number	Account Description	FY 21-22 Actual	FY 22-23 Amended Budget	FY 22-23 Actual YTD at 4/15/23	FY 23-24 Proposed Budget
Fund: 110 - General Fund					
REVENUES					
Department: 10 - Administration					
Division: 110 - Payroll (see Human Relations)					
<i>TI - Transfers In</i>					
110-10-110.38002_012	Transfers In-Measure A Admin/Other GF Salaries/Benefits	0	104,229	38,357	0
<i>Account Classification Total: TI - Transfers In</i>		0	104,229	38,357	0
Division Total: 110 - Payroll (see Human Relations)		0	104,229	38,357	0
Department Total: 10 - Administration		0	104,229	38,357	0
REVENUES Total		0	104,229	38,357	0

EXPENSES

Department: 10 - Administration

Division: 110 - Payroll (see Human Relations)

SA - Salaries

110-10-110.41001	Full Time Salaries	172,709	246,068	161,364	0
110-10-110.41051	Confidential Pay	3,217	6,282	4,010	0
110-10-110.41052	Educational Incentive	1,403	2,400	337	0
110-10-110.41053	Sick Leave Conversion Pay	1,783	1,600	1,505	0
110-10-110.41055	Vacation Conversion Pay	1,737	2,400	0	0
110-10-110.41056	Management Leave Conversion	1,900	2,200	2,075	0
110-10-110.41059	Continuous Service Pay	365	0	0	0
110-10-110.41100_001	Overtime Standard	0	1,000	0	0
<i>Account Classification Total: SA - Salaries</i>		183,114	261,950	169,290	0

BE - Benefits

110-10-110.42002	Medical Dental Plan	28,083	52,166	38,463	0
110-10-110.42003	Vision Insurance	493	720	449	0
110-10-110.42004	Long Term Disability Insurance	1,083	2,434	1,629	0
110-10-110.42005	Life Insurance	539	764	492	0
110-10-110.42006	SUI	476	714	952	0
110-10-110.42007	Workers Comp Insurance	875	599	406	0
110-10-110.42008	City Liability Insurance	5,249	4,420	2,937	0
110-10-110.42009	PERS	84,417	39,456	26,315	0
110-10-110.42010	Medicare Tax	2,643	3,617	2,417	0
110-10-110.42012	Retiree Health Insurance	5,181	7,007	4,841	0
110-10-110.42013	Deferred Comp	3,031	3,326	2,405	0
110-10-110.42014	Deferred Comp In Lieu	5,460	5,460	4,275	0
110-10-110.42016	Employee Contrib To PERS	(16,206)	(21,803)	(13,012)	0
110-10-110.42019	PERS UAL (Unfunded Accrued Liability)	0	55,531	37,024	0
<i>Account Classification Total: BE - Benefits</i>		121,325	154,411	109,593	0

CO - Contractual Services

110-10-110.43035_000	City Hall Shared Costs-Contract Services Shared Costs	5,980	8,277	2,928	0
110-10-110.43060_005	Contract Services New World Conversion Costs	0	5,000	0	0
110-10-110.43065	Copier Maintenance/Lease	823	1,400	862	0
110-10-110.43066	Printer Maintenance	444	2,200	197	0
110-10-110.43085	Fingerprinting	0	30	30	0
110-10-110.43155	Physicals, Shots & Psychological	0	100	204	0
<i>Account Classification Total: CO - Contractual Services</i>		7,247	17,007	4,221	0

SU - Supplies and Maintenance

110-10-110.44001_000	Supplies General	2,255	4,000	1,371	0
110-10-110.44010_001	Computer Software Maintenance	118	150	126	0

**City of Turlock Proposed 23-24 Budget
Fund 110 General Fund 110 Payroll (to 109 Human Relations)**

G/L Account Number	Account Description	FY 21-22 Actual	FY 22-23 Amended Budget	FY 22-23 Actual YTD at 4/15/23	FY 23-24 Proposed Budget
110-10-110.44040_000	Postage General	469	750	563	0
110-10-110.44090	Office Equipment & Furniture	1,281	5,500	0	0
<i>Account Classification Total: SU - Supplies and Maintenance</i>		4,124	10,400	2,059	0
<i>UT - Utilities</i>					
110-10-110.45001_000	Telephone General	7	100	0	0
110-10-110.45004	City Hall Shared Costs - Utilities	2,594	3,306	1,531	0
110-10-110.45007	Internet Access	1,020	1,020	765	0
<i>Account Classification Total: UT - Utilities</i>		3,621	4,426	2,296	0
<i>VE - Vehicle Expenses</i>					
110-10-110.46000	Auto Allowance	0	800	0	0
<i>Account Classification Total: VE - Vehicle Expenses</i>		0	800	0	0
<i>MI - Miscellaneous Expenses</i>					
110-10-110.47015	Books & Subscriptions	0	200	0	0
110-10-110.47030	Conferences	0	4,000	0	0
110-10-110.47040_000	Dues Miscellaneous	0	750	0	0
110-10-110.47050	Meetings	325	250	23	0
110-10-110.47065	Professional Development	1,100	1,100	0	0
110-10-110.47090	Testing & Recruitment	0	500	1,470	0
110-10-110.47095_000	Training General/Travel	0	2,000	0	0
<i>Account Classification Total: MI - Miscellaneous Expenses</i>		1,425	8,800	1,493	0
<i>TO - Transfers Out</i>					
110-10-110.48001_083	Transfers Out To Fd 501 for I.T. Services	10,526	12,246	8,168	0
110-10-110.48001_085	Transfers Out To Fd 242 Network	96	129	129	0
110-10-110.48001_089	Transfers Out To Fd 242 Computer Replacement	802	1,120	1,120	0
<i>Account Classification Total: TO - Transfers Out</i>		11,424	13,495	9,417	0
Division Total: 110 - Payroll (see Human Relations)		332,279	471,289	298,370	0
Department Total: 10 - Administration		332,279	471,289	298,370	0
EXPENSES Total		332,279	471,289	298,370	0
Fund REVENUE Total: 110 - General Fund		0	104,229	38,357	0
Fund EXPENSE Total: 110 - General Fund		332,279	471,289	298,370	0
Fund Total: 110 - General Fund		(332,279)	(367,060)	(260,013)	0



CITY OF TURLOCK BUDGET FY 23-24

General Government

PURPOSE

The General Government division accounts for those expenditures funded with General Fund dollars which provide City-wide benefit or which are not allocable to a specific General Fund function. In many cities these are referred to as "Non-Departmental" expenditures. Examples of these expenditures include maintenance of shared City facilities, county property tax administrative fees, master plan and specific plan activities that are in the early development stages and General Fund contributions to infrastructure projects.

**City of Turlock Proposed 23-24 Budget
Fund 110 General Fund 112 General Government**

G/L Account Number	Account Description	FY 21-22 Actual	FY 22-23 Amended Budget	FY 22-23 Actual YTD at 4/15/23	FY 23-24 Proposed Budget
Fund: 110 - General Fund					
REVENUES					
Department: 10 - Administration					
Division: 112 - General Government					
<i>TI - Transfers In</i>					
110-10-112.38003_001	Transfers In-ARPA Maintenance Wkr Sal & Ben	22,478	45,880	31,748	0
<i>Account Classification Total: TI - Transfers In</i>		22,478	45,880	31,748	0
Division Total: 112 - General Government		22,478	45,880	31,748	0
Department Total: 10 - Administration		22,478	45,880	31,748	0
REVENUES Total		22,478	45,880	31,748	0

EXPENSES

Department: 10 - Administration

Division: 112 - General Government

SA - Salaries

110-10-112.41001	Full Time Salaries	57,885	72,873	54,655	75,796
110-10-112.41050	Bilingual Pay	1,160	1,218	913	1,267
110-10-112.41053	Sick Leave Conversion Pay	1,297	650	950	650
110-10-112.41054	Stand By Wages	0	0	189	0
110-10-112.41055	Vacation Conversion Pay	892	850	0	850
110-10-112.41059	Continuous Service Pay	2,087	2,192	1,644	2,280
110-10-112.41100_001	Overtime Standard	0	0	353	0
<i>Account Classification Total: SA - Salaries</i>		63,320	77,783	58,704	80,843

BE - Benefits

110-10-112.42002	Medical Dental Plan	26,254	27,969	14,959	25,172
110-10-112.42003	Vision Insurance	294	348	120	313
110-10-112.42004	Long Term Disability Insurance	361	759	567	790
110-10-112.42005	Life Insurance	180	238	173	248
110-10-112.42006	SUI	327	345	345	345
110-10-112.42007	Workers Comp Insurance	3,519	2,130	1,648	2,213
110-10-112.42008	City Liability Insurance	1,746	2,331	1,120	2,422
110-10-112.42009	PERS	29,655	13,070	9,786	14,671
110-10-112.42010	Medicare Tax	910	1,128	837	1,172
110-10-112.42012	Retiree Health Insurance	1,158	1,457	1,093	1,516
110-10-112.42013	Deferred Comp	0	728	0	632
110-10-112.42016	Employee Contrib To PERS	(5,513)	(6,888)	(4,584)	(7,163)
110-10-112.42019	PERS UAL (Unfunded Accrued Liability)	0	26,840	17,896	22,808
<i>Account Classification Total: BE - Benefits</i>		58,891	70,455	43,960	65,139

CO - Contractual Services

110-10-112.43005_000	Alarm Monitoring General	41,171	51,750	34,948	55,120
110-10-112.43013	Interagency Intercept Program Software Services	0	2,000	0	0
110-10-112.43014	Compensation Study	0	125,000	90	108,500
110-10-112.43026	Hearing Officer	8,750	40,000	8,250	30,000
110-10-112.43035_001	City Hall Shared Costs-Contract Services Transfers In	(163,417)	(226,632)	(79,964)	(230,603)
110-10-112.43040	Collection Service	1,709	1,200	0	1,200
110-10-112.43060_000	Contract Services General	0	125,000	37,500	135,000
110-10-112.43060_007	Contract Services Cost Allocation Plan	17,000	17,000	17,000	17,000
110-10-112.43064	Fire Extinguisher	486	400	0	500
110-10-112.43100_001	Insurance Property	50,822	59,025	53,191	56,520
110-10-112.43100_002	Insurance Public Officials	2,890	0	0	0
110-10-112.43100_006	Insurance Cyber Liability & Data Breach	24,778	0	0	0

**City of Turlock Proposed 23-24 Budget
Fund 110 General Fund 112 General Government**

G/L Account Number	Account Description	FY 21-22 Actual	FY 22-23 Amended Budget	FY 22-23 Actual YTD at 4/15/23	FY 23-24 Proposed Budget
110-10-112.43120_003	Building Maintenance Supplies	18,106	23,000	15,349	23,000
110-10-112.43125_004	Maintenance Elevator/Inspection	3,912	6,000	0	6,000
110-10-112.43125_013	Maintenance New World Software Maint	77,777	83,235	81,670	87,366
110-10-112.43166_001	Actuarial Report GASB 68	3,650	3,650	1,400	3,650
110-10-112.43183	LAFCO	38,435	42,850	42,848	46,000
110-10-112.43185	Railroad Lease-S. First St.	324	330	323	330
<i>Account Classification Total: CO - Contractual Services</i>		126,393	353,808	212,605	339,583
<i>SU - Supplies and Maintenance</i>					
110-10-112.44001_001	Supplies Access Control System	170	0	0	0
110-10-112.44001_262	Supplies Meeting	0	2,000	0	0
<i>Account Classification Total: SU - Supplies and Maintenance</i>		170	2,000	0	0
<i>UT - Utilities</i>					
110-10-112.45001_000	Telephone General	12,349	13,300	12,654	16,000
110-10-112.45002_000	Turlock Irrigation District General	51,321	62,000	43,663	62,000
110-10-112.45003_000	PG & E General	4,437	5,500	4,448	5,500
110-10-112.45004	City Hall Shared Costs - Utilities	(69,323)	(88,350)	(40,919)	(85,249)
110-10-112.45005	T-1 Line	665	750	501	750
110-10-112.45015	Cable Services	561	1,100	450	1,000
110-10-112.45018	City Water/Sewer	0	5,700	0	0
<i>Account Classification Total: UT - Utilities</i>		9	0	20,797	1
<i>MI - Miscellaneous Expenses</i>					
110-10-112.47005	Advertising	315	2,500	1,974	2,500
110-10-112.47010	Bank Charges	111,089	102,400	82,268	125,900
110-10-112.47055	Cash Over/Short	295	0	(1)	0
110-10-112.47070_003	Property Taxes Turlock Rural	25,101	12,929	0	13,188
110-10-112.47070_004	Property Taxes BCH (Downtown Business District)	9,481	9,700	9,718	10,000
110-10-112.47070_006	Property Taxes 144 S Broadway-DwtnBusinessDistr	1,340	1,370	1,373	1,400
110-10-112.47070_007	Property Taxes Montana Avenue	4,708	4,800	4,779	4,900
110-10-112.47080	Shoe Allowance	250	250	324	350
110-10-112.47082	Garbage Senior Discount	39,569	236,179	191,951	258,640
110-10-112.47106	Achievement Awards	0	10,000	0	15,000
110-10-112.47243	Stanislaus Alliance	50,000	50,000	50,000	50,000
110-10-112.47248	Turlock Partnership Incentives Program	0	28,000	3,000	30,000
110-10-112.47301	Personnel Development	1,115	6,000	7,144	12,000
110-10-112.47303	Safety Program	614	1,250	678	1,250
110-10-112.47304	Sales Tax Contingency Audit	15,591	30,000	13,723	30,000
110-10-112.47306	County Property Tax Admin Fee	89,222	95,000	0	100,000
110-10-112.47314	Administrative Investigations-Transcripts	0	4,000	0	0
110-10-112.47320_005	Repair Program Tree Maintenance	0	10,000	0	0
<i>Account Classification Total: MI - Miscellaneous Expenses</i>		348,689	604,378	366,930	655,128
<i>BD - Bad Debt</i>					
110-10-112.47012	Bad Debt Expense	(3,978)	0	0	0
<i>Account Classification Total: BD - Bad Debt</i>		(3,978)	0	0	0
<i>CA - Capital Outlay</i>					
110-10-112.47104	Damages to City Property (for Reimbursable Claims)	12,500	0	0	0
<i>Account Classification Total: CA - Capital Outlay</i>		12,500	0	0	0

**City of Turlock Proposed 23-24 Budget
Fund 110 General Fund 112 General Government**

G/L Account Number	Account Description	FY 21-22 Actual	FY 22-23 Amended Budget	FY 22-23 Actual YTD at 4/15/23	FY 23-24 Proposed Budget
<i>DS - Debt Service</i>					
110-10-112.53023_001	Lease Motorola Principal	255,022	265,529	265,529	276,469
110-10-112.53023_002	Lease Motorola Interest	83,289	72,783	72,783	61,843
<i>Account Classification Total: DS - Debt Service</i>		338,311	338,312	338,311	338,312
<i>TO - Transfers Out</i>					
110-10-112.48001_013	Transfers Out To Fd 205 GF Contrib to Pedretti	116,554	65,386	43,592	182,431
110-10-112.48001_014	Transfers Out To 205 GF Contrib to Reg Sports	261,770	320,102	213,400	353,988
110-10-112.48001_017	Transfers Out To Fd 301 ADA Improvements	10,000	10,000	10,000	10,000
110-10-112.48001_212	Transfers Out To Fd 301 Facility Maintenance	60,000	60,000	60,000	60,000
110-10-112.48001_305	Transfers Out To Fd 502 Engineering fr Fd110GF	508,251	54,512	36,344	335,180
110-10-112.48001_326	Transfers Out to Fd502Eng fr Fd110-Fee Subsidy	145,000	145,000	145,000	145,000
110-10-112.48001_334	Transfers Out Rec Equip fr DesignatedGFReserve	25,785	0	0	0
110-10-112.48001_340	Transfers Out to F269 Senior Center Upgrade	80,000	0	0	0
<i>Account Classification Total: TO - Transfers Out</i>		1,207,360	655,000	508,336	1,086,599
Division Total: 112 - General Government		2,151,667	2,101,736	1,549,642	2,565,605
Department Total: 10 - Administration		2,151,667	2,101,736	1,549,642	2,565,605
EXPENSES Total		2,151,667	2,101,736	1,549,642	2,565,605
Fund REVENUE	Total: 110 - General Fund	22,478	45,880	31,748	0
Fund EXPENSE	Total: 110 - General Fund	2,151,667	2,101,736	1,549,642	2,565,605
Fund Total: 110 - General Fund		(2,129,189)	(2,055,856)	(1,517,894)	(2,565,605)



CITY OF TURLOCK BUDGET FY 23-24

COVID 19 (Corona Virus)

PURPOSE

The COVID-19 virus was first detected in Wuhan City, China in December 2019. This symptoms of COVID-19 range from mild to severe, including death. On March 4, 2020, the Governor of the State of California declared a state of emergency in the State of California due to the number of confirmed cases of COVID-19 in the State. On March 11, 2020, the World Health Organization ("WHO") officially classified COVID-19 as a pandemic. On March 13, 2020, the President of the United States declared a national emergency due to COVID-19.

On March 17, 2020, the Director of Emergency Services proclaimed the existence of a local emergency in the City based on conditions or threatened conditions caused by COVID-19 which has been ratified on a monthly basis subsequent to the initial declaration and continues to date.

On March 27, 2020, the federal government passed the Coronavirus Aid, Relief, and Economic Security (CARES) Act to provide emergency assistance and health care response for individuals, families, and businesses affected by the coronavirus pandemic. The City of Turlock's share of CARES funding totaled \$2,508,417 from the Federal Government and \$917,463 from the County of Stanislaus for a total of \$3,425,880.

These funds have been utilized to assist small businesses with business grants, StanRAD cards, and the VOLT Scholarship program. The CARES Act funds have also been utilized to provide full staffing levels at all four Fire Stations during Fiscal Year 20-21 and support public safety whose services are substantially dedicated to mitigating or responding to the COVID-19 public health emergency. The CARES Act funds have also been utilized to provide PPE (personal protective equipment) to City staff and increase sanitizing of public facilities to assist in mitigating the spread of the Coronavirus, which are all eligible expenditures of these funds.

The funds received from the Federal Government and the County of Stanislaus have been fully utilized as of FY 21/22.

**City of Turlock Proposed 23-24 Budget
Fund 110 General Fund 189 COVID 19**

G/L Account Number	Account Description	FY 21-22 Actual	FY 22-23 Amended Budget	FY 22-23 Actual YTD at 4/15/23	FY 23-24 Proposed Budget
Fund: 110 - General Fund					
REVENUES					
Department: 10 - Administration					
Division: 189 - COVID 19 (Corona Virus)					
<i>IG - Intergovernmental</i>					
110-10-189.34311	FEMA-4482-DR-CA (COVID 19)	0	100,000	0	0
<i>Account Classification Total: IG - Intergovernmental</i>		0	100,000	0	0
Division Total: 189 - COVID 19 (Corona Virus)		0	100,000	0	0
Department Total: 10 - Administration		0	100,000	0	0
REVENUES Total		0	100,000	0	0
EXPENSES					
Department: 10 - Administration					
Division: 189 - COVID 19 (Corona Virus)					
<i>SA - Salaries</i>					
110-10-189.41002_000	Part Time Help General	540	0	0	0
110-10-189.41100_001	Overtime Standard	58,526	0	0	0
110-10-189.41100_030	Overtime CARES Act (COVID-19)	33,360	0	0	0
<i>Account Classification Total: SA - Salaries</i>		92,425	0	0	0
<i>BE - Benefits</i>					
110-10-189.42004	Long Term Disability Insurance	94	0	0	0
110-10-189.42006	SUI	2,540	0	0	0
110-10-189.42007	Workers Comp Insurance	2,425	0	0	0
110-10-189.42008	City Liability Insurance	2,743	0	0	0
110-10-189.42010	Medicare Tax	1,336	0	0	0
110-10-189.42011	Social Security	33	0	0	0
<i>Account Classification Total: BE - Benefits</i>		9,172	0	0	0
<i>CO - Contractual Services</i>					
110-10-189.43060_000	Contract Services General	1,532	0	0	0
<i>Account Classification Total: CO - Contractual Services</i>		1,532	0	0	0
<i>SU - Supplies and Maintenance</i>					
110-10-189.44001_000	Supplies General	29,678	0	0	0
<i>Account Classification Total: SU - Supplies and Maintenance</i>		29,678	0	0	0
<i>MI - Miscellaneous Expenses</i>					
110-10-189.47079	Medical Testing-COVID 19	9,816	0	0	0
<i>Account Classification Total: MI - Miscellaneous Expenses</i>		9,816	0	0	0
<i>TO - Transfers Out</i>					
110-10-189.48001_325	Transfers Out to Respond to COVID-19 Pandemic	604,231	0	0	0
<i>Account Classification Total: TO - Transfers Out</i>		604,231	0	0	0
Division Total: 189 - COVID 19 (Corona Virus)		746,855	0	0	0
Department Total: 10 - Administration		746,855	0	0	0
EXPENSES Total		746,855	0	0	0
Fund REVENUE Total: 110 - General Fund		0	100,000	0	0
Fund EXPENSE Total: 110 - General Fund		746,855	0	0	0
Fund Total: 110 - General Fund		(746,855)	100,000	0	0



CITY OF TURLOCK BUDGET FY 23-24

Unsheltered Homeless and Encampments Crisis (UHEC)

PURPOSE

The City of Turlock has been experiencing an increase in the numbers of unsheltered homeless and of significant homeless encampments, compounded in severity by the COVID-19 pandemic, which has also impeded the City's ability to address these increases.

On March 14, 2021, the City Manager of the City of Turlock proclaimed a Local Emergency in response to the Unsheltered Homeless and Encampments Crisis and allocated funds to address this crisis.

City staff engaged in a 120-day local emergency plan beginning March 14, 2021, to partner with service providers to connect unsheltered individuals and families with emergency shelter and other available resources. The City also plans to develop a 36-month plan to address the Unsheltered Homeless and Encampments Crisis beyond the initial emergency response.

City of Turlock Proposed 23-24 Budget
Fund 110 General Fund 191 UHEC - Homeless Encampment Crisis

G/L Account Number	Account Description	FY 21-22 Actual	FY 22-23 Amended Budget	FY 22-23 Actual YTD at 4/15/23	FY 23-24 Proposed Budget
Fund: 110 - General Fund					
EXPENSES					
Department: 10 - Administration					
Division: 191 - UHEC-Homeless Encampment Crisis					
<i>CO - Contractual Services</i>					
110-10-191.43010	Contract Attorney	7,098	0	0	0
<i>Account Classification Total: CO - Contractual Services</i>		7,098	0	0	0
<i>MI - Miscellaneous Expenses</i>					
110-10-191.47215_014	Public Service Turlock Gospel Mission	26,271	0	0	0
<i>Account Classification Total: MI - Miscellaneous Expenses</i>		26,271	0	0	0
Program: 508 - Golden State/Taylor (UHEC)					
<i>SA - Salaries</i>					
110-10-191-508.49007	Salary Charges From Other Departments	27	0	0	0
<i>Account Classification Total: SA - Salaries</i>		27	0	0	0
Program Total: 508 - Golden State/Taylor (UHEC)		27	0	0	0
Program: 509 - Other (UHEC)					
<i>SA - Salaries</i>					
110-10-191-509.49007	Salary Charges From Other Departments	1,139	0	0	0
<i>Account Classification Total: SA - Salaries</i>		1,139	0	0	0
<i>CO - Contractual Services</i>					
110-10-191-509.43125_000	Maintenance General	7,055	0	0	0
<i>Account Classification Total: CO - Contractual Services</i>		7,055	0	0	0
Program Total: 509 - Other (UHEC)		8,194	0	0	0
Division Total: 191 - UHEC-Homeless Encampment Crisis		41,589	0	0	0
Department Total: 10 - Administration		41,589	0	0	0
EXPENSES Total		41,589	0	0	0
Fund REVENUE Total: 110 - General Fund					
Fund EXPENSE Total: 110 - General Fund		41,589	0	0	0
Fund Total: 110 - General Fund		(41,589)	0	0	0



CITY OF TURLOCK BUDGET FY 23-24

Homeless Response

PURPOSE

The City of Turlock recognizes the need for a compassionate response to homelessness through outreach, engagement, and linking services to our homeless residents.

The City of Turlock, in conjunction with numerous non-profit organizations, is focused on providing access to health care, mental health treatment, and housing services for our unsheltered homeless population.

The City's part-time Grant Writer will coordinate City services with Stanislaus County outreach teams and our local homeless non-profit organizations. These partnerships are incredibly important to establish supportive relationships with our homeless residents, provide supportive services, and help remove homeless residents off the streets and into supportive services and housing.

**City of Turlock Proposed 23-24 Budget
Fund 110 General Fund 192 Homeless Response**

G/L Account Number	Account Description	FY 21-22 Actual	FY 22-23 Amended Budget	FY 22-23 Actual YTD at 4/15/23	FY 23-24 Proposed Budget
Fund: 110 - General Fund					
EXPENSES					
Department: 10 - Administration					
Division: 192 - Homeless Response					
<i>CO - Contractual Services</i>					
110-10-192.43060_000	Contract Services General	0	18,000	11,771	160,000
<i>Account Classification Total: CO - Contractual Services</i>		0	18,000	11,771	160,000
<i>MI - Miscellaneous Expenses</i>					
110-10-192.47215_014	Public Service Turlock Gospel Mission	0	142,417	0	0
<i>Account Classification Total: MI - Miscellaneous Expenses</i>		0	142,417	0	0
Division Total: 192 - Homeless Response		0	160,417	11,771	160,000
Department Total: 10 - Administration		0	160,417	11,771	160,000
EXPENSES Total		0	160,417	11,771	160,000
Fund REVENUE Total: 110 - General Fund					
Fund EXPENSE Total: 110 - General Fund		0	160,417	11,771	160,000
Fund Total: 110 - General Fund		0	(160,417)	(11,771)	(160,000)



CITY OF TURLOCK BUDGET FY 23-24

Turlock Police Department

PURPOSE

Turlock Police Department is composed of both sworn and professional full time and part time employees who deliver a full range of law enforcement services to the community. The department now consists of three divisions, Field Operations, Special Operations and Support Operations.

VISION

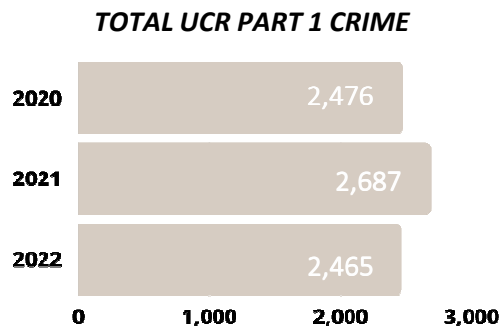
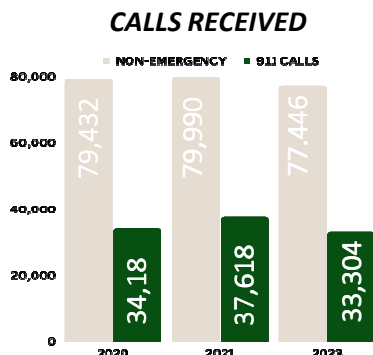
Leading the Way Through Excellence

MISSION

As police professionals, we commit ourselves to public service and public safety. As dedicated public servants, we strive for the continual pursuit of justice; for fair and equal application of the law; to treat all persons with dignity and respect; and conduct ourselves in accordance with the law enforcement Code of Ethics for innovative and effective management of resources and to create and maintain an atmosphere that encourages community participation and input which develops lasting partnerships and relationships.

PRIMARY POLICE SERVICES

The Police Department continues to work diligently to provide operational efficiencies that will deliver services for the highest priorities. We strive to prioritize calls for service to insure we respond accordingly to threats to life, threats to persons, and property. Recruitment of Police Officers and technology integration remains a top priority for the Police Department. We have implemented hiring incentives, streamlined recruitment practices, and developed relationships with local police academies to attract qualified applicants and fill our open positions. The Police Department is using and pursuing new technology to create efficiencies and enhance public safety.





CITY OF TURLOCK BUDGET FY 23-24

Turlock Police Department

CONNECTIONS WITH THE COMMUNITY

The Turlock Police Department continues to engage our community through personal interactions from calls for service, attendance in numerous community events from cultural celebrations, iconic parades, celebratory events, farmers markets, school events, public meetings, business outreach, neighborhood watch and meet and greets with the Chief of Police. In addition, our outreach efforts and public information and education messaging utilizing social media has been a huge success and we continue to build in this area of communication. We continue with our daily log reports, monthly statistics reports, our annual report and our use of force reports which are also all available on line on our webpage. As part of the growth in our Department, Code Enforcement has been organizationally positioned back in the Police Department. The collaboration of resources with Code Enforcement Officers and our Neighborhood Resource Officer has been making a significant impact on the impacts of homelessness and blight in our community. Through this partnership, we have been able to assist and engage the community to solve quality of life issues and other related concerns. Our endeavors to continue with transparency and continued community involvement are the key to ensuring we are able to be supported by our community. The mutual trust and cooperation has been instrumental in supporting the strong and lasting relationships with our business owners and residents. Our organization understands that our community's public safety needs are paramount. Our commitment to public safety remains steadfast and we endeavor to continuously enhance relationships through communication, trust, and quality interactions with all stakeholders.

Let's connect!



@TURLOCKPOLICE



@TURLOCKPD

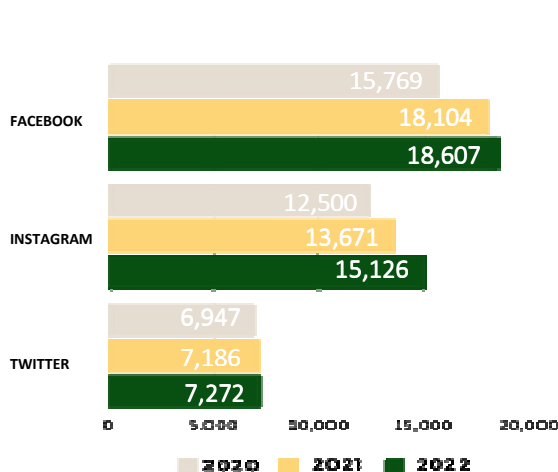


@TURLOCKPOLICE

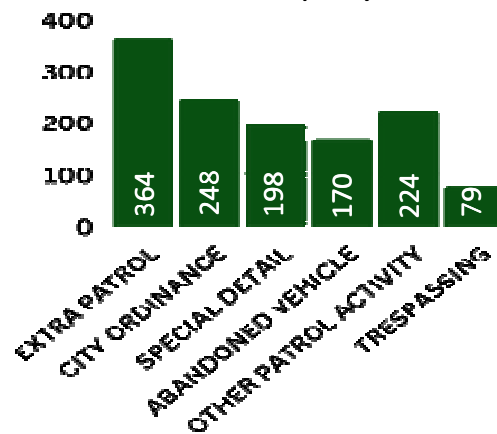


@TURLOCKPD

SOCIAL MEDIA FOLLOWERS



NEIGHBORHOOD RESOURCE OFFICER (NRO)





CITY OF TURLOCK BUDGET FY 23-24

Turlock Police Department

PROFESSIONALISM

The pride in professionalism within the Turlock Police Department organization is evident as demonstrated during our interactions with our community. We endeavor as an organization to maintain this level of professionalism regardless of the type of event that the interaction is occurring in, such as high-stress criminal incidents, threats to life or a low stress non-criminal event. We will continue to place an emphasis on and strive to enhance our levels of professionalism throughout our organization.

EFFICIENCIES

With growth, comes the opportunity to build upon programs and services that will directly impact our Community for years to come. We are continuing to build upon programs and services provided in the last year and are seeking out new opportunities to partner with residents, business owners, community leaders, and allied agency partners to deliver quality police services to Turlock. Our work with various community stakeholders allows us to better address problems at the forefront by opening lines of communication and creating new opportunities to enhance services.

BUDGET HIGHLIGHTS

Along with general budget increases related to increased needs, maintenance and contractual items, there are notable increases taking place in FY 23-24. Updated equipment is essential for the safety of our Staff. We are dedicated to provide staff the necessary equipment to effectively and safely mitigate crisis situations in our community. Leveraging technology and equipment to provide for public safety in the City of Turlock is a priority. This can be accomplished through different avenues including upgraded lethal force platforms, drones, license plate readers and better ballistic protection. We work to budget where needed and prioritize based on funding availability.

HISTORICAL GENERAL FUND EXPENSE BUDGET			
	AMENDED FY 21-22	AMENDED FY 22-23	PROPOSED FY 23-24
SALARIES AND BENEFITS	\$22,064,881	\$22,254,793	\$23,011,964
CONTRACTUAL	\$374,842	\$564,096	\$449,873
SUPPLIES AND MAINTENANCE	\$160,920	\$238,291	\$357,295
MISCELLANEOUS	\$2,581,801	\$3,142,849	\$3,145,246
TOTAL EXPENSES	\$25,182,444	\$26,200,029	\$26,964,378

City of Turlock Proposed 23-24 Budget
Fund 110 General Fund - Division 200 Police Special Operations

G/L Account Number	Account Description	FY 21-22 Actual	FY 22-23 Amended Budget	FY 22-23 Actual YTD at 4/15/23	FY 23-24 Proposed Budget
Fund: 110 - General Fund					
Department: 20 - Police					
Division: 200 - Special Operations					
REVENUES					
<i>LI - Licenses & Permits</i>					
110-20-200.31052	Other Permits	31,060	30,000	30,119	30,000
<i>Account Classification Total: LI - Licenses & Permits</i>		31,060	30,000	30,119	30,000
<i>IG - Intergovernmental</i>					
110-20-200.34026	POST Reimbursement	49,831	30,000	39,443	40,000
110-20-200.34027	Extradition Reimbursement	8,146	8,000	19,068	10,000
<i>Account Classification Total: IG - Intergovernmental</i>		57,977	38,000	58,512	50,000
<i>CH - Charges for Services</i>					
110-20-200.35014_003	Salary Reimbursement Police	43,602	25,000	30,554	45,000
110-20-200.35014_016	Salary Reimbursement Overtime	14,459	20,000	0	0
110-20-200.35050	Police Services-Misc	15,014	20,000	12,004	15,000
110-20-200.35051	DUI Cost Recovery	4,486	5,000	0	5,000
110-20-200.35052	Fingerprint Revenue	17,242	12,000	10,463	12,000
110-20-200.35055	Booking Fee Recovery	4	0	0	0
110-20-200.35056	Vehicle Release	54,513	30,000	31,820	30,000
<i>Account Classification Total: CH - Charges for Services</i>		149,319	112,000	84,841	107,000
<i>OR - Other Revenues</i>					
110-20-200.37050	Unclaimed Property	933	3,500	221	1,000
<i>Account Classification Total: OR - Other Revenues</i>		933	3,500	221	1,000
<i>TI - Transfers In</i>					
110-20-200.38003_002	Transfers In-ARPA Police Salaries & Benefits	38,879	90,254	42,126	0
<i>Account Classification Total: TI - Transfers In</i>		38,879	90,254	42,126	0
Division Total: 200 - Special Operations		278,169	273,754	215,819	188,000
Department Total: 20 - Police		278,169	273,754	215,819	188,000
REVENUES Total		278,169	273,754	215,819	188,000

EXPENSES

SA - Salaries

110-20-200.41001	Full Time Salaries	2,465,318	2,894,646	1,982,443	2,703,919
110-20-200.41002_000	Part Time Help General	56,880	50,400	57,591	0
110-20-200.41002_004	Part Time Help Professional Standards	94,710	130,000	98,560	100,000
110-20-200.41010_001	Police Special Pay Special Assignment	26,241	28,978	21,671	28,590
110-20-200.41010_002	Police Special Pay FTO	355	0	28	0
110-20-200.41010_005	Police Special Pay Police Cadet Program	43,697	60,000	34,223	0
110-20-200.41010_006	Police Special Pay POST Officer Differential	137,521	162,386	116,615	163,746
110-20-200.41010_007	Police Special Pay SWAT Pay	6,903	7,389	6,873	10,343
110-20-200.41050	Bilingual Pay	24,807	24,274	19,296	19,604
110-20-200.41051	Confidential Pay	8,550	8,891	5,270	4,136
110-20-200.41052	Educational Incentive	66,470	74,558	43,273	55,989
110-20-200.41053	Sick Leave Conversion Pay	23,832	30,000	36,195	35,000
110-20-200.41054	Stand By Wages	925	1,000	536	1,000
110-20-200.41055	Vacation Conversion Pay	57,495	30,000	60,498	50,000
110-20-200.41056	Management Leave Conversion	7,518	7,500	2,922	7,500
110-20-200.41059	Continuous Service Pay	95,060	98,378	77,732	106,568
110-20-200.41100_001	Overtime Standard	26,753	15,000	33,641	20,000
110-20-200.41100_004	Overtime Special Operations	199,931	130,000	221,034	175,000
110-20-200.41100_026	Overtime Records	17,738	20,000	19,549	0

City of Turlock Proposed 23-24 Budget
Fund 110 General Fund - Division 200 Police Special Operations

G/L Account Number	Account Description	FY 21-22 Actual	FY 22-23 Amended Budget	FY 22-23 Actual YTD at 4/15/23	FY 23-24 Proposed Budget
110-20-200.41100_029	Overtime Billable	22,038	30,000	31,580	25,000
110-20-200.49006	Salary Credits From Other Departments	(3,899)	0	0	0
	<i>Account Classification Total: SA - Salaries</i>	3,378,842	3,803,400	2,869,529	3,506,395
<i>BE - Benefits</i>					
110-20-200.42001	Uniform Allowance	40,833	43,960	40,184	36,160
110-20-200.42002	Medical Dental Plan	506,706	623,319	436,494	451,657
110-20-200.42003	Vision Insurance	5,804	6,936	3,466	4,730
110-20-200.42004	Long Term Disability Insurance	15,024	30,475	20,363	28,175
110-20-200.42005	Life Insurance	7,579	9,564	6,207	8,842
110-20-200.42006	SUI	9,346	8,715	8,500	6,980
110-20-200.42007	Workers Comp Insurance	116,039	64,577	50,676	67,456
110-20-200.42008	City Liability Insurance	190,581	121,760	97,892	122,645
110-20-200.42009	PERS	1,465,682	919,803	622,691	983,891
110-20-200.42010	Medicare Tax	49,424	54,714	41,656	50,843
110-20-200.42011	Social Security	9,263	10,565	6,611	6,200
110-20-200.42012	Retiree Health Insurance	94,100	110,706	75,745	111,519
110-20-200.42013	Deferred Comp	4,476	11,701	4,666	10,520
110-20-200.42014	Deferred Comp In Lieu	51,828	50,580	39,508	39,660
110-20-200.42016	Employee Contrib To PERS	(274,692)	(318,161)	(193,949)	(298,536)
110-20-200.42019	PERS UAL (Unfunded Accrued Liability)	0	876,785	584,528	803,947
	<i>Account Classification Total: BE - Benefits</i>	2,291,992	2,625,999	1,845,239	2,434,689
<i>CO - Contractual Services</i>					
110-20-200.43005_000	Alarm Monitoring General	6,801	7,300	4,632	7,300
110-20-200.43020	Car Wash	3,857	5,000	2,254	5,100
110-20-200.43040	Collection Service	38	0	0	200
110-20-200.43060_002	Contract Services Drug Enforcement Task Force	0	5,200	5,200	0
110-20-200.43060_015	Contract Services Lexipol	7,156	7,300	7,614	7,700
110-20-200.43060_016	Contract Services Command Central	4,800	4,800	4,800	4,800
110-20-200.43060_017	Contract Services Cell Hawk	0	3,000	2,995	3,000
110-20-200.43060_019	Contract Services Coplink	0	5,400	0	0
110-20-200.43060_028	Contract Services Berla	2,800	3,200	2,800	3,250
110-20-200.43060_029	Contract Services Callyo	3,540	3,300	0	3,600
110-20-200.43060_030	Contract Services Celebrite	4,300	16,300	16,236	16,300
110-20-200.43060_031	Contract Services Critical Reach	0	850	0	1,000
110-20-200.43060_032	Contract Services Netmotion	4,280	469	0	8,859
110-20-200.43060_033	Contract Services TMS	0	750	0	800
110-20-200.43060_034	Contract Services Tracker Maintenance	0	2,400	1,584	5,610
110-20-200.43060_037	Contract Services Graykey	10,113	10,200	9,995	10,200
110-20-200.43060_040	Contract Services APS (Advanced Public Safety)	0	3,000	0	0
110-20-200.43060_041	Contract Services Imageware Systems	0	1,885	0	1,885
110-20-200.43060_042	Contract Services Trax (Special Services Group)	0	3,120	0	0
110-20-200.43060_043	Contract Services Veritone	8,200	8,500	8,200	8,600
110-20-200.43063	Fire Sprinkler & Suppression System	1,673	1,400	0	4,500
110-20-200.43064	Fire Extinguisher	209	1,200	0	1,200
110-20-200.43065	Copier Maintenance/Lease	6,928	11,050	4,756	11,050
110-20-200.43066	Printer Maintenance	16,901	14,000	9,757	14,250
110-20-200.43080	Drug Testing	0	500	0	500
110-20-200.43085	Fingerprinting	19,466	12,000	13,829	15,000
110-20-200.43115_000	Maint-Air & Heat General	15,064	17,000	14,215	17,000

City of Turlock Proposed 23-24 Budget
Fund 110 General Fund - Division 200 Police Special Operations

G/L Account Number	Account Description	FY 21-22 Actual	FY 22-23 Amended Budget	FY 22-23 Actual YTD at 4/15/23	FY 23-24 Proposed Budget
110-20-200.43120_003	Building Maintenance Supplies	13,580	10,000	8,423	13,000
110-20-200.43120_005	Building Maintenance Repairs	14,075	21,700	7,824	15,000
110-20-200.43120_007	Building Maintenance HVAC	20,357	160,900	22,626	50,000
110-20-200.43125_004	Maintenance Elevator/Inspection	11,637	19,000	18,798	13,000
110-20-200.43125_010	Maintenance Office/Computer Equip	0	500	0	500
110-20-200.43125_013	Maintenance New World Software Maint	6,732	7,069	7,069	7,425
110-20-200.43125_025	Maintenance Generator Repair & Maintenance	16,084	21,000	0	15,000
110-20-200.43125_029	Maintenance Scanner	0	0	0	3,600
110-20-200.43140	Pagers	137	100	115	200
110-20-200.43150	Pest Control	2,826	2,000	1,884	3,000
110-20-200.43155	Physicals, Shots & Psychological	33,498	35,000	22,736	35,500
110-20-200.43210	Clets	7,508	7,600	3,754	7,600
110-20-200.43211	Data Destruction Services	1,080	2,500	888	2,500
110-20-200.43214	Biohazard Disposal	544	1,500	615	1,000
110-20-200.43215	Cal-ID Program	3,307	3,180	2,188	3,500
110-20-200.43218	Vehicle Rental for Special Operations	24,331	19,000	20,150	20,000

<i>Account Classification Total: CO - Contractual Services</i>		271,822	460,173	225,938	342,529
--	--	---------	---------	---------	---------

SU - Supplies and Maintenance

110-20-200.44001_000	Supplies General	6,467	5,000	5,539	31,000
110-20-200.44001_010	Supplies Annual Report	0	1,000	179	1,000
110-20-200.44001_011	Supplies Legal Resources	1,105	1,200	1,270	1,200
110-20-200.44001_013	Supplies Computer Paper	0	0	621	0
110-20-200.44001_014	Supplies Prisoner Meals & Transportation	3,709	3,500	4,980	5,000
110-20-200.44001_015	Supplies Victim Medical Expenses	1,050	1,500	2,724	2,000
110-20-200.44001_016	Supplies Defense Tactics Training Unit	2,109	2,500	256	2,500
110-20-200.44001_020	Supplies Background	0	300	0	0
110-20-200.44001_021	Supplies Batteries	90	400	24	0
110-20-200.44001_022	Supplies Crime Scene/Investigative	1,074	1,500	1,665	1,500
110-20-200.44001_023	Supplies ID Bureau	496	2,000	117	2,000
110-20-200.44001_024	Supplies Property/Evidence	4,928	5,000	2,124	5,000
110-20-200.44001_030	Supplies Ammunition	19,926	30,000	26,516	30,000
110-20-200.44001_031	Supplies Badges	1,037	3,000	7,702	3,000
110-20-200.44001_039	Supplies Range	9,831	10,000	2,502	10,000
110-20-200.44001_069	Supplies Weapons/Armory	970	1,000	122	2,000
110-20-200.44010_001	Computer Software Maintenance	3,492	3,620	1,679	3,620
110-20-200.44010_013	Computer Police IBM Server Maintenance	0	750	0	775
110-20-200.44030_001	Minor Equipment Safety Equipment	953	750	146	16,750
110-20-200.44030_003	Minor Equipment Safety Equipment-SIU	1,981	2,300	1,741	2,300
110-20-200.44030_005	Minor Equipment Office	439	500	0	500
110-20-200.44030_009	Minor Equipment Crime Scene/Investigative Equip	482	2,000	663	2,000
110-20-200.44040_000	Postage General	5,995	7,000	5,036	0
110-20-200.44090	Office Equipment & Furniture	2,722	16,500	8,842	500

<i>Account Classification Total: SU - Supplies and Maintenance</i>		68,855	101,320	74,449	122,645
--	--	--------	---------	--------	---------

UT - Utilities

110-20-200.45001_000	Telephone General	72,760	42,300	40,246	39,100
110-20-200.45001_002	Telephone Wireless/Tablet Service Plan	24	37,500	14,832	43,800
110-20-200.45002_000	Turlock Irrigation District General	156,196	190,000	117,104	190,000
110-20-200.45003_000	PG & E General	75,996	70,000	47,873	70,000
110-20-200.45006	CDPD/Frame Relay	22,991	25,000	17,430	25,000
110-20-200.45015	Cable Services	2,261	2,500	3,436	4,560

City of Turlock Proposed 23-24 Budget
Fund 110 General Fund - Division 200 Police Special Operations

G/L Account Number	Account Description	FY 21-22 Actual	FY 22-23 Amended Budget	FY 22-23 Actual YTD at 4/15/23	FY 23-24 Proposed Budget
110-20-200.45018	City Water/Sewer	0	7,950	0	0
	<i>Account Classification Total: UT - Utilities</i>	330,227	375,250	240,921	372,460
<i>VE - Vehicle Expenses</i>					
110-20-200.46000	Auto Allowance	2,900	2,400	1,800	2,400
	<i>Account Classification Total: VE - Vehicle Expenses</i>	2,900	2,400	1,800	2,400
<i>MI - Miscellaneous Expenses</i>					
110-20-200.47005	Advertising	11,038	2,500	5,665	5,000
110-20-200.47015	Books & Subscriptions	317	500	178	500
110-20-200.47040_000	Dues Miscellaneous	1,019	3,500	788	3,500
110-20-200.47050	Meetings	1,155	1,500	1,277	1,500
110-20-200.47055	Cash Over/Short	100	0	0	0
110-20-200.47065	Professional Development	1,800	2,600	600	1,700
110-20-200.47080	Shoe Allowance	225	250	220	500
110-20-200.47090	Testing & Recruitment	3,590	3,000	724	3,000
110-20-200.47095_000	Training General/Travel	69,359	85,000	34,058	85,000
110-20-200.47095_015	Training EVOC	15,660	0	0	20,000
110-20-200.47350	Employee Recognition	2,155	5,000	1,322	5,000
110-20-200.47351	Background Credit Checks	333	500	237	500
110-20-200.47363	Technology	23,330	24,570	16,770	25,000
	<i>Account Classification Total: MI - Miscellaneous Expenses</i>	130,082	128,920	61,839	151,200
<i>TO - Transfers Out</i>					
110-20-200.48001_012	Transfers Out To Fd 501 Info Tech-GIS	0	50,838	0	64,235
110-20-200.48001_083	Transfers Out To Fd 501 for I.T. Services	519,059	513,938	342,624	593,510
110-20-200.48001_085	Transfers Out To Fd 242 Network	7,272	9,840	9,840	9,250
110-20-200.48001_088	Transfers Out Public Safety MDC's	66,096	66,096	66,096	66,096
110-20-200.48001_089	Transfers Out To Fd 242 Computer Replacement	9,384	25,525	25,525	23,094
	<i>Account Classification Total: TO - Transfers Out</i>	601,811	666,237	444,085	756,185
Division Total: 200 - Special Operations		7,076,532	8,163,699	5,763,800	7,688,503
Department Total: 20 - Police		7,076,532	8,163,699	5,763,800	7,688,503
EXPENSES Total		7,076,532	8,163,699	5,763,800	7,688,503
Fund REVENUE Total: 110 - General Fund		278,169	273,754	215,819	188,000
Fund EXPENSE Total: 110 - General Fund		7,076,532	8,163,699	5,763,800	7,688,503
Fund Total: 110 - General Fund		(6,798,362)	(7,889,945)	(5,547,981)	(7,500,503)

City of Turlock Proposed 23-24 Budget
Fund 110 General Fund - Division 205 Support Operations

G/L Account Number	Account Description	FY 21-22 Actual	FY 22-23 Amended Budget	FY 22-23 Actual YTD at 4/15/23	FY 23-24 Proposed Budget
Fund: 110 - General Fund					
Department: 20 - Police					
Division: 205 - Support Operations					
EXPENSES					
<i>SA - Salaries</i>					
110-20-205.41001	Full Time Salaries	0	0	0	1,699,706
110-20-205.41002_000	Part Time Help General	0	0	0	138,080
110-20-205.41010_006	Police Special Pay POST Officer Differential	0	0	0	6,392
110-20-205.41050	Bilingual Pay	0	0	0	3,518
110-20-205.41051	Confidential Pay	0	0	0	3,797
110-20-205.41052	Educational Incentive	0	0	0	19,105
110-20-205.41053	Sick Leave Conversion Pay	0	0	0	4,000
110-20-205.41055	Vacation Conversion Pay	0	0	0	3,000
110-20-205.41056	Management Leave Conversion	0	0	0	2,500
110-20-205.41059	Continuous Service Pay	0	0	0	29,086
110-20-205.41100_001	Overtime Standard	0	0	0	180,000
<i>Account Classification Total: SA - Salaries</i>		0	0	0	2,089,184
<i>BE - Benefits</i>					
110-20-205.42001	Uniform Allowance	0	0	0	28,550
110-20-205.42002	Medical Dental Plan	0	0	0	386,722
110-20-205.42003	Vision Insurance	0	0	0	4,320
110-20-205.42004	Long Term Disability Insurance	0	0	0	17,711
110-20-205.42005	Life Insurance	0	0	0	5,558
110-20-205.42006	SUI	0	0	0	6,181
110-20-205.42007	Workers Comp Insurance	0	0	0	9,949
110-20-205.42008	City Liability Insurance	0	0	0	42,465
110-20-205.42009	PERS	0	0	0	328,685
110-20-205.42010	Medicare Tax	0	0	0	30,293
110-20-205.42011	Social Security	0	0	0	8,561
110-20-205.42012	Retiree Health Insurance	0	0	0	67,413
110-20-205.42013	Deferred Comp	0	0	0	2,405
110-20-205.42014	Deferred Comp In Lieu	0	0	0	33,720
110-20-205.42016	Employee Contrib To PERS	0	0	0	(171,480)
110-20-205.42019	PERS UAL (Unfunded Accrued Liability)	0	0	0	377,519
<i>Account Classification Total: BE - Benefits</i>		0	0	0	1,178,572
<i>CO - Contractual Services</i>					
110-20-205.43060_000	Contract Services General	0	0	0	12,500
<i>Account Classification Total: CO - Contractual Services</i>		0	0	0	12,500
<i>SU - Supplies and Maintenance</i>					
110-20-205.44001_000	Supplies General	0	0	0	31,200
110-20-205.44030_001	Minor Equipment Safety Equipment	0	0	0	6,400
110-20-205.44040_000	Postage General	0	0	0	11,000
<i>Account Classification Total: SU - Supplies and Maintenance</i>		0	0	0	48,600
<i>VE - Vehicle Expenses</i>					
110-20-205.46034	Vehicle Insurance	0	0	0	125
<i>Account Classification Total: VE - Vehicle Expenses</i>		0	0	0	125
<i>MI - Miscellaneous Expenses</i>					
110-20-205.47040_000	Dues Miscellaneous	0	0	0	700
110-20-205.47065	Professional Development	0	0	0	500
110-20-205.47095_000	Training General/Travel	0	0	0	35,600

City of Turlock Proposed 23-24 Budget
Fund 110 General Fund - Division 205 Support Operations

G/L Account Number	Account Description	FY 21-22 Actual	FY 22-23 Amended Budget	FY 22-23 Actual YTD at 4/15/23	FY 23-24 Proposed Budget
	<i>Account Classification Total: MI - Miscellaneous Expenses</i>	0	0	0	36,800
	Division Total: 205 - Support Operations	0	0	0	3,365,781
	Department Total: 20 - Police	0	0	0	3,365,781
	EXPENSES Total	0	0	0	3,365,781
Fund REVENUE	Total: 110 - General Fund				
Fund EXPENSE	Total: 110 - General Fund	0	0	0	3,365,781
	Fund Total: 110 - General Fund	0	0	0	(3,365,781)

City of Turlock Proposed 23-24 Budget
Fund 110 General Fund - Division 210 Field Operations

G/L Account Number	Account Description	FY 21-22 Actual	FY 22-23 Amended Budget	FY 22-23 Actual YTD at 4/15/23	FY 23-24 Proposed Budget
Fund: 110 - General Fund					
Department: 20 - Police					
Division: 210 - Field Operations					
REVENUES					
<i>FN - Fines, Forfeitures and Penalties</i>					
110-20-210.32040	Parking Citations	18,162	20,000	8,716	20,000
<i>Account Classification Total: FN - Fines, Forfeitures and Penalties</i>		18,162	20,000	8,716	20,000
<i>IG - Intergovernmental</i>					
110-20-210.34028	OJP - Vests	5,293	4,000	0	4,000
110-20-210.34024	Turlock High School (SRO)	154,790	140,000	108,401	140,000
110-20-210.34025	Pitman High School (SRO)	154,590	140,000	128,544	140,000
<i>Account Classification Total: IG - Intergovernmental</i>		314,673	284,000	236,945	284,000
<i>CH - Charges for Services</i>					
110-20-210.35014_016	Salary Reimbursement Overtime	0	20,000	0	0
110-20-210.35061	Abandoned Vehicles	0	0	0	60,000
110-20-210.35062	Abatement Revenue	0	0	0	10,000
110-20-210.35063	Garage Sale Permits	0	0	0	4,000
<i>Account Classification Total: CH - Charges for Services</i>		0	20,000	0	74,000
<i>TI - Transfers In</i>					
110-20-210.38001_002	Transfers In BL&Prop172Police Share Trs Fd116	450,000	450,000	300,000	450,000
110-20-210.38001_025	Transfers In Fr Fd 231 CFD #2 for Police	607,351	610,500	0	655,400
110-20-210.38001_325	Transfers In from CARES Act Funds	383,687	0	0	0
110-20-210.38002_010	Transfers In-Measure A Police Services Salaries & Ben	153,645	0	0	0
110-20-210.38003_002	Transfers In-ARPA Police Salaries & Benefits	23,082	216,480	85,388	0
<i>Account Classification Total: TI - Transfers In</i>		1,617,764	1,276,980	385,388	1,105,400
Division Total: 210 - Field Operations		1,950,599	1,600,980	631,049	1,483,400
Department Total: 20 - Police		1,950,599	1,600,980	631,049	1,483,400
REVENUES Total		1,950,599	1,600,980	631,049	1,483,400

EXPENSES

SA - Salaries

110-20-210.41001	Full Time Salaries	5,931,866	6,906,200	4,437,193	6,275,243
110-20-210.41002_000	Part Time Help General	83,818	40,000	0	10,000
110-20-210.41002_006	Part Time Help Communications	10,170	10,000	0	0
110-20-210.41010_001	Police Special Pay Special Assignment	17,170	19,167	12,070	17,720
110-20-210.41010_002	Police Special Pay FTO	14,240	15,000	8,428	15,000
110-20-210.41010_003	Police Special Pay Holiday Pay Out - 4/11 Schedule	189,950	247,000	164,023	247,000
110-20-210.41010_004	Police Special Pay K-9 Officer Differential	24,521	21,317	24,023	54,000
110-20-210.41010_006	Police Special Pay POST Officer Differential	299,892	316,878	215,413	297,732
110-20-210.41010_007	Police Special Pay SWAT Pay	22,937	24,116	15,859	21,695
110-20-210.41050	Bilingual Pay	44,508	50,616	29,590	47,586
110-20-210.41052	Educational Incentive	187,199	205,260	143,736	192,137
110-20-210.41053	Sick Leave Conversion Pay	35,545	60,000	22,801	60,000
110-20-210.41055	Vacation Conversion Pay	67,172	70,000	32,012	70,000
110-20-210.41056	Management Leave Conversion	8,613	17,000	14,702	17,000
110-20-210.41059	Continuous Service Pay	200,544	217,752	146,328	191,296
110-20-210.41100_001	Overtime Standard	445,686	500,000	368,533	460,000
110-20-210.41100_002	Overtime County Fair	5,690	20,000	20,520	20,000
110-20-210.41100_003	Overtime Court	49,747	45,000	49,483	50,000
110-20-210.41100_005	Overtime Turlock School District	21,002	25,000	22,452	25,000

**City of Turlock Proposed 23-24 Budget
Fund 110 General Fund - Division 210 Field Operations**

G/L Account Number	Account Description	FY 21-22 Actual	FY 22-23 Amended Budget	FY 22-23 Actual YTD at 4/15/23	FY 23-24 Proposed Budget
110-20-210.41100_025	Overtime Dispatchers	101,200	150,000	112,342	-
110-20-210.41100_029	Overtime Billable	19,339	20,000	10,879	20,000
110-20-210.41100_031	Overtime Community Assist Response Engage	9,917	50,000	19,339	50,000
110-20-210.41100_032	Overtime Collateral Duty Training	69,738	50,000	113,495	100,000
110-20-210.49006	Salary Credits From Other Departments	0	0	0	(90,000)
<i>Account Classification Total: SA - Salaries</i>		7,860,465	9,080,306	5,983,221	8,151,409
<i>BE - Benefits</i>					
110-20-210.42001	Uniform Allowance	104,533	109,270	98,852	92,470
110-20-210.42002	Medical Dental Plan	1,320,347	1,496,153	920,296	1,127,228
110-20-210.42003	Vision Insurance	14,543	17,280	7,660	13,176
110-20-210.42004	Long Term Disability Insurance	36,674	72,991	45,995	65,389
110-20-210.42005	Life Insurance	18,188	22,906	13,736	20,520
110-20-210.42006	SUI	21,015	19,312	17,637	15,980
110-20-210.42007	Workers Comp Insurance	308,316	176,512	118,161	180,970
110-20-210.42008	City Liability Insurance	476,067	326,753	217,905	316,325
110-20-210.42009	PERS	3,564,643	2,213,509	1,456,679	2,214,969
110-20-210.42010	Medicare Tax	114,508	131,789	86,416	119,500
110-20-210.42011	Social Security	619	620	0	620
110-20-210.42012	Retiree Health Insurance	265,639	313,389	197,153	275,372
110-20-210.42013	Deferred Comp	15,195	21,106	10,940	22,892
110-20-210.42014	Deferred Comp In Lieu	85,968	67,680	53,117	45,120
110-20-210.42016	Employee Contrib To PERS	(711,025)	(802,779)	(484,605)	(780,444)
110-20-210.42019	PERS UAL (Unfunded Accrued Liability)	0	1,760,209	1,149,280	1,253,954
<i>Account Classification Total: BE - Benefits</i>		5,635,229	5,946,700	3,909,223	4,984,041
<i>CO - Contractual Services</i>					
110-20-210.43060_000	Contract Services General	935	2,000	2,964	2,000
110-20-210.43060_017	Contract Services Cell Hawk	2,495	0	0	0
110-20-210.43060_018	Contract Services Social Media Archive	0	6,000	5,988	6,000
110-20-210.43060_019	Contract Services Coplink	0	0	0	0
110-20-210.43060_035	Contract Services Dispatch Voice Recorder	5,830	10,000	5,830	0
110-20-210.43060_036	Contract Services Ticket Writers	5,906	12,500	0	10,000
110-20-210.43061	CPOA LDF	1,500	5,500	2,500	5,500
110-20-210.43125_010	Maintenance Office/Computer Equip	0	0	0	1,800
110-20-210.43125_013	Maintenance New World Software Maint	0	0	0	1,434
110-20-210.43167	Recruitment	7,481	8,000	690	8,000
110-20-210.43213	Transcription Services	11,174	28,000	7,072	40,000
110-20-210.43321	Nuisance Cleanup	0	0	0	5,000
<i>Account Classification Total: CO - Contractual Services</i>		35,321	72,000	25,044	79,734
<i>SU - Supplies and Maintenance</i>					
110-20-210.44001_000	Supplies General	19,214	26,000	10,894	7,000
110-20-210.44001_013	Supplies Computer Paper	3,428	6,000	4,483	0
110-20-210.44001_017	Supplies Honor Guard	0	0	0	4,000
110-20-210.44001_018	Supplies Drones	0	0	0	15,000
110-20-210.44001_021	Supplies Batteries	883	1,000	127	0
110-20-210.44001_030	Supplies Ammunition	0	0	4,606	0
110-20-210.44001_033	Supplies CRT/SWAT	7,538	8,500	1,557	28,500
110-20-210.44001_034	Supplies Patrol Car Decals	4,724	3,500	3,024	5,000
110-20-210.44001_036	Supplies First Aid	104	250	52	0
110-20-210.44001_037	Supplies Flares	806	1,500	0	0
110-20-210.44001_038	Supplies Crime Prevention	3,200	3,800	3,106	5,000

City of Turlock Proposed 23-24 Budget
Fund 110 General Fund - Division 210 Field Operations

G/L Account Number	Account Description	FY 21-22 Actual	FY 22-23 Amended Budget	FY 22-23 Actual YTD at 4/15/23	FY 23-24 Proposed Budget
110-20-210.44001_039	Supplies Range	342	0	0	0
110-20-210.44001_053	Supplies Program	0	0	0	500
110-20-210.44001_060	Supplies Graffiti Abatement	0	0	0	2,500
110-20-210.44001_061	Supplies Nuisance Abatement	0	0	0	12,000
110-20-210.44001_259	Supplies Uniform Replacement	238	500	192	500
110-20-210.44020	Forms	4,801	5,000	5,345	0
110-20-210.44030_001	Minor Equipment Safety Equipment	25,704	30,000	14,810	33,250
110-20-210.44030_008	Minor Equipment Headsets	488	930	177	0
110-20-210.44030_079	Minor Equipment Police Reserve Program	0	10,000	0	40,000
110-20-210.44030_080	Minor Equipment Vest Replacement	0	0	0	15,000
110-20-210.44035	Photo Copies	0	250	0	250
<i>Account Classification Total: SU - Supplies and Maintenance</i>		71,470	97,230	48,372	168,500
<i>VE - Vehicle Expenses</i>					
110-20-210.46020	Fleet Maintenance Labor	173,254	85,000	88,423	88,000
110-20-210.46025	Outside Contractor Labor	14,759	20,000	19,199	20,500
110-20-210.46031	Gas & Oil	284,064	313,450	212,435	320,000
110-20-210.46032	Vehicle & Small Equipment Maintenance Parts	113,872	70,000	93,461	81,000
110-20-210.46034	Vehicle Insurance	6,877	8,895	7,057	7,600
<i>Account Classification Total: VE - Vehicle Expenses</i>		592,827	497,345	420,574	517,100
<i>MI - Miscellaneous Expenses</i>					
110-20-210.47010	Bank Charges	747	600	420	1,000
110-20-210.47040_000	Dues Miscellaneous	2,303	3,000	1,997	3,250
110-20-210.47050	Meetings	0	1,500	35	1,500
110-20-210.47065	Professional Development	1,700	3,700	0	3,100
110-20-210.47081	Educational Assistance Program Reimbursement	0	3,000	0	3,000
110-20-210.47095_000	Training General/Travel	49,707	93,000	34,707	100,000
110-20-210.47100	Volunteers in Police (VIPS)	3,288	4,300	1,365	4,300
110-20-210.47101	Volunteer Crisis Support Program	0	250	0	250
110-20-210.47119	Police Academy	22,216	65,000	35,317	65,000
110-20-210.47120	Emergency Operations Center	0	1,500	0	1,500
110-20-210.47353	Police Dog Program	733	2,500	421	2,500
110-20-210.47354	Explorer Program	1,979	2,000	164	2,000
110-20-210.47355	Promotional Merchandise	1,732	1,500	0	1,500
<i>Account Classification Total: MI - Miscellaneous Expenses</i>		84,405	181,850	74,426	188,900
<i>TO - Transfers Out</i>					
110-20-210.48001_083	Transfers Out To Fd 501 for I.T. Services	0	0	0	42,093
110-20-210.48001_085	Transfers Out To Fd 242 Network	0	0	0	656
110-20-210.48001_090	Transfers Out For Vehicle & Equip Replace	606,429	703,729	703,729	400,000
110-20-210.48001_123	Transfers Out To Fd 240 for Police Equipment	87,433	181,930	181,930	216,980
110-20-210.48001_220	Transfers Out To Fd 266 COPS Grant Match	373,814	305,382	0	406,585
<i>Account Classification Total: TO - Transfers Out</i>		1,067,676	1,191,041	885,659	1,066,314
Division Total: 210 - Field Operations		15,347,393	17,066,472	11,346,520	15,155,998
Department Total: 20 - Police		15,347,393	17,066,472	11,346,520	15,155,998
EXPENSES Total		15,347,393	17,066,472	11,346,520	15,155,998
Fund REVENUE	Total: 110 - General Fund	1,950,599	1,600,980	631,049	1,483,400
Fund EXPENSE	Total: 110 - General Fund	15,347,393	17,066,472	11,346,520	15,155,998
Fund Total: 110 - General Fund		(13,396,795)	(15,465,492)	(10,715,470)	(13,672,598)

**City of Turlock Proposed 23-24 Budget
Fund 110 General Fund - Division 215 Animal Services**

G/L Account Number	Account Description	FY 21-22 Actual	FY 22-23 Amended Budget	FY 22-23 Actual YTD at 4/15/23	FY 23-24 Proposed Budget
Fund: 110 - General Fund					
Department: 20 - Police					
Division: 215 - Animal Services					
REVENUES					
<i>LI - Licenses & Permits</i>					
110-20-215.31020	Dog Licenses	87,236	100,000	57,947	100,000
110-20-215.31021	Dog Licence Citations (admin)	1,520	1,000	900	1,000
110-20-215.31022	Breeder Certificates	7,200	5,000	2,400	5,000
<i>Account Classification Total: LI - Licenses & Permits</i>		95,956	106,000	61,247	106,000
<i>FN - Fines, Forfeitures and Penalties</i>					
110-20-215.32030	NonSpayed/Unneutered Penalties	0	1,000	0	500
<i>Account Classification Total: FN - Fines, Forfeitures and Penalties</i>		0	1,000	0	500
<i>CH - Charges for Services</i>					
110-20-215.35057	Animal Shelter Fees	26,801	30,000	12,596	25,000
110-20-215.35058	Animal Services & Control-Misc	243	50	1,141	50
110-20-215.35059	Sargeant's Biologicals-Animal	0	1,000	0	0
110-20-215.35060	Animal Control-Microchips	2,264	3,000	854	3,000
110-20-215.35066	Animal Services-Delinquent Dog	5,630	5,000	3,850	5,000
<i>Account Classification Total: CH - Charges for Services</i>		34,938	39,050	18,441	33,050
<i>OR - Other Revenues</i>					
110-20-215.37030	Sale of Property	9,000	0	0	0
<i>Account Classification Total: OR - Other Revenues</i>		9,000	0	0	0
Division Total: 215 - Animal Services		139,894	146,050	79,688	139,550
Department Total: 20 - Police		139,894	146,050	79,688	139,550
REVENUES Total		139,894	146,050	79,688	139,550
EXPENSES					
<i>SA - Salaries</i>					
110-20-215.41001	Full Time Salaries	211,610	236,341	154,830	254,252
110-20-215.41002_000	Part Time Help General	36,500	44,640	21,731	133,230
110-20-215.41002_005	Part Time Help Clerical	6,365	31,320	4,122	35,528
110-20-215.41010_002	Police Special Pay FTO	416	0	249	0
110-20-215.41010_005	Police Special Pay Police Cadet Program	0	0	1,476	0
110-20-215.41052	Educational Incentive	2,516	1,534	967	0
110-20-215.41053	Sick Leave Conversion Pay	42	500	0	500
110-20-215.41055	Vacation Conversion Pay	8,647	1,500	0	1,500
110-20-215.41059	Continuous Service Pay	4,657	1,578	1,184	1,642
110-20-215.41100_001	Overtime Standard	21,799	16,500	15,525	25,000
<i>Account Classification Total: SA - Salaries</i>		292,552	333,913	200,083	451,652
<i>BE - Benefits</i>					
110-20-215.42001	Uniform Allowance	5,560	5,560	5,212	5,560
110-20-215.42002	Medical Dental Plan	51,977	71,695	52,241	69,440
110-20-215.42003	Vision Insurance	630	720	399	864
110-20-215.42004	Long Term Disability Insurance	1,331	2,597	1,571	2,649
110-20-215.42005	Life Insurance	663	815	475	831
110-20-215.42006	SUI	1,207	1,212	1,257	1,526
110-20-215.42007	Workers Comp Insurance	15,879	9,046	4,592	11,880
110-20-215.42008	City Liability Insurance	9,595	6,221	3,787	8,072
110-20-215.42009	PERS	104,967	41,831	24,970	46,399
110-20-215.42010	Medicare Tax	4,328	5,033	2,915	6,549
110-20-215.42011	Social Security	2,658	4,732	1,694	10,463
110-20-215.42012	Retiree Health Insurance	9,862	11,663	7,246	11,899

**City of Turlock Proposed 23-24 Budget
Fund 110 General Fund - Division 215 Animal Services**

G/L Account Number	Account Description	FY 21-22 Actual	FY 22-23 Amended Budget	FY 22-23 Actual YTD at 4/15/23	FY 23-24 Proposed Budget
110-20-215.42014	Deferred Comp In Lieu	9,113	5,700	0	0
110-20-215.42016	Employee Contrib To PERS	(19,727)	(22,959)	(12,938)	(23,030)
110-20-215.42019	PERS UAL (Unfunded Accrued Liability)	0	74,041	49,360	62,920
<i>Account Classification Total: BE - Benefits</i>		198,044	217,907	142,784	216,022
<i>CO - Contractual Services</i>					
110-20-215.43065	Copier Maintenance/Lease	695	1,500	216	1,500
110-20-215.43066	Printer Maintenance	507	360	275	500
110-20-215.43115_000	Maint-Air & Heat General	12,175	1,750	2,279	2,000
110-20-215.43120_002	Building Maintenance Janitorial Services	945	2,000	2,467	2,500
110-20-215.43150	Pest Control	320	960	480	960
110-20-215.43155	Physicals, Shots & Psychological	204	350	438	350
110-20-215.43175	Transaction Fees-Credit Card	210	300	102	300
110-20-215.43219	Euthanasia/Disposal	1,659	2,000	354	2,000
110-20-215.43220	Rabies Prevention	0	100	0	0
110-20-215.43221	Surgical Credits	0	100	0	0
110-20-215.43222	Vet Service	1,728	13,500	8,533	5,000
<i>Account Classification Total: CO - Contractual Services</i>		18,443	22,920	15,144	15,110
<i>SU - Supplies and Maintenance</i>					
110-20-215.44001_000	Supplies General	5,001	7,364	6,785	6,000
110-20-215.44001_050	Supplies Dog & Cat Food	727	1,000	725	1,000
110-20-215.44001_051	Supplies Dog Licenses	0	800	1,828	800
110-20-215.44001_052	Supplies Microchips	2,358	4,500	41	3,500
110-20-215.44001_053	Supplies Program	1,227	500	512	500
110-20-215.44010_001	Computer Software Maintenance	20	15	0	0
110-20-215.44020	Forms	1,024	1,000	399	1,000
110-20-215.44030_010	Minor Equipment Apprehension Equipment	1,415	750	825	750
110-20-215.44040_000	Postage General	3,590	4,000	2,218	4,000
<i>Account Classification Total: SU - Supplies and Maintenance</i>		15,362	19,929	13,332	17,550
<i>UT - Utilities</i>					
110-20-215.45001_000	Telephone General	176	250	138	250
110-20-215.45002_000	Turlock Irrigation District General	8,428	9,000	9,209	12,000
110-20-215.45003_000	PG & E General	1,185	750	2,515	3,000
<i>Account Classification Total: UT - Utilities</i>		9,788	10,000	11,861	15,250
<i>VE - Vehicle Expenses</i>					
110-20-215.46020	Fleet Maintenance Labor	6,749	5,000	7,815	5,000
110-20-215.46025	Outside Contractor Labor	140	250	77	250
110-20-215.46031	Gas & Oil	6,051	8,400	2,718	8,400
110-20-215.46032	Vehicle & Small Equipment Maintenance Parts	385	500	897	500
110-20-215.46034	Vehicle Insurance	317	403	283	310
<i>Account Classification Total: VE - Vehicle Expenses</i>		13,642	14,553	11,789	14,460
<i>MI - Miscellaneous Expenses</i>					
110-20-215.47010	Bank Charges	1,269	1,500	624	2,000
110-20-215.47055	Cash Over/Short	20	0	(80)	0
110-20-215.47095_000	Training General/Travel	810	3,000	0	3,000
<i>Account Classification Total: MI - Miscellaneous Expenses</i>		2,099	4,500	544	5,000
<i>TO - Transfers Out</i>					
110-20-215.48001_083	Transfers Out To Fd 501 for I.T. Services	18,070	16,328	10,888	18,708
110-20-215.48001_085	Transfers Out To Fd 242 Network	265	358	358	292
110-20-215.48001_089	Transfers Out To Fd 242 Computer Replacement	0	0	0	52
<i>Account Classification Total: TO - Transfers Out</i>		18,335	16,686	11,246	19,052

**City of Turlock Proposed 23-24 Budget
Fund 110 General Fund - Division 215 Animal Services**

G/L Account Number	Account Description	FY 21-22 Actual	FY 22-23 Amended Budget	FY 22-23 Actual YTD at 4/15/23	FY 23-24 Proposed Budget
	Division Total: 215 - Animal Services	568,265	640,408	406,783	754,096
	Department Total: 20 - Police	568,265	640,408	406,783	754,096
	EXPENSES Total	568,265	640,408	406,783	754,096
Fund REVENUE	Total: 110 - General Fund	139,894	146,050	79,688	139,550
Fund EXPENSE	Total: 110 - General Fund	568,265	640,408	406,783	754,096
	Fund Total: 110 - General Fund	(428,371)	(494,358)	(327,095)	(614,546)

City of Turlock Proposed 23-24 Budget
Fund 110 General Fund - Division 220 Code Enforcement (to 210 - Field Operations)

G/L Account Number	Account Description	FY 21-22 Actual	FY 22-23 Amended Budget	FY 22-23 Actual YTD at 4/15/23	FY 23-24 Proposed Budget
Fund: 110 - General Fund					
Department: 20 - Police					
Division: 220 - Code Enforcement					
REVENUES					
<i>CH - Charges for Services</i>					
110-20-220.35061	Abandoned Vehicles	0	60,000	0	0
110-20-220.35062	Abatement Revenue	0	20,000	300	0
110-20-220.35063	Garage Sale Permits	0	4,000	1,580	0
<i>Account Classification Total: CH - Charges for Services</i>		0	84,000	1,880	0
Division Total: 220 - Code Enforcement		0	84,000	1,880	0
REVENUES		0	84,000	1,880	0
EXPENSES					
<i>SA - Salaries</i>					
110-20-220.41001	Full Time Salaries	9,633	121,368	10,021	0
110-20-220.41002_000	Part Time Help General	0	10,000	0	0
110-20-220.41050	Bilingual Pay	117	1,480	0	0
110-20-220.41052	Educational Incentive	100	1,200	0	0
110-20-220.41059	Continuous Service Pay	148	1,632	0	0
110-20-220.41100_001	Overtime Standard	0	6,000	0	0
<i>Account Classification Total: SA - Salaries</i>		9,999	141,680	10,021	0
<i>BE - Benefits</i>					
110-20-220.42001	Uniform Allowance	0	2,560	587	0
110-20-220.42002	Medical Dental Plan	3,572	38,578	828	0
110-20-220.42003	Vision Insurance	40	480	8	0
110-20-220.42004	Long Term Disability Insurance	100	1,265	42	0
110-20-220.42005	Life Insurance	30	397	13	0
110-20-220.42006	SUI	0	510	238	0
110-20-220.42007	Workers Comp Insurance	562	4,004	298	0
110-20-220.42008	City Liability Insurance	301	3,298	422	0
110-20-220.42009	PERS	4,771	22,609	1,591	0
110-20-220.42010	Medicare Tax	144	2,054	153	0
110-20-220.42011	Social Security	0	620	0	0
110-20-220.42012	Retiree Health Insurance	193	2,427	200	0
110-20-220.42013	Deferred Comp	48	607	0	0
110-20-220.42016	Employee Contrib To PERS	0	(11,542)	(537)	0
110-20-220.42019	PERS UAL (Unfunded Accrued Liability)	0	37,021	0	0
<i>Account Classification Total: BE - Benefits</i>		9,761	104,888	3,843	0
<i>CO - Contractual Services</i>					
110-20-220.43020	Car Wash	0	100	39	0
110-20-220.43066	Printer Maintenance	0	250	12	0
110-20-220.43125_013	Maintenance New World Software Maint	0	1,365	1,365	0
110-20-220.43155	Physicals, Shots & Psychological	0	500	219	0
110-20-220.43321	Nuisance Cleanup	0	5,000	0	0
<i>Account Classification Total: CO - Contractual Services</i>		0	7,215	1,635	0
<i>SU - Supplies and Maintenance</i>					
110-20-220.44001_000	Supplies General	0	2,000	536	0
110-20-220.44001_053	Supplies Program	0	500	209	0
110-20-220.44001_060	Supplies Graffiti Abatement	0	2,500	0	0
110-20-220.44001_061	Supplies Nuisance Abatement	0	12,000	0	0
110-20-220.44030_001	Minor Equipment Safety Equipment	0	100	0	0

City of Turlock Proposed 23-24 Budget
Fund 110 General Fund - Division 220 Code Enforcement (to 210 - Field Operations)

G/L Account Number	Account Description	FY 21-22 Actual	FY 22-23 Amended Budget	FY 22-23 Actual YTD at 4/15/23	FY 23-24 Proposed Budget
110-20-220.44030_011	Minor Equipment Capital-Code Enforcement	0	500	0	0
110-20-220.44040_000	Postage General	0	4,000	2,167	0
<i>Account Classification Total: SU - Supplies and Maintenance</i>		0	21,600	2,912	0
<i>UT - Utilities</i>					
110-20-220.45001_000	Telephone General	0	1,900	873	0
110-20-220.45001_002	Telephone Wireless/Tablet Service Plan	0	900	307	0
<i>Account Classification Total: UT - Utilities</i>		0	2,800	1,180	0
<i>VE - Vehicle Expenses</i>					
110-20-220.46020	Fleet Maintenance Labor	0	3,000	2,740	0
110-20-220.46025	Outside Contractor Labor	0	250	264	0
110-20-220.46031	Gas & Oil	0	7,200	3,404	0
110-20-220.46032	Vehicle & Small Equipment Maintenance Parts	0	1,000	28	0
110-20-220.46034	Vehicle Insurance	0	164	112	0
<i>Account Classification Total: VE - Vehicle Expenses</i>		0	11,614	6,548	0
<i>MI - Miscellaneous Expenses</i>					
110-20-220.47040_000	Dues Miscellaneous	0	250	100	0
110-20-220.47095_000	Training General/Travel	0	2,500	54	0
<i>Account Classification Total: MI - Miscellaneous Expenses</i>		0	2,750	154	0
<i>TO - Transfers Out</i>					
110-20-220.48001_083	Transfers Out To Fd 501 for I.T. Services	0	36,739	24,496	0
110-20-220.48001_085	Transfers Out To Fd 242 Network	0	164	164	0
<i>Account Classification Total: TO - Transfers Out</i>		0	36,903	24,660	0
Division Total: 220 - Code Enforcement		19,759	329,450	50,953	0
EXPENSES		19,759	329,450	50,953	0
REVENUES		0	84,000	1,880	0
EXPENSES		19,759	329,450	50,953	0
Division Total: 220 - Code Enforcement		(19,759)	(245,450)	(49,073)	0



CITY OF TURLOCK BUDGET FY 23-24

Turlock Fire Department

PURPOSE

The mission of the Turlock Fire Department is to protect the lives and property of residents and visitors to our community. This is accomplished through a combination of life/safety code enforcement, public education, highly trained personnel, and top quality apparatus and equipment. We are continuously seeking ways to deliver efficient, high-quality and cost-effective services to members of our community.

PROGRAMS

The Turlock Fire Department's mission is to protect life, property, and the environment for our community. We provide excellent customer service during our response to fires, medical emergencies and other emergency incidents, as well as in our delivery of fire prevention and community education services. We provide 24-hour emergency response out of four fire stations. Our administrative team supports operations, training, EMS, and fire prevention services, and we receive administrative oversight from Modesto Fire Department. We strongly support collaboration with allied agencies and our regionalized-approach to fire service delivery offers opportunity to enhance service levels in a cost effective manner.

GOALS AND OBJECTIVES

Turlock Fire's stated goal is to "protect your quality of life with pride and compassion." To accomplish this objective the department strives to maintain excellent incident response times and to quickly, safely, and efficiently mitigate emergencies. We expect our firefighters to always be professional, capable, and compassionate when dealing with citizens on what may very well be their worst day. The department accomplishes its mission while being fiscally responsible to the city and the taxpayers. Our goals and objectives are stated below.

- In cooperation with our regional fire service partners, we are continuously exploring ways to collaborate, become more efficient, and deliver excellent customer service. Through our administrative contract with Modesto Fire Department we are pursuing cost-effective ways to make best use of our resources and improve existing Department programs.
- We are committed to delivering high-quality fire protection services while remaining fiscally responsible. We will pursue grants and other alternative funding sources to make best use of the City's financial resources.
- Utilizing best practices as recommended from the Citygate Associates Operational Assessment for Turlock Fire Department, we will explore opportunities to deliver improved services.



CITY OF TURLOCK BUDGET FY 23-24

Turlock Fire Department

GOALS AND OBJECTIVES (CONT.)

- Develop a comprehensive health and wellness program with consideration for comprehensive annual physicals, access to public safety behavioral health specialists, fitness, nutrition, and holistic wellness to maintain work-life balance.
- Coordinate with the Building and Engineering departments to plan and budget for repair, upgrade, and/or replacement of aging fire stations to meet modern fire service delivery needs. Consideration shall be given for compliance with current building and fire codes, seismic standards, ADA compliance, gender access and privacy, and best practices for firefighter health, safety, and wellness.
- Provide for organizational stability and operational effectiveness by filling of all vacant positions. We continue to explore new ways to make most effective use of our personnel to deliver essential services.
- Using national best practices and findings from the Citygate Fire Services Master Plan, implement a planned fleet replacement program which is best suited for Turlock Fire Department's apparatus use needs. Based upon our fire apparatus fleets' type of use, apparatus age, mileage, reliability, and repair/maintenance costs, our fire apparatus should be kept in service for a total of 15 years, serving ten years as a frontline apparatus and then placed into reserve status for five additional years.

**City of Turlock Proposed 23-24 Budget
Fund 110 General Fund 300 Fire Services**

G/L Account Number	Account Description	FY 21-22 Actual	FY 22-23 Amended Budget	FY 22-23 Actual YTD at 4/15/23	FY 23-24 Proposed Budget
Fund: 110 - General Fund					
Department: 30 - Fire					
Division: 300 - Operations					
REVENUES					
<i>IG - Intergovernmental</i>					
110-30-300.34060	FEMA/OES Strike Team Reimbursement	186,103	450,000	80,691	200,000
<i>Account Classification Total: IG - Intergovernmental</i>		186,103	450,000	80,691	200,000
<i>CH - Charges for Services</i>					
110-30-300.35014_006	Salary Reimbursement Fire	1,513	2,000	1,112	2,000
110-30-300.35100	Fire Fees-Prevention	126,674	150,000	75,260	150,000
110-30-300.35103	AMR Reimbursement	0	5,000	0	0
110-30-300.35104	EMS Contract	113,513	100,000	90,610	120,000
110-30-300.37433	Salary Reimbursement from Cannabis	0	2,500	0	0
<i>Account Classification Total: CH - Charges for Services</i>		241,700	259,500	166,983	272,000
<i>OR - Other Revenues</i>					
110-30-300.37010_000	Miscellaneous General	290	500	15	500
<i>Account Classification Total: OR - Other Revenues</i>		290	500	15	500
<i>TI - Transfers In</i>					
110-30-300.38001_001	Transfers In BL&Prop172 Fire Share Trs Fd 116	50,000	50,000	33,336	50,000
110-30-300.38001_026	Transfers In Fr Fd 231 CFD #2 for Fire	254,695	256,000	0	274,800
110-30-300.38001_325	Transfers In from CARES Act Funds	220,544	0	0	0
110-30-300.38002_005	Transfers In-Measure A Fire Salaries & Benefits	473,824	0	0	0
110-30-300.38002_006	Transfers In-Measure A Fire Outside Contractor Labor	20,000	0	0	0
110-30-300.38002_008	Transfers In-Measure A Start Up Veh/Eq Fire Prev Insp	40,000	0	0	0
<i>Account Classification Total: TI - Transfers In</i>		1,059,064	306,000	33,336	324,800
Division Total: 300 - Operations		1,487,156	1,016,000	281,025	797,300
Department Total: 30 - Fire		1,487,156	1,016,000	281,025	797,300
REVENUES Total		1,487,156	1,016,000	281,025	797,300
EXPENSES					
<i>SA - Salaries</i>					
110-30-300.41001	Full Time Salaries	3,654,483	3,907,307	2,513,953	3,883,519
110-30-300.41002_000	Part Time Help General	96,202	0	32,703	50,000
110-30-300.41020_001	Fire Special Pay EMT Certificates	11,961	12,019	9,654	13,667
110-30-300.41020_002	Fire Special Pay Fitness Incentive	36,150	43,200	21,700	27,600
110-30-300.41020_003	Fire Special Pay FLSA Wages	96,963	92,471	65,214	80,358
110-30-300.41020_004	Fire Special Pay PFP	150,191	160,000	82,092	131,950
110-30-300.41020_005	Fire Special Pay Holiday Pay Out	3,287	15,000	3,245	15,000
110-30-300.41020_007	Fire Special Pay Management Certificate	5,980	6,009	4,827	6,833
110-30-300.41050	Bilingual Pay	9,531	7,200	3,800	6,000
110-30-300.41051	Confidential Pay	4,462	4,640	3,480	4,826
110-30-300.41052	Educational Incentive	38,850	38,400	27,650	38,400
110-30-300.41053	Sick Leave Conversion Pay	107,410	100,000	29,066	100,000
110-30-300.41054	Stand By Wages	103	0	60	0
110-30-300.41055	Vacation Conversion Pay	73,075	50,000	3,979	50,000
110-30-300.41056	Management Leave Conversion	9,433	10,000	0	10,000
110-30-300.41059	Continuous Service Pay	145,116	138,524	96,167	80,396
110-30-300.41100_001	Overtime Standard	1,514,147	950,000	909,532	1,000,000
110-30-300.41100_007	Overtime Department Business	28,205	30,000	11,252	30,000
110-30-300.41100_008	Overtime Fire Calls	2,959	2,000	894	2,000

**City of Turlock Proposed 23-24 Budget
Fund 110 General Fund 300 Fire Services**

G/L Account Number	Account Description	FY 21-22 Actual	FY 22-23 Amended Budget	FY 22-23 Actual YTD at 4/15/23	FY 23-24 Proposed Budget
110-30-300.41100_009	Overtime Investigations	3,168	2,000	7,466	20,000
110-30-300.41100_010	Overtime Training	2,937	40,000	12,516	40,000
110-30-300.41100_019	Overtime FEMA/OES StrikeTeam Reimbursable	200,638	420,000	34,216	180,000
110-30-300.41100_020	Overtime Firefighter Academy	4,231	20,000	2,888	20,000
110-30-300.49006	Salary Credits From Other Departments	(90)	0	0	0
110-30-300.49007	Salary Charges From Other Departments	3,092	0	0	0
<i>Account Classification Total: SA - Salaries</i>		6,202,482	6,048,770	3,876,351	5,790,549

BE - Benefits

110-30-300.42001	Uniform Allowance	50,843	51,760	45,281	50,660
110-30-300.42002	Medical Dental Plan	746,570	834,374	652,468	806,191
110-30-300.42003	Vision Insurance	7,954	8,904	5,359	8,662
110-30-300.42004	Long Term Disability Insurance	22,145	40,715	25,684	40,467
110-30-300.42005	Life Insurance	11,050	12,777	7,747	12,699
110-30-300.42006	SUI	12,666	10,968	11,736	11,139
110-30-300.42007	Workers Comp Insurance	259,955	123,310	80,829	119,137
110-30-300.42008	City Liability Insurance	242,655	143,049	90,810	138,383
110-30-300.42009	PERS	2,447,161	1,303,767	842,344	1,353,733
110-30-300.42010	Medicare Tax	89,653	87,562	55,331	83,963
110-30-300.42011	Social Security	0	0	0	3,100
110-30-300.42012	Retiree Health Insurance	212,601	230,003	145,693	227,209
110-30-300.42013	Deferred Comp	5,821	6,829	5,516	8,056
110-30-300.42014	Deferred Comp In Lieu	57,710	56,760	31,113	39,660
110-30-300.42016	Employee Contrib To PERS	(398,564)	(424,597)	(257,336)	(439,868)
110-30-300.42019	PERS UAL (Unfunded Accrued Liability)	0	1,322,103	880,936	1,291,680
<i>Account Classification Total: BE - Benefits</i>		3,768,220	3,808,284	2,623,511	3,754,871

CO - Contractual Services

110-30-300.43005_000	Alarm Monitoring General	588	650	668	1,575
110-30-300.43005_001	Alarm Monitoring Fire Station 1	795	1,000	947	1,200
110-30-300.43020	Car Wash	93	150	53	300
110-30-300.43040	Collection Service	0	100	0	100
110-30-300.43060_000	Contract Services General	126,554	462,413	122,544	685,527
110-30-300.43063	Fire Sprinkler & Suppression System	643	2,150	0	3,250
110-30-300.43064	Fire Extinguisher	(224)	1,000	816	3,050
110-30-300.43065	Copier Maintenance/Lease	782	2,250	257	2,500
110-30-300.43066	Printer Maintenance	2,926	3,000	936	3,500
110-30-300.43085	Fingerprinting	0	500	343	750
110-30-300.43115_000	Maint-Air & Heat General	8,089	9,000	1,570	10,100
110-30-300.43120_002	Building Maintenance Janitorial Services	7,468	8,000	6,545	10,000
110-30-300.43120_003	Building Maintenance Supplies	1,105	1,000	0	1,750
110-30-300.43120_005	Building Maintenance Repairs	0	0	0	5,000
110-30-300.43125_004	Maintenance Elevator/Inspection	0	0	0	950
110-30-300.43125_010	Maintenance Office/Computer Equip	700	1,000	0	1,000
110-30-300.43125_013	Maintenance New World Software Maint	5,197	5,455	5,453	5,729
110-30-300.43125_014	Maintenance Radio Maint/Repair	2,000	2,000	0	3,000
110-30-300.43125_017	Maintenance Wireless Antenna Maint/Repair	0	500	364	0
110-30-300.43125_025	Maintenance Generator Repair & Maintenance	1,330	1,000	0	4,000
110-30-300.43125_026	Maintenance Fire Station Maintenance	22,604	30,000	7,817	30,000
110-30-300.43125_034	Maintenance Fire Station Alerting	15,382	15,500	0	15,500
110-30-300.43140	Pagers	152	150	127	0

**City of Turlock Proposed 23-24 Budget
Fund 110 General Fund 300 Fire Services**

G/L Account Number	Account Description	FY 21-22 Actual	FY 22-23 Amended Budget	FY 22-23 Actual YTD at 4/15/23	FY 23-24 Proposed Budget
110-30-300.43150	Pest Control	2,554	2,500	1,861	3,000
110-30-300.43155	Physicals, Shots & Psychological	58,725	56,000	30,908	45,525
110-30-300.43240	Fire Equip Maint Supplies/Replacement	7,574	4,000	7,798	4,000
110-30-300.43241	Fire Plan Checks/Inspections	19,592	50,000	15,228	40,000
110-30-300.43243	OES-Civil Defense	0	4,700	0	0
110-30-300.43244	Safety Clothing Repairs	9,367	10,000	10,376	13,000
110-30-300.43245	Self Contained Breathing Apparatus (SCBA) Maintenance	1,324	1,000	545	8,000
<i>Account Classification Total: CO - Contractual Services</i>		295,319	675,018	215,155	902,306
<i>SU - Supplies and Maintenance</i>					
110-30-300.44001_000	Supplies General	13,058	10,450	6,488	15,050
110-30-300.44001_031	Supplies Badges	220	1,500	996	1,750
110-30-300.44001_080	Supplies AED	241	0	0	0
110-30-300.44001_083	Supplies Buildings & Grounds	13,296	15,000	5,394	15,500
110-30-300.44001_085	Supplies Public Education	651	0	0	0
110-30-300.44001_086	Supplies Engines	2,601	7,000	3,379	7,000
110-30-300.44001_087	Supplies Fitness	2,043	3,500	43	4,000
110-30-300.44001_088	Supplies Hazardous Materials	380	1,500	0	2,000
110-30-300.44001_089	Supplies Mapping	81	0	0	0
110-30-300.44001_090	Supplies Emergency Medical	8,450	7,900	5,640	9,900
110-30-300.44001_091	Supplies Prevention Bureau	469	10,600	4,201	13,500
110-30-300.44001_092	Supplies Rescue Systems	710	2,000	1,163	2,000
110-30-300.44001_094	Supplies Training	7,356	13,000	4,967	13,000
110-30-300.44001_095	Supplies Wildland	815	1,500	0	2,000
110-30-300.44001_096	Supplies Honor Guard	271	1,000	0	1,500
110-30-300.44001_097	Supplies Wildland Boots	1,356	4,000	1,750	5,500
110-30-300.44001_264	Supplies Department Functions/Ceremonies	725	750	2,323	3,925
110-30-300.44005_001	Chemicals Suppression Agents	0	6,500	6,445	7,500
110-30-300.44010_001	Computer Software Maintenance	171	708	0	1,900
110-30-300.44030_000	Minor Equipment Miscellaneous	4,100	6,000	4,448	16,000
110-30-300.44030_004	Minor Equipment Fire Station	1,101	26,000	1,282	7,500
110-30-300.44030_005	Minor Equipment Office	781	4,500	491	4,700
110-30-300.44030_014	Minor Equipment Self Contained Breathing Apparat	3,256	5,000	1,541	16,000
110-30-300.44030_015	Minor Equipment Fire Hose Replacement	1,699	12,000	0	14,000
110-30-300.44030_016	Minor Equipment Station Furniture Replacement	1,710	1,500	758	2,300
110-30-300.44030_017	Minor Equipment Radio Equipment	25	62,000	288	62,000
110-30-300.44030_018	Minor Equipment Nozzles	0	24,500	0	0
110-30-300.44030_019	Minor Equipment Safety Clothing	47,166	83,000	56,227	95,000
110-30-300.44030_020	Minor Equipment Arson Investigation Equipment	483	500	0	5,000
110-30-300.44030_027	Minor Equipment New Recruit Safety Gear	43,482	0	0	0
110-30-300.44030_070	Minor Equipment Rescue Equipment	0	0	0	18,500
110-30-300.44040_000	Postage General	581	800	331	800
<i>Account Classification Total: SU - Supplies and Maintenance</i>		157,278	312,708	108,153	347,825
<i>UT - Utilities</i>					
110-30-300.45001_000	Telephone General	16,441	18,000	11,489	7,500
110-30-300.45001_002	Telephone Wireless/Tablet Service Plan	1,638	2,000	3,499	32,400
110-30-300.45001_003	Telephone Fire Engine Cell Phones	961	2,500	703	3,300
110-30-300.45002_000	Turlock Irrigation District General	37,555	44,000	30,192	47,000
110-30-300.45003_000	PG & E General	16,491	16,000	15,846	20,000
110-30-300.45015	Cable Services	251	200	382	500

**City of Turlock Proposed 23-24 Budget
Fund 110 General Fund 300 Fire Services**

G/L Account Number	Account Description	FY 21-22 Actual	FY 22-23 Amended Budget	FY 22-23 Actual YTD at 4/15/23	FY 23-24 Proposed Budget
110-30-300.45018	City Water/Sewer	0	8,050	0	0
	<i>Account Classification Total: UT - Utilities</i>	73,338	90,750	62,110	110,700
<i>VE - Vehicle Expenses</i>					
110-30-300.46020	Fleet Maintenance Labor	11,012	5,000	7,307	9,000
110-30-300.46025	Outside Contractor Labor	126,861	150,000	57,419	180,000
110-30-300.46030_000	CNG General	263	100	85	300
110-30-300.46031	Gas & Oil	82,123	79,800	69,310	85,000
110-30-300.46032	Vehicle & Small Equipment Maintenance Parts	13,921	15,000	13,020	18,000
110-30-300.46033	Tires & Tubes	9,680	8,000	3,715	9,000
110-30-300.46034	Vehicle Insurance	7,833	10,044	7,379	8,700
	<i>Account Classification Total: VE - Vehicle Expenses</i>	251,692	267,944	158,235	310,000
<i>MI - Miscellaneous Expenses</i>					
110-30-300.47015	Books & Subscriptions	3,580	6,800	0	1,200
110-30-300.47040_000	Dues Miscellaneous	228	1,000	0	1,000
110-30-300.47065	Professional Development	400	3,000	600	1,700
110-30-300.47080	Shoe Allowance	25	0	24	25
110-30-300.47081	Educational Assistance Program Reimbursement	928	2,000	1,850	2,000
110-30-300.47090	Testing & Recruitment	1,026	1,000	0	4,000
110-30-300.47095_000	Training General/Travel	5,991	20,000	4,204	20,000
110-30-300.47095_004	Training Arson Investigation	0	1,500	854	3,800
110-30-300.47095_005	Training Cal Fire Prevention Institute	0	1,200	685	4,200
110-30-300.47109	Fire Prevention Inspector Start Up Costs	3,553	40,000	35,776	0
110-30-300.47120	Emergency Operations Center	0	500	0	2,500
110-30-300.47553	FEMA/OES Strike Team Reimbursable (non- personnel)	6,683	5,000	0	7,000
	<i>Account Classification Total: MI - Miscellaneous Expenses</i>	22,413	82,000	43,992	47,425
<i>BD - Bad Debt</i>					
110-30-300.47012	Bad Debt Expense	(85)	0	0	0
	<i>Account Classification Total: BD - Bad Debt</i>	(85)	0	0	0
<i>TO - Transfers Out</i>					
110-30-300.48001_012	Transfers Out To Fd 501 Info Tech-GIS	0	50,838	0	64,235
110-30-300.48001_083	Transfers Out To Fd 501 for I.T. Services	208,256	224,923	149,952	257,702
110-30-300.48001_085	Transfers Out To Fd 242 Network	1,863	2,520	2,520	2,684
110-30-300.48001_090	Transfers Out For Vehicle & Equip Replace	0	250,000	250,000	450,000
110-30-300.48001_092	Transfers Out To Fd240 Fire Safety Cloth&Equip	0	200,000	200,000	446,000
110-30-300.48001_296	Transfers Out Fire Ventilation Prop	11,623	0	0	0
	<i>Account Classification Total: TO - Transfers Out</i>	221,742	728,281	602,472	1,220,621
Division Total: 300 - Operations		10,992,400	12,013,755	7,689,979	12,484,297
Department Total: 30 - Fire		10,992,400	12,013,755	7,689,979	12,484,297
EXPENSES Total		10,992,400	12,013,755	7,689,979	12,484,297
Fund REVENUE	Total: 110 - General Fund	1,487,156	1,016,000	281,025	797,300
Fund EXPENSE	Total: 110 - General Fund	10,992,400	12,013,755	7,689,979	12,484,297
Fund Total: 110 - General Fund		(9,505,244)	(10,997,755)	(7,408,954)	(11,686,997)

City of Turlock Proposed 23-24 Budget
Fund 110 General Fund - Division 220 Code Enforcement (to 210 - Field Operations)

G/L Account Number	Account Description	FY 21-22 Actual	FY 22-23 Amended Budget	FY 22-23 Actual YTD at 4/15/23	FY 23-24 Proposed Budget
Fund: 110 - General Fund					
Department: 30 - Fire					
Division: 220 - Code Enforcement					
REVENUES					
<i>CH - Charges for Services</i>					
110-30-220.35061	Abandoned Vehicles	38,494	0	0	0
110-30-220.35062	Abatement Revenue	210	0	0	0
110-30-220.35063	Garage Sale Permits	2,659	0	0	0
<i>Account Classification Total: CH - Charges for Services</i>		41,363	0	0	0
<i>OR - Other Revenues</i>					
110-30-220.37010_000	Miscellaneous General	515	0	0	0
110-30-220.37030	Sale of Property	8,300	0	0	0
<i>Account Classification Total: OR - Other Revenues</i>		8,815	0	0	0
Division Total: 220 - Code Enforcement		50,178	0	0	0
Department Total: 30 - Fire		50,178	0	0	0
REVENUES Total		50,178	0	0	0
EXPENSES					
<i>SA - Salaries</i>					
110-30-220.41001	Full Time Salaries	163,952	0	0	0
110-30-220.41002_000	Part Time Help General	1,127	0	0	0
110-30-220.41050	Bilingual Pay	1,292	0	0	0
110-30-220.41052	Educational Incentive	2,000	0	0	0
110-30-220.41053	Sick Leave Conversion Pay	569	0	0	0
110-30-220.41059	Continuous Service Pay	1,554	0	0	0
110-30-220.41100_001	Overtime Standard	5,972	0	0	0
110-30-220.49007	Salary Charges From Other Departments	15,567	0	0	0
<i>Account Classification Total: SA - Salaries</i>		192,033	0	0	0
<i>BE - Benefits</i>					
110-30-220.42001	Uniform Allowance	3,690	0	0	0
110-30-220.42002	Medical Dental Plan	58,045	0	0	0
110-30-220.42003	Vision Insurance	650	0	0	0
110-30-220.42004	Long Term Disability Insurance	996	0	0	0
110-30-220.42005	Life Insurance	505	0	0	0
110-30-220.42006	SUI	716	0	0	0
110-30-220.42007	Workers Comp Insurance	7,020	0	0	0
110-30-220.42008	City Liability Insurance	5,257	0	0	0
110-30-220.42009	PERS	82,526	0	0	0
110-30-220.42010	Medicare Tax	2,575	0	0	0
110-30-220.42011	Social Security	70	0	0	0
110-30-220.42012	Retiree Health Insurance	3,279	0	0	0
110-30-220.42013	Deferred Comp	820	0	0	0
110-30-220.42016	Employee Contrib To PERS	(15,866)	0	0	0
<i>Account Classification Total: BE - Benefits</i>		150,284	0	0	0
<i>CO - Contractual Services</i>					
110-30-220.43020	Car Wash	14	0	0	0
110-30-220.43066	Printer Maintenance	71	0	0	0
110-30-220.43125_013	Maintenance New World Software Maint	1,300	0	0	0
110-30-220.43155	Physicals, Shots & Psychological	348	0	0	0
<i>Account Classification Total: CO - Contractual Services</i>		1,733	0	0	0

City of Turlock Proposed 23-24 Budget
Fund 110 General Fund - Division 220 Code Enforcement (to 210 - Field Operations)

G/L Account Number	Account Description	FY 21-22 Actual	FY 22-23 Amended Budget	FY 22-23 Actual YTD at 4/15/23	FY 23-24 Proposed Budget
<i>SU - Supplies and Maintenance</i>					
110-30-220.44001_000	Supplies General	2,498	0	0	0
110-30-220.44001_053	Supplies Program	0	0	0	0
110-30-220.44001_060	Supplies Graffiti Abatement	322	0	0	0
110-30-220.44040_000	Postage General	2,095	0	0	0
<i>Account Classification Total: SU - Supplies and Maintenance</i>		4,915	0	0	0
<i>UT - Utilities</i>					
110-30-220.45001_000	Telephone General	2,477	0	0	0
<i>Account Classification Total: UT - Utilities</i>		2,477	0	0	0
<i>VE - Vehicle Expenses</i>					
110-30-220.46020	Fleet Maintenance Labor	1,015	0	0	0
110-30-220.46025	Outside Contractor Labor	40	0	0	0
110-30-220.46031	Gas & Oil	5,515	0	0	0
110-30-220.46032	Vehicle & Small Equipment Maintenance Parts	188	0	0	0
110-30-220.46034	Vehicle Insurance	130	0	0	0
<i>Account Classification Total: VE - Vehicle Expenses</i>		6,888	0	0	0
<i>MI - Miscellaneous Expenses</i>					
110-30-220.47040_000	Dues Miscellaneous	190	0	0	0
110-30-220.47095_000	Training General/Travel	1,200	0	0	0
<i>Account Classification Total: MI - Miscellaneous Expenses</i>		1,390	0	0	0
<i>TO - Transfers Out</i>					
110-30-220.48001_083	Transfers Out To Fd 501 for I.T. Services	13,552	0	0	0
110-30-220.48001_085	Transfers Out To Fd 242 Network	121	0	0	0
<i>Account Classification Total: TO - Transfers Out</i>		13,673	0	0	0
Division Total: 220 - Code Enforcement		373,394	0	0	0
Department Total: 30 - Fire		373,394	0	0	0
EXPENSES Total		373,394	0	0	0
REVENUES		50,178	0	0	0
EXPENSES		373,394	0	0	0
Department Total: 30 - Fire		(323,217)	0	0	0



CITY OF TURLOCK BUDGET FY 23-24

Planning Division

PURPOSE

The Planning Division has three principal responsibilities:

- Prepare, maintain and implement the City's General Plan, Specific Plans, Master Plans, and other types of plans
- Conduct environmental reviews of public and private projects under the California Environmental Quality Act (CEQA) and National Environmental Policy Act (NEPA)
- Administer the City's Zoning and Subdivision Ordinances including the review of land use, development, and subdivision projects for compliance with applicable policies, regulations, and standards

The Planning Division provides professional planning services and support to the City Council and Planning Commission and information on zoning and development matters to the public. The Division also provides technical support on a variety of planning and environmental studies for other departments within the City.

PROGRAMS

Most of the time and resources of the Planning Division are committed to reviewing and processing applications for various approvals and permits required by the Municipal Code or State law. To facilitate this process, the Planning Division manages a no-cost predevelopment process to give applicants early feedback on their projects and help them understand the process, time schedules, and costs. The Planning Division also prepares Specific Plans or Master Plans to plan areas proposed for annexation consistent with the City's Area-wide Planning Policy and works on General Plan and Code amendments and special studies to meet State requirements or at the direction of the City Council.

The Division handles most of the environmental review needs of the City and manages the annexation of new residential projects to Community Facilities District No. 2 (an additional tax to pay for services). Providing information to the public and other City staff is a significant part of the Planning Division's ongoing information program. Maintaining records, maps, and updating information is also a part of the Division's service to the public.

Planning permit fees are expected to pay approximately 18% of the cost of the Planning Division. The Division has also been awarded a grant for certain General Plan implementation actions such as the development a Neo-traditional neighborhood overlay zone, Graduated Density standards, and an update to the second dwelling unit Ordinance and will be applying for a grant to help fund the upcoming Housing Element update. The balance is paid for by the City's General Fund.



CITY OF TURLOCK BUDGET FY 23-24

Planning Division

GOALS AND OBJECTIVES

- Adopt updates to the Zoning Ordinance
 - Provide outstanding customer service
 - Adoption of a Traditional Neighborhood and/or Graduated Density overlay district for neighborhoods developed before 1930
- Adopt Housing Element

**City of Turlock Proposed 23-24 Budget
Fund 110 General Fund 400 Planning**

G/L Account Number	Account Description	FY 21-22 Actual	FY 22-23 Amended Budget	FY 22-23 Actual YTD at 4/15/23	FY 23-24 Proposed Budget
Fund: 110 - General Fund					
Department: 40 - Development Services					
Division: 400 - Planning					
REVENUES					
<i>LI - Licenses & Permits</i>					
110-40-400.31040	Home Occupation Permits	11,016	8,000	7,056	8,000
110-40-400.31041	Residential Parking Permits	0	30	15	30
<i>Account Classification Total: LI - Licenses & Permits</i>		11,016	8,030	7,071	8,030
<i>CH - Charges for Services</i>					
110-40-400.35150	Zoning & Subdivision Fees	98,128	80,000	61,671	80,000
110-40-400.35151	Encroachment Permit Revenue	2,267	700	1,378	1,700
110-40-400.35152	Environmental Pro-Mitigation	15,470	12,000	3,185	12,000
110-40-400.35154	Building Plan Review	32,807	27,000	19,242	27,000
110-40-400.37433	Salary Reimbursement from Cannabis	0	2,000	0	10,000
<i>Account Classification Total: CH - Charges for Services</i>		148,672	121,700	85,476	130,700
<i>OR - Other Revenues</i>					
110-40-400.37009	Credit Card Revenue for Permits-DSD	16,446	10,000	10,500	10,000
110-40-400.37010_000	Miscellaneous General	0	50	0	50
110-40-400.37415	Reimbursement from Housing - NEPA	307	150	0	150
110-40-400.37419	Reimbursement from Fd 305 Devel Cap Proj Review	0	500	0	500
110-40-400.37421	CIP Annual Report to Planning from Engineering	0	1,000	0	0
110-40-400.37428	Reimbursement from Dev Engr Maps	13,130	5,000	4,056	5,000
110-40-400.37030	Sale of Property	2,950	0	0	0
<i>Account Classification Total: OR - Other Revenues</i>		32,832	16,700	14,556	15,700
<i>TI - Transfers In</i>					
110-40-400.38001_037	Transfers In Fr Fund 240 Records Management	20,000	20,000	13,336	25,000
110-40-400.38001_068	Transfers In Fr 502 CIP Annual Report fr Eng	1,000	1,000	1,000	1,000
110-40-400.38002_012	Transfers In-Measure A Admin/Other GF Salaries/Benefits	0	173,415	8,063	0
<i>Account Classification Total: TI - Transfers In</i>		21,000	194,415	22,399	26,000
Division Total: 400 - Planning		213,520	340,845	129,502	180,430
Department Total: 40 - Development Services		213,520	340,845	129,502	180,430
REVENUES Total		213,520	340,845	129,502	180,430
EXPENSES					
<i>SA - Salaries</i>					
110-40-400.41001	Full Time Salaries	358,543	463,094	210,050	411,484
110-40-400.41002_000	Part Time Help General	0	12,000	0	37,000
110-40-400.41052	Educational Incentive	2,920	2,014	1,570	2,286
110-40-400.41053	Sick Leave Conversion Pay	2,248	2,000	0	2,000
110-40-400.41055	Vacation Conversion Pay	5,511	5,500	1,166	5,500
110-40-400.41056	Management Leave Conversion	860	1,500	0	1,500
110-40-400.41059	Continuous Service Pay	11,299	10,202	7,457	6,077
110-40-400.41100_001	Overtime Standard	0	1,000	465	1,000
<i>Account Classification Total: SA - Salaries</i>		381,382	497,310	220,708	466,847
<i>BE - Benefits</i>					
110-40-400.42002	Medical Dental Plan	65,156	103,238	40,812	75,663
110-40-400.42003	Vision Insurance	678	1,320	268	864
110-40-400.42004	Long Term Disability Insurance	2,167	5,259	2,287	4,200
110-40-400.42005	Life Insurance	1,078	1,650	691	1,318
110-40-400.42006	SUI	1,166	1,350	922	1,197

**City of Turlock Proposed 23-24 Budget
Fund 110 General Fund 400 Planning**

G/L Account Number	Account Description	FY 21-22 Actual	FY 22-23 Amended Budget	FY 22-23 Actual YTD at 4/15/23	FY 23-24 Proposed Budget
110-40-400.42007	Workers Comp Insurance	1,998	1,845	749	1,357
110-40-400.42008	City Liability Insurance	11,019	9,368	4,073	8,015
110-40-400.42009	PERS	178,726	89,813	39,391	75,829
110-40-400.42010	Medicare Tax	5,495	7,936	3,367	6,769
110-40-400.42011	Social Security	427	1,265	334	2,815
110-40-400.42012	Retiree Health Insurance	8,328	12,033	5,119	8,976
110-40-400.42013	Deferred Comp	5,313	7,266	3,764	5,129
110-40-400.42014	Deferred Comp In Lieu	4,655	2,850	2,138	2,850
110-40-400.42016	Employee Contrib To PERS	(32,684)	(46,522)	(17,807)	(37,030)
110-40-400.42019	PERS UAL (Unfunded Accrued Liability)	0	101,807	67,872	70,785
	<i>Account Classification Total: BE - Benefits</i>	253,522	300,478	153,978	228,737
<i>CO - Contractual Services</i>					
110-40-400.43020	Car Wash	11	75	4	75
110-40-400.43035_000	City Hall Shared Costs-Contract Services Shared Costs	7,600	10,528	3,724	10,717
110-40-400.43060_000	Contract Services General	0	50,000	10,057	50,000
110-40-400.43065	Copier Maintenance/Lease	2,295	3,500	1,969	3,500
110-40-400.43066	Printer Maintenance	1,400	2,800	754	2,800
110-40-400.43085	Fingerprinting	96	100	0	100
110-40-400.43155	Physicals, Shots & Psychological	427	300	185	300
	<i>Account Classification Total: CO - Contractual Services</i>	11,828	67,303	16,692	67,492
<i>SU - Supplies and Maintenance</i>					
110-40-400.44001_000	Supplies General	2,214	5,500	1,098	6,000
110-40-400.44001_256	Supplies Computer	0	1,000	0	1,000
110-40-400.44010_001	Computer Software Maintenance	250	2,413	126	2,413
110-40-400.44035	Photo Copies	0	2,000	(39)	2,100
110-40-400.44040_000	Postage General	1,646	6,500	3,171	7,000
	<i>Account Classification Total: SU - Supplies and Maintenance</i>	4,109	17,413	4,356	18,513
<i>UT - Utilities</i>					
110-40-400.45001_000	Telephone General	783	600	305	900
110-40-400.45001_002	Telephone Wireless/Tablet Service Plan	354	1,000	667	1,000
110-40-400.45004	City Hall Shared Costs - Utilities	3,302	4,206	1,949	4,058
	<i>Account Classification Total: UT - Utilities</i>	4,439	5,806	2,921	5,958
<i>VE - Vehicle Expenses</i>					
110-40-400.46000	Auto Allowance	250	1,200	900	1,200
110-40-400.46020	Fleet Maintenance Labor	812	2,500	507	2,500
110-40-400.46025	Outside Contractor Labor	0	1,000	37	1,000
110-40-400.46031	Gas & Oil	89	100	43	200
110-40-400.46032	Vehicle & Small Equipment Maintenance Parts	506	500	55	500
110-40-400.46034	Vehicle Insurance	3	3	3	5
	<i>Account Classification Total: VE - Vehicle Expenses</i>	1,660	5,303	1,545	5,405
<i>MI - Miscellaneous Expenses</i>					
110-40-400.47005	Advertising	2,290	6,800	1,063	7,000
110-40-400.47009	Credit Card Charges for Permits-DSD	13,510	10,000	7,263	10,000
110-40-400.47010	Bank Charges	0	500	0	0
110-40-400.47015	Books & Subscriptions	1,755	2,500	1,097	2,500
110-40-400.47040_000	Dues Miscellaneous	0	200	0	200
110-40-400.47040_001	Dues StanCOG	5,383	5,500	5,207	5,500
110-40-400.47050	Meetings	110	400	20	200
110-40-400.47065	Professional Development	300	720	0	350

**City of Turlock Proposed 23-24 Budget
Fund 110 General Fund 400 Planning**

G/L Account Number	Account Description	FY 21-22 Actual	FY 22-23 Amended Budget	FY 22-23 Actual YTD at 4/15/23	FY 23-24 Proposed Budget
110-40-400.47081	Educational Assistance Program Reimbursement	0	1,000	0	1,000
110-40-400.47089	Environmental Filing Fees	0	5,000	57	5,000
110-40-400.47090	Testing & Recruitment	0	3,500	6,721	7,000
110-40-400.47095_000	Training General/Travel	535	8,000	574	12,000
<i>Account Classification Total: MI - Miscellaneous Expenses</i>		23,883	44,120	22,001	50,750
<i>BD - Bad Debt</i>					
110-40-400.47012	Bad Debt Expense	(64)	1,500	0	0
<i>Account Classification Total: BD - Bad Debt</i>		(64)	1,500	0	0
<i>TO - Transfers Out</i>					
110-40-400.48001_012	Transfers Out To Fd 501 Info Tech-GIS	0	33,892	0	42,823
110-40-400.48001_083	Transfers Out To Fd 501 for I.T. Services	18,748	22,452	14,968	25,723
110-40-400.48001_085	Transfers Out To Fd 242 Network	200	271	271	265
110-40-400.48001_089	Transfers Out To Fd 242 Computer Replacement	2,113	1,540	1,540	2,299
110-40-400.48001_246	Transfers Out General Fund Admin	38,471	56,086	37,392	60,624
110-40-400.48001_247	Transfers Out Asset Replacement	5,000	5,000	5,000	5,000
<i>Account Classification Total: TO - Transfers Out</i>		64,532	119,241	59,171	136,734
Division Total: 400 - Planning		745,291	1,058,474	481,373	980,436
Department Total: 40 - Development Services		745,291	1,058,474	481,373	980,436
EXPENSES Total		745,291	1,058,474	481,373	980,436
Fund REVENUE Total: 110 - General Fund		213,520	340,845	129,502	180,430
Fund EXPENSE Total: 110 - General Fund		745,291	1,058,474	481,373	980,436
Fund Total: 110 - General Fund		(531,771)	(717,629)	(351,870)	(800,006)



CITY OF TURLOCK BUDGET FY 23-24

Division 500 Public Facilities

PURPOSE

The Public Works Facilities Maintenance Division oversees the maintenance of all the government-owned public buildings and adjacent landscape areas. This area also provides support during facility rentals and special events.

GOALS AND OBJECTIVES

- Provide safe and well-maintained facilities for the community, recreation programs and City of Turlock employees.
- Provide support to facility users during City and private events.
- Conduct routine safety inspections of the facilities, making any necessary repairs.
- Effectively manage watering restrictions at our facilities and monitor impacts to prevent the loss of trees.

**City of Turlock Proposed 23-24 Budget
Fund 110 General Fund 500 Public Facilities**

G/L Account Number	Account Description	FY 21-22 Actual	FY 22-23 Amended Budget	FY 22-23 Actual YTD at 4/15/23	FY 23-24 Proposed Budget
Fund: 110 - General Fund					
Department: 50 - Municipal Services					
Division: 500 - Public Facilities					
REVENUES					
<i>CH - Charges for Services</i>					
110-50-500.35014_005	Salary Reimbursement Buildings	431	0	0	0
<i>Account Classification Total: CH - Charges for Services</i>		431	0	0	0
<i>TI - Transfers In</i>					
110-50-500.38001_078	Transfers In Fr 110-61-620 Rec for Public Fac	25,000	25,000	25,000	0
110-50-500.38002_007	Transfers In-Measure A Public Facilities Sal & Ben	0	83,358	39,995	0
110-50-500.38003_001	Transfers In-ARPA Maintenance Wkr Sal & Ben	26,229	90,450	67,556	0
<i>Account Classification Total: TI - Transfers In</i>		51,229	198,808	132,551	0
Division Total: 500 - Public Facilities		51,660	198,808	132,551	0
Department Total: 50 - Municipal Services		51,660	198,808	132,551	0
REVENUES Total		51,660	198,808	132,551	0
EXPENSES					
<i>SA - Salaries</i>					
110-50-500.41001	Full Time Salaries	100,180	209,082	140,345	117,631
110-50-500.41002_000	Part Time Help General	51,692	67,000	32,767	67,000
110-50-500.41002_005	Part Time Help Clerical	1,250	1,297	1,414	1,600
110-50-500.41050	Bilingual Pay	61	290	389	0
110-50-500.41051	Confidential Pay	0	0	87	0
110-50-500.41052	Educational Incentive	0	0	30	0
110-50-500.41053	Sick Leave Conversion Pay	929	0	994	1,000
110-50-500.41054	Stand By Wages	1,677	1,500	231	1,500
110-50-500.41055	Vacation Conversion Pay	0	1,000	0	1,000
110-50-500.41059	Continuous Service Pay	3,244	5,074	3,421	3,368
110-50-500.41100_001	Overtime Standard	1,112	4,000	990	4,000
110-50-500.49006	Salary Credits From Other Departments	(47,642)	0	0	0
110-50-500.49007	Salary Charges From Other Departments	52,331	0	0	0
<i>Account Classification Total: SA - Salaries</i>		164,833	289,243	180,668	197,099
<i>BE - Benefits</i>					
110-50-500.42002	Medical Dental Plan	33,354	61,724	42,362	23,730
110-50-500.42003	Vision Insurance	374	768	285	140
110-50-500.42004	Long Term Disability Insurance	606	2,179	1,454	1,226
110-50-500.42005	Life Insurance	300	684	439	385
110-50-500.42006	SUI	752	1,057	787	626
110-50-500.42007	Workers Comp Insurance	8,157	6,365	3,497	5,406
110-50-500.42008	City Liability Insurance	7,788	7,713	5,157	5,070
110-50-500.42009	PERS	50,898	38,329	24,334	22,410
110-50-500.42010	Medicare Tax	2,279	4,026	2,335	2,683
110-50-500.42011	Social Security	3,275	3,614	2,037	4,253
110-50-500.42012	Retiree Health Insurance	2,019	4,593	3,031	2,353
110-50-500.42013	Deferred Comp	796	2,846	916	962
110-50-500.42014	Deferred Comp In Lieu	0	0	4,940	5,700
110-50-500.42016	Employee Contrib To PERS	(9,483)	(20,225)	(11,535)	(14,469)
110-50-500.42019	PERS UAL (Unfunded Accrued Liability)	0	59,233	39,488	25,954
<i>Account Classification Total: BE - Benefits</i>		101,115	172,906	119,524	86,429

**City of Turlock Proposed 23-24 Budget
Fund 110 General Fund 500 Public Facilities**

G/L Account Number	Account Description	FY 21-22 Actual	FY 22-23 Amended Budget	FY 22-23 Actual YTD at 4/15/23	FY 23-24 Proposed Budget
<i>CO - Contractual Services</i>					
110-50-500.43020	Car Wash	7	25	4	25
110-50-500.43063	Fire Sprinkler & Suppression System	554	750	350	750
110-50-500.43064	Fire Extinguisher	478	300	0	300
110-50-500.43065	Copier Maintenance/Lease	0	0	36	550
110-50-500.43077	Tree Trimming	10,000	10,000	9,938	20,000
110-50-500.43110	Laundry & Linen Service	0	0	0	2,000
110-50-500.43115_000	Maint-Air & Heat General	1,024	1,000	180	1,000
110-50-500.43115_001	Maint-Air & Heat Columbia Center	627	3,000	476	3,000
110-50-500.43115_004	Maint-Air & Heat Rube Boesch	1,027	500	286	1,000
110-50-500.43115_005	Maint-Air & Heat Senior Center	720	2,000	1,447	2,000
110-50-500.43120_005	Building Maintenance Repairs	1,724	3,276	1,214	3,000
110-50-500.43125_037	Maintenance MMS Subscription	0	1,270	1,352	2,252
110-50-500.43150	Pest Control	1,453	1,500	1,090	1,500
110-50-500.43155	Physicals, Shots & Psychological	558	1,000	587	1,000
<i>Account Classification Total: CO - Contractual Services</i>		18,172	24,621	16,959	38,377
<i>SU - Supplies and Maintenance</i>					
110-50-500.44001_000	Supplies General	13,042	17,250	8,760	27,200
110-50-500.44001_101	Supplies Safety	227	575	0	0
110-50-500.44001_102	Supplies Senior Center	1,727	4,025	1,528	0
110-50-500.44001_104	Supplies Fixtures	92	575	0	0
110-50-500.44001_258	Supplies Small Equipment Parts	153	575	27	0
110-50-500.44030_000	Minor Equipment Miscellaneous	1,089	1,150	20	0
<i>Account Classification Total: SU - Supplies and Maintenance</i>		16,330	24,150	10,335	27,200
<i>UT - Utilities</i>					
110-50-500.45001_000	Telephone General	0	0	44	40
110-50-500.45001_002	Telephone Wireless/Tablet Service Plan	0	0	321	500
110-50-500.45002_000	Turlock Irrigation District General	1,345	2,000	1,054	2,000
110-50-500.45002_003	Turlock Irrigation District Columbia Center	2,578	4,050	3,074	4,050
110-50-500.45002_004	Turlock Irrigation District Senior Center	5,498	7,500	5,349	7,500
110-50-500.45002_006	Turlock Irrigation District Yth Ctr/Girl Sct Hut/Rube Boesch	3,101	2,500	2,535	2,500
110-50-500.45002_011	Turlock Irrigation District Armory Building	1,157	1,100	893	1,100
110-50-500.45003_001	PG & E Columbia Center	197	300	164	300
110-50-500.45003_002	PG & E Senior Center	2,982	3,000	4,641	6,000
110-50-500.45003_004	PG & E Yth Ctr/Girl Sct Hut/Rube Boesch	1,081	2,000	1,374	2,000
110-50-500.45007_001	Internet Access Senior Center	0	1,000	466	1,200
110-50-500.45007_002	Internet Access Marty Yerby	0	0	0	1,200
110-50-500.45007_003	Internet Access Rube Boesch	0	0	0	2,000
<i>Account Classification Total: UT - Utilities</i>		17,939	23,450	19,916	30,390
<i>VE - Vehicle Expenses</i>					
110-50-500.46000	Auto Allowance	25	240	90	0
110-50-500.46010	Equipment Rental	0	2,500	163	2,500
110-50-500.46020	Fleet Maintenance Labor	3,626	2,500	2,639	2,500
110-50-500.46025	Outside Contractor Labor	37	1,000	629	1,000
110-50-500.46031	Gas & Oil	5,308	5,750	3,343	5,750
110-50-500.46032	Vehicle & Small Equipment Maintenance Parts	1,784	1,150	1,749	1,150
110-50-500.46034	Vehicle Insurance	2	2	2	5
<i>Account Classification Total: VE - Vehicle Expenses</i>		10,782	13,142	8,615	12,905

**City of Turlock Proposed 23-24 Budget
Fund 110 General Fund 500 Public Facilities**

G/L Account Number	Account Description	FY 21-22 Actual	FY 22-23 Amended Budget	FY 22-23 Actual YTD at 4/15/23	FY 23-24 Proposed Budget
<i>MI - Miscellaneous Expenses</i>					
110-50-500.47080	Shoe Allowance	389	550	592	600
110-50-500.47081	Educational Assistance Program Reimbursement	200	1,000	0	1,000
110-50-500.47090	Testing & Recruitment	925	250	66	250
110-50-500.47095_000	Training General/Travel	1,481	1,800	1,414	1,800
<i>Account Classification Total: MI - Miscellaneous Expenses</i>		2,995	3,600	2,072	3,650
<i>TO - Transfers Out</i>					
110-50-500.48001_083	Transfers Out To Fd 501 for I.T. Services	9,035	18,778	12,520	21,748
110-50-500.48001_085	Transfers Out To Fd 242 Network	75	102	102	197
<i>Account Classification Total: TO - Transfers Out</i>		9,110	18,880	12,622	21,945
Division Total: 500 - Public Facilities		341,276	569,992	370,711	417,995
Department Total: 50 - Municipal Services		341,276	569,992	370,711	417,995
EXPENSES Total		341,276	569,992	370,711	417,995
Fund REVENUE Total: 110 - General Fund		51,660	198,808	132,551	0
Fund EXPENSE Total: 110 - General Fund		341,276	569,992	370,711	417,995
Fund Total: 110 - General Fund		(289,616)	(371,184)	(238,159)	(417,995)



CITY OF TURLOCK BUDGET FY 23-24

Division 600 Park Maintenance

PURPOSE

The Public Works Parks Division oversees the operation, maintenance, safety, and design of all parks, playgrounds, water features, skate park, and other associated amenities. This area also provides support to our picnic area rentals during park season.

GOALS AND OBJECTIVES

- Provide safe, well designed and attractively maintained park facilities for the citizens of Turlock to enjoy recreation activities and socialize.
- Effectively manage watering restrictions at our parks and monitor impacts to prevent the loss of trees.
- Conduct routine safety inspections of all playground and areas and take the necessary steps to mitigate any identified hazards.
- Promote the value and importance of our urban forest through the Annual Arbor Day and Go Green Week Tree Planting events.
- Involve individuals, local businesses, civic organizations and community organizations in the beautification and maintenance of Turlock's parks through volunteerism, donations and sponsorships through the Adopt-A-Park Program.

**City of Turlock Proposed 23-24 Budget
Fund 110 General Fund 600 Parks Maintenance**

G/L Account Number	Account Description	FY 21-22 Actual	FY 22-23 Amended Budget	FY 22-23 Actual YTD at 4/15/23	FY 23-24 Proposed Budget
Fund: 110 - General Fund					
Department: 60 - Parks					
Division: 600 - Maintenance					
REVENUES					
<i>CH - Charges for Services</i>					
110-60-600.35014_004	Salary Reimbursement Parks	13,051	10,000	5,708	0
110-60-600.35156	Plan Review	1,449	2,000	1,008	2,000
<i>Account Classification Total: CH - Charges for Services</i>		14,500	12,000	6,716	2,000
<i>TI - Transfers In</i>					
110-60-600.38001_027	Transfers In Fr Fd 231 CFD #2 for Parks	88,164	88,600	0	95,100
110-60-600.38001_159	Transfers In Airport Support	0	8,700	0	10,000
110-60-600.38002_007	Transfers In-Measure A Public Facilities Sal & Ben	29,173	0	0	0
110-60-600.38002_013	Transfers In-Measure A Parks & Rec Salaries & Benefits	21,003	112,773	52,965	0
110-60-600.38003_001	Transfers In-ARPA Maintenance Wkr Sal & Ben	71,231	183,856	92,749	0
<i>Account Classification Total: TI - Transfers In</i>		209,571	393,929	145,714	105,100
Division Total: 600 - Maintenance		224,072	405,929	152,430	107,100
Department Total: 60 - Parks		224,072	405,929	152,430	107,100
REVENUES Total		224,072	405,929	152,430	107,100

EXPENSES

SA - Salaries

110-60-600.41001	Full Time Salaries	329,159	382,153	241,734	253,221
110-60-600.41002_000	Part Time Help General	14,662	27,500	23,750	40,000
110-60-600.41002_005	Part Time Help Clerical	1,134	1,320	1,434	1,600
110-60-600.41002_013	Part Time Help Seasonal	16,118	25,850	10,400	32,000
110-60-600.41050	Bilingual Pay	1,400	1,923	1,420	1,396
110-60-600.41051	Confidential Pay	0	0	175	0
110-60-600.41052	Educational Incentive	1,225	0	60	0
110-60-600.41053	Sick Leave Conversion Pay	4,741	4,500	1,757	4,500
110-60-600.41054	Stand By Wages	2,751	4,000	1,521	4,000
110-60-600.41055	Vacation Conversion Pay	3,806	2,600	194	2,600
110-60-600.41056	Management Leave Conversion	0	1,200	0	1,200
110-60-600.41059	Continuous Service Pay	6,178	5,938	3,758	3,368
110-60-600.41100_001	Overtime Standard	863	3,000	1,075	3,000
110-60-600.41300_011	Salary/Benefit Transfer from FD 270-ASES Grant	(10,357)	0	0	0
110-60-600.49006	Salary Credits From Other Departments	(204,950)	0	0	0
110-60-600.49007	Salary Charges From Other Departments	235,230	0	0	0
<i>Account Classification Total: SA - Salaries</i>		401,961	459,984	287,278	346,885

BE - Benefits

110-60-600.42002	Medical Dental Plan	112,041	133,093	80,305	67,998
110-60-600.42003	Vision Insurance	1,246	1,656	624	691
110-60-600.42004	Long Term Disability Insurance	1,954	4,191	2,397	2,639
110-60-600.42005	Life Insurance	976	1,315	728	828
110-60-600.42006	SUI	2,323	2,163	1,795	1,530
110-60-600.42007	Workers Comp Insurance	17,298	11,453	5,899	9,616
110-60-600.42008	City Liability Insurance	19,060	14,424	8,414	10,550
110-60-600.42009	PERS	164,162	70,400	41,320	48,485
110-60-600.42010	Medicare Tax	5,463	6,623	3,778	4,680
110-60-600.42011	Social Security	1,939	3,390	2,001	4,563
110-60-600.42012	Retiree Health Insurance	7,230	8,650	5,136	5,064

**City of Turlock Proposed 23-24 Budget
Fund 110 General Fund 600 Parks Maintenance**

G/L Account Number	Account Description	FY 21-22 Actual	FY 22-23 Amended Budget	FY 22-23 Actual YTD at 4/15/23	FY 23-24 Proposed Budget
110-60-600.42013	Deferred Comp	3,110	4,309	1,227	1,640
110-60-600.42014	Deferred Comp In Lieu	751	0	1,615	5,700
110-60-600.42016	Employee Contrib To PERS	(30,867)	(36,929)	(19,530)	(23,255)
110-60-600.42019	PERS UAL (Unfunded Accrued Liability)	0	127,721	84,373	66,066
<i>Account Classification Total: BE - Benefits</i>		306,688	352,459	220,082	206,795
<i>CO - Contractual Services</i>					
110-60-600.43020	Car Wash	0	120	0	120
110-60-600.43065	Copier Maintenance/Lease	231	450	443	550
110-60-600.43066	Printer Maintenance	506	800	180	800
110-60-600.43077	Tree Trimming	9,996	10,000	9,875	15,000
110-60-600.43110	Laundry & Linen Service	1,549	2,500	1,086	2,500
110-60-600.43115_000	Maint-Air & Heat General	0	500	0	500
110-60-600.43125_012	Maintenance Vandalism	2,490	3,000	1,343	3,000
110-60-600.43125_014	Maintenance Radio Maint/Repair	0	500	0	3,000
110-60-600.43125_037	Maintenance MMS Subscription	0	2,540	2,703	4,502
110-60-600.43150	Pest Control	1,633	2,000	1,225	2,000
110-60-600.43153	Gopher Control	0	30,000	0	30,000
110-60-600.43155	Physicals, Shots & Psychological	2,554	2,500	1,232	2,500
110-60-600.43228_001	Radio System Maint Motorola System	3,128	3,174	3,174	3,223
110-60-600.43228_002	Radio System Maint Delta System/Subscriber	5,577	5,588	4,119	2,796
110-60-600.43228_004	Radio System Maint Microwave Maint (Nokia/Delta)	0	458	0	0
<i>Account Classification Total: CO - Contractual Services</i>		27,664	64,130	25,380	70,491
<i>SU - Supplies and Maintenance</i>					
110-60-600.44001_000	Supplies General	54,731	84,900	71,747	72,000
110-60-600.44001_101	Supplies Safety	685	1,725	391	2,200
110-60-600.44001_136	Supplies Signs	0	1,150	0	1,150
110-60-600.44005_010	Chemicals Fertilizers	61	2,300	1,000	2,300
110-60-600.44030_000	Minor Equipment Miscellaneous	461	1,150	102	1,500
110-60-600.44030_002	Minor Equipment Tools	780	1,150	0	1,500
<i>Account Classification Total: SU - Supplies and Maintenance</i>		56,718	92,375	73,240	80,650
<i>UT - Utilities</i>					
110-60-600.45001_000	Telephone General	676	300	119	300
110-60-600.45001_002	Telephone Wireless/Tablet Service Plan	0	900	1,036	1,500
110-60-600.45002_000	Turlock Irrigation District General	18,617	36,000	13,952	36,000
110-60-600.45018	City Water/Sewer	0	139,800	0	0
<i>Account Classification Total: UT - Utilities</i>		19,293	177,000	15,107	37,800
<i>VE - Vehicle Expenses</i>					
110-60-600.46000	Auto Allowance	763	480	180	0
110-60-600.46010	Equipment Rental	23,250	81,000	77,394	96,000
110-60-600.46020	Fleet Maintenance Labor	10,069	35,000	13,600	35,000
110-60-600.46025	Outside Contractor Labor	959	5,000	1,823	5,000
110-60-600.46030_000	CNG General	0	3,000	0	3,000
110-60-600.46031	Gas & Oil	38,854	39,450	30,803	39,450
110-60-600.46032	Vehicle & Small Equipment Maintenance Parts	29,435	28,750	15,749	28,750
110-60-600.46034	Vehicle Insurance	1,901	2,804	1,947	2,500
<i>Account Classification Total: VE - Vehicle Expenses</i>		105,231	195,484	141,496	209,700
<i>MI - Miscellaneous Expenses</i>					
110-60-600.47065	Professional Development	700	700	0	0
110-60-600.47080	Shoe Allowance	1,925	2,250	1,214	2,250

**City of Turlock Proposed 23-24 Budget
Fund 110 General Fund 600 Parks Maintenance**

G/L Account Number	Account Description	FY 21-22 Actual	FY 22-23 Amended Budget	FY 22-23 Actual YTD at 4/15/23	FY 23-24 Proposed Budget
110-60-600.47081	Educational Assistance Program Reimbursement	0	1,000	0	1,000
110-60-600.47090	Testing & Recruitment	859	250	0	250
110-60-600.47095_000	Training General/Travel	2,821	2,800	240	2,800
110-60-600.47302	Administrative Investigations	0	3,000	0	3,000
<i>Account Classification Total: MI - Miscellaneous Expenses</i>		6,305	10,000	1,454	9,300
<i>TO - Transfers Out</i>					
110-60-600.48001_012	Transfers Out To Fd 501 Info Tech-GIS	0	33,892	0	42,823
110-60-600.48001_083	Transfers Out To Fd 501 for I.T. Services	20,690	31,840	21,224	36,948
110-60-600.48001_085	Transfers Out To Fd 242 Network	165	223	223	335
110-60-600.48001_090	Transfers Out For Vehicle & Equip Replace	48,748	48,748	48,748	48,748
<i>Account Classification Total: TO - Transfers Out</i>		69,603	114,703	70,195	128,854
Division Total: 600 - Maintenance		993,463	1,466,135	834,233	1,090,475
Department Total: 60 - Parks		993,463	1,466,135	834,233	1,090,475
EXPENSES Total		993,463	1,466,135	834,233	1,090,475
Fund REVENUE Total: 110 - General Fund		224,072	405,929	152,430	107,100
Fund EXPENSE Total: 110 - General Fund		993,463	1,466,135	834,233	1,090,475
Fund Total: 110 - General Fund		(769,391)	(1,060,206)	(681,803)	(983,375)



CITY OF TURLOCK BUDGET FY 23-24

Fund 110 Recreation Admin, Programs, Sports, Aquatics, Youth

PURPOSE

The Public Works Recreation Division invests in the quality of life by building social infrastructure and enhancing economic development. Families and individuals of all ages have the opportunity to enhance their lives by participating in sports activities, aquatics, arts, community events, social/educational activities, and a wide range of enrichment classes. The Recreation Division also coordinates and implements programs for the Police Activities League (PAL), as well as acts as the liaison to the Turlock City Parks, Arts and Recreation Commission, Turlock Downtown Property Owners Association and the Turlock Municipal Airport.

GOALS AND OBJECTIVES

- Provide excellent recreation, sports, arts, aquatics, community events, social/educational activities which promote youth enrichment, supports family relationships, and provides a safe deterrent to negative behaviors and crime.
- Develop ongoing community partnerships, collaborations, and sponsorships which will result in enhanced programming and services to the community as well as leveraging City resources. Collaborate with local businesses to implement community events such as our annual Turlock Downtown Christmas Parade and the Turkey Trot Fun Run.
- Support efforts which promote tourism and enhance the local business community.
- Provide Youth and Senior Recreation scholarships to assist underserved populations who do not have the ability to pay for fee based programs and activities.
- Provide staff support to community groups such as the Teen Advisory Council, the Parks, Arts and Recreation Commission, and the Turlock Municipal Airport.
- Promote the usage of the Pedretti Sports Complex and Gemperle Fields at Turlock-Stanislaus Regional Sports Complex, resulting in economic benefits through increases in transient occupancy and sales tax.

**City of Turlock Proposed 23-24 Budget
Fund 110 General Fund 620 Parks, Recreation & PFM**

G/L Account Number	Account Description	FY 21-22 Actual	FY 22-23 Amended Budget	FY 22-23 Actual YTD at 4/15/23	FY 23-24 Proposed Budget
Fund: 110 - General Fund					
Department: 61 - Recreation					
Division: 620 - Recreation Administration					
REVENUES					
<i>CH - Charges for Services</i>					
110-61-620.35063	Garage Sale Permits	7,976	11,000	4,740	5,000
110-61-620.35700	Annual Participation Fee	47,997	60,000	18,047	25,000
110-61-620.35702	PLAY Annual Registration	23,595	0	0	0
110-61-620.35710	Promotional Activity	(105)	1,000	0	0
110-61-620.37064	Facility Rentals - Insurance	0	0	750	0
<i>Account Classification Total: CH - Charges for Services</i>		79,464	72,000	23,537	30,000
<i>OR - Other Revenues</i>					
110-61-620.37010_000	Miscellaneous General	0	1,000	0	0
110-61-620.37070	Cancellation/No Show Fees	8	500	32	500
110-61-620.37060_002	Sports Facilities Rental Revenue Alloc	7,946	8,000	5,522	0
110-61-620.37062	Park Reservations	12,412	15,800	5,708	16,000
110-61-620.37063_002	Building Rentals Rube Boesch Center	0	2,000	0	2,000
110-61-620.37063_003	Building Rentals Senior Center	6,890	10,000	13,575	11,000
<i>Account Classification Total: OR - Other Revenues</i>		27,256	37,300	24,837	29,500
<i>TI - Transfers In</i>					
110-61-620.38002_013	Transfers In-Measure A Parks & Rec Salaries & Benefits	0	360,370	234,936	0
<i>Account Classification Total: TI - Transfers In</i>		0	360,370	234,936	0
Division Total: 620 - Recreation Administration		106,720	469,670	283,310	59,500
Department Total: 61 - Recreation		106,720	469,670	283,310	59,500
REVENUES Total		106,720	469,670	283,310	59,500
EXPENSES					
<i>SA - Salaries</i>					
110-61-620.41001	Full Time Salaries	159,451	235,442	162,251	0
110-61-620.41002_000	Part Time Help General	224	0	1,703	0
110-61-620.41002_005	Part Time Help Clerical	16,627	26,500	11,241	30,000
110-61-620.41050	Bilingual Pay	2,262	2,273	1,799	0
110-61-620.41051	Confidential Pay	0	0	87	0
110-61-620.41052	Educational Incentive	1,395	1,800	1,380	0
110-61-620.41053	Sick Leave Conversion Pay	3,194	2,400	2,332	0
110-61-620.41054	Stand By Wages	521	600	0	0
110-61-620.41055	Vacation Conversion Pay	2,200	2,000	0	0
110-61-620.41059	Continuous Service Pay	4,204	5,964	4,495	0
110-61-620.41100_001	Overtime Standard	164	1,000	0	0
110-61-620.41300_011	Salary/Benefit Transfer from FD 270-ASES Grant	(21,940)	0	(25,364)	0
<i>Account Classification Total: SA - Salaries</i>		168,300	277,979	159,924	30,000
<i>BE - Benefits</i>					
110-61-620.42002	Medical Dental Plan	29,920	35,771	29,552	0
110-61-620.42003	Vision Insurance	318	516	202	0
110-61-620.42004	Long Term Disability Insurance	993	2,453	1,689	0
110-61-620.42005	Life Insurance	494	770	510	0
110-61-620.42006	SUI	560	835	526	102
110-61-620.42007	Workers Comp Insurance	4,774	699	741	72
110-61-620.42008	City Liability Insurance	6,054	6,724	3,274	532
110-61-620.42009	PERS	80,196	43,410	28,664	0
110-61-620.42010	Medicare Tax	2,341	4,031	2,629	435

**City of Turlock Proposed 23-24 Budget
Fund 110 General Fund 620 Parks, Recreation & PFM**

G/L Account Number	Account Description	FY 21-22 Actual	FY 22-23 Amended Budget	FY 22-23 Actual YTD at 4/15/23	FY 23-24 Proposed Budget
110-61-620.42011	Social Security	1,065	1,023	706	1,860
110-61-620.42012	Retiree Health Insurance	3,876	6,154	4,186	0
110-61-620.42013	Deferred Comp	2,295	4,263	2,644	0
110-61-620.42014	Deferred Comp In Lieu	1,563	5,700	4,275	0
110-61-620.42016	Employee Contrib To PERS	(14,991)	(22,993)	(13,402)	0
110-61-620.42019	PERS UAL (Unfunded Accrued Liability)	0	39,797	26,528	0
	<i>Account Classification Total: BE - Benefits</i>	119,460	129,153	92,724	3,001
<i>CO - Contractual Services</i>					
110-61-620.43020	Car Wash	60	100	18	100
110-61-620.43035_000	City Hall Shared Costs-Contract Services Shared Costs	3,951	5,820	1,824	5,840
110-61-620.43060_000	Contract Services General	0	800	0	800
110-61-620.43064	Fire Extinguisher	156	250	0	250
110-61-620.43065	Copier Maintenance/Lease	2,301	4,000	2,075	3,000
110-61-620.43066	Printer Maintenance	1,223	1,500	895	1,500
110-61-620.43100_007	Insurance Abuse & Molestation	0	0	0	5,159
110-61-620.43115_003	Maint-Air & Heat Recreation Building	660	1,500	600	1,500
110-61-620.43125_013	Maintenance New World Software Maint	220	231	231	243
110-61-620.43150	Pest Control	1,020	1,020	705	1,020
110-61-620.43155	Physicals, Shots & Psychological	0	500	185	500
110-61-620.43175	Transaction Fees-Credit Card	147	200	110	300
	<i>Account Classification Total: CO - Contractual Services</i>	9,738	15,921	6,643	20,212
<i>SU - Supplies and Maintenance</i>					
110-61-620.44001_000	Supplies General	4,660	3,500	1,844	4,000
110-61-620.44001_100	Supplies Recreation Building	49	1,000	0	1,100
110-61-620.44001_155	Supplies Promotional Activity	144	2,000	418	2,000
110-61-620.44010_001	Computer Software Maintenance	20	498	25	500
110-61-620.44010_009	Computer Rec Mgmt Software Maintenance	13,941	13,146	13,146	13,146
110-61-620.44035	Photo Copies	0	120	0	0
110-61-620.44040_000	Postage General	646	3,000	339	2,000
	<i>Account Classification Total: SU - Supplies and Maintenance</i>	19,460	23,264	15,772	22,746
<i>UT - Utilities</i>					
110-61-620.45001_000	Telephone General	2,115	4,500	396	1,000
110-61-620.45001_002	Telephone Wireless/Tablet Service Plan	3,061	5,100	1,412	2,000
110-61-620.45002_000	Turlock Irrigation District General	2,890	4,000	2,213	4,000
110-61-620.45002_007	Turlock Irrigation District Recreation Building	3,069	3,500	2,123	3,500
110-61-620.45003_005	PG & E Recreation Building	724	850	1,054	1,500
110-61-620.45004	City Hall Shared Costs - Utilities	98	148	48	140
	<i>Account Classification Total: UT - Utilities</i>	11,957	18,098	7,246	12,140
<i>VE - Vehicle Expenses</i>					
110-61-620.46000	Auto Allowance	25	240	90	0
110-61-620.46020	Fleet Maintenance Labor	3,146	2,000	2,537	2,000
110-61-620.46025	Outside Contractor Labor	0	100	82	100
110-61-620.46031	Gas & Oil	4,276	4,300	3,146	5,000
110-61-620.46032	Vehicle & Small Equipment Maintenance Parts	318	700	1,249	1,500
110-61-620.46034	Vehicle Insurance	213	270	28	30
	<i>Account Classification Total: VE - Vehicle Expenses</i>	7,978	7,610	7,132	8,630
<i>MI - Miscellaneous Expenses</i>					
110-61-620.47010	Bank Charges	17,523	16,000	12,978	23,000
110-61-620.47040_000	Dues Miscellaneous	170	200	0	200

**City of Turlock Proposed 23-24 Budget
Fund 110 General Fund 620 Parks, Recreation & PFM**

G/L Account Number	Account Description	FY 21-22 Actual	FY 22-23 Amended Budget	FY 22-23 Actual YTD at 4/15/23	FY 23-24 Proposed Budget
110-61-620.47055	Cash Over/Short	0	50	0	50
110-61-620.47065	Professional Development	1,200	660	1,300	0
110-61-620.47080	Shoe Allowance	68	100	0	100
110-61-620.47081	Educational Assistance Program Reimbursement	0	1,000	0	1,000
110-61-620.47305	Music Licensing	1,614	1,800	779	2,000
<i>Account Classification Total: MI - Miscellaneous Expenses</i>		20,575	19,810	15,057	26,350
<i>TO - Transfers Out</i>					
110-61-620.48001_078	Transfers Out To 110-50-500 for Public Fac	25,000	25,000	25,000	0
110-61-620.48001_083	Transfers Out To Fd 501 for I.T. Services	16,714	20,819	13,880	24,086
110-61-620.48001_085	Transfers Out To Fd 242 Network	143	193	193	219
110-61-620.48001_089	Transfers Out To Fd 242 Computer Replacement	0	2,829	2,829	2,571
110-61-620.48001_090	Transfers Out For Vehicle & Equip Replace	7,204	7,204	7,204	7,204
<i>Account Classification Total: TO - Transfers Out</i>		49,061	56,045	49,106	34,080
Division Total: 620 - Recreation Administration		406,529	547,880	353,604	157,159
Department Total: 61 - Recreation		406,529	547,880	353,604	157,159
EXPENSES Total		406,529	547,880	353,604	157,159
Fund REVENUE Total: 110 - General Fund		106,720	469,670	283,310	59,500
Fund EXPENSE Total: 110 - General Fund		406,529	547,880	353,604	157,159
Fund Total: 110 - General Fund		(299,809)	(78,210)	(70,294)	(97,659)

**City of Turlock Proposed 23-24 Budget
Fund 110 General Fund 622 Recreation - Programs/Events**

G/L Account Number	Account Description	FY 21-22 Actual	FY 22-23 Amended Budget	FY 22-23 Actual YTD at 4/15/23	FY 23-24 Proposed Budget
Fund: 110 - General Fund					
Department: 61 - Recreation					
Division: 622 - Programs/Events					
REVENUES					
Program: 002 - Christmas Parade					
<i>CH - Charges for Services</i>					
110-61-622-002.35720	Revenue	6,775	12,000	10,795	12,000
<i>Account Classification Total: CH - Charges for Services</i>		6,775	12,000	10,795	12,000
Program Total: 002 - Christmas Parade		6,775	12,000	10,795	12,000
Program: 003 - Self Defense Class					
<i>CH - Charges for Services</i>					
110-61-622-003.35720	Revenue	15,269	18,000	16,451	20,000
<i>Account Classification Total: CH - Charges for Services</i>		15,269	18,000	16,451	20,000
Program Total: 003 - Self Defense Class		15,269	18,000	16,451	20,000
Program: 004 - Dance, Etc. Program					
<i>CH - Charges for Services</i>					
110-61-622-004.35720	Revenue	0	22,000	13,427	22,000
<i>Account Classification Total: CH - Charges for Services</i>		0	22,000	13,427	22,000
Program Total: 004 - Dance, Etc. Program		0	22,000	13,427	22,000
Program: 005 - Instructional Classes					
<i>CH - Charges for Services</i>					
110-61-622-005.35720	Revenue	0	20,000	0	20,000
<i>Account Classification Total: CH - Charges for Services</i>		0	20,000	0	20,000
Program Total: 005 - Instructional Classes		0	20,000	0	20,000
Program: 006 - Babysitting Class					
<i>CH - Charges for Services</i>					
110-61-622-006.35720	Revenue	0	1,000	165	0
<i>Account Classification Total: CH - Charges for Services</i>		0	1,000	165	0
Program Total: 006 - Babysitting Class		0	1,000	165	0
Program: 007 - Specialty Events					
<i>CH - Charges for Services</i>					
110-61-622-007.35720	Revenue	0	2,500	0	47,350
<i>Account Classification Total: CH - Charges for Services</i>		0	2,500	0	47,350
Program Total: 007 - Specialty Events		0	2,500	0	47,350
Program: 013 - Bounce House					
<i>CH - Charges for Services</i>					
110-61-622-013.35720	Revenue	595	900	212	900
<i>Account Classification Total: CH - Charges for Services</i>		595	900	212	900
Program Total: 013 - Bounce House		595	900	212	900
Division Total: 622 - Programs/Events		22,639	76,400	41,050	122,250
Department Total: 61 - Recreation		22,639	76,400	41,050	122,250
REVENUES Total		22,639	76,400	41,050	122,250

EXPENSES

Program: 002 - Christmas Parade					
<i>SA - Salaries</i>					
110-61-622-002.41002_000	Part Time Help General	448	700	428	850
<i>Account Classification Total: SA - Salaries</i>		448	700	428	850
<i>BE - Benefits</i>					
110-61-622-002.42006	SUI	2	0	0	0
110-61-622-002.42007	Workers Comp Insurance	5	4	2	5
110-61-622-002.42008	City Liability Insurance	13	12	8	15

**City of Turlock Proposed 23-24 Budget
Fund 110 General Fund 622 Recreation - Programs/Events**

G/L Account Number	Account Description	FY 21-22 Actual	FY 22-23 Amended Budget	FY 22-23 Actual YTD at 4/15/23	FY 23-24 Proposed Budget
110-61-622-002.42010	Medicare Tax	6	10	6	12
110-61-622-002.42011	Social Security	28	43	27	53
	<i>Account Classification Total: BE - Benefits</i>	54	69	43	85
<i>SU - Supplies and Maintenance</i>					
110-61-622-002.44055	Recreation Supplies	3,537	7,000	4,576	7,000
	<i>Account Classification Total: SU - Supplies and Maintenance</i>	3,537	7,000	4,576	7,000
Program Total: 002 - Christmas Parade		4,039	7,769	5,047	7,935
Program: 003 - Self Defense Class					
<i>CO - Contractual Services</i>					
110-61-622-003.43727	Turlock Youth Self Defense	9,058	11,000	7,829	12,000
	<i>Account Classification Total: CO - Contractual Services</i>	9,058	11,000	7,829	12,000
Program Total: 003 - Self Defense Class		9,058	11,000	7,829	12,000
Program: 004 - Dance, Etc. Program					
<i>SA - Salaries</i>					
110-61-622-004.41002_000	Part Time Help General	0	7,000	1,486	7,000
	<i>Account Classification Total: SA - Salaries</i>	0	7,000	1,486	7,000
<i>BE - Benefits</i>					
110-61-622-004.42006	SUI	0	0	5	0
110-61-622-004.42007	Workers Comp Insurance	0	38	8	38
110-61-622-004.42008	City Liability Insurance	0	124	26	124
110-61-622-004.42010	Medicare Tax	0	102	22	102
110-61-622-004.42011	Social Security	0	434	92	434
	<i>Account Classification Total: BE - Benefits</i>	0	698	153	698
<i>CO - Contractual Services</i>					
110-61-622-004.43161	Facility Rent	0	7,000	2,500	8,000
	<i>Account Classification Total: CO - Contractual Services</i>	0	7,000	2,500	8,000
Program Total: 004 - Dance, Etc. Program		0	14,698	4,139	15,698
Program: 005 - Instructional Classes					
<i>SA - Salaries</i>					
110-61-622-005.41002_000	Part Time Help General	0	6,000	0	10,000
	<i>Account Classification Total: SA - Salaries</i>	0	6,000	0	10,000
<i>BE - Benefits</i>					
110-61-622-005.42007	Workers Comp Insurance	0	32	0	54
110-61-622-005.42008	City Liability Insurance	0	106	0	177
110-61-622-005.42010	Medicare Tax	0	87	0	145
110-61-622-005.42011	Social Security	0	372	0	620
	<i>Account Classification Total: BE - Benefits</i>	0	597	0	996
<i>SU - Supplies and Maintenance</i>					
110-61-622-005.44055	Recreation Supplies	0	6,000	0	6,000
	<i>Account Classification Total: SU - Supplies and Maintenance</i>	0	6,000	0	6,000
Program Total: 005 - Instructional Classes		0	12,597	0	16,996
Program: 006 - Babysitting Class					
<i>SA - Salaries</i>					
110-61-622-006.41002_000	Part Time Help General	0	500	72	0
	<i>Account Classification Total: SA - Salaries</i>	0	500	72	0
<i>BE - Benefits</i>					
110-61-622-006.42006	SUI	0	0	0	0
110-61-622-006.42007	Workers Comp Insurance	0	3	0	0
110-61-622-006.42008	City Liability Insurance	0	9	1	0
110-61-622-006.42010	Medicare Tax	0	7	1	0
110-61-622-006.42011	Social Security	0	31	4	0

**City of Turlock Proposed 23-24 Budget
Fund 110 General Fund 622 Recreation - Programs/Events**

G/L Account Number	Account Description	FY 21-22 Actual	FY 22-23 Amended Budget	FY 22-23 Actual YTD at 4/15/23	FY 23-24 Proposed Budget
<i>Account Classification Total: BE - Benefits</i>		0	50	7	0
<i>SU - Supplies and Maintenance</i>					
110-61-622-006.44055	Recreation Supplies	0	180	13	0
<i>Account Classification Total: SU - Supplies and Maintenance</i>		0	180	13	0
Program Total: 006 - Babysitting Class		0	730	92	0
Program: 007 - Specialty Events					
<i>SA - Salaries</i>					
110-61-622-007.41002_000	Part Time Help General	224	1,000	271	10,240
<i>Account Classification Total: SA - Salaries</i>		224	1,000	271	10,240
<i>BE - Benefits</i>					
110-61-622-007.42006	SUI	0	0	5	0
110-61-622-007.42007	Workers Comp Insurance	2	5	1	55
110-61-622-007.42008	City Liability Insurance	7	18	5	181
110-61-622-007.42010	Medicare Tax	3	15	4	148
110-61-622-007.42011	Social Security	14	62	17	635
<i>Account Classification Total: BE - Benefits</i>		26	100	32	1,019
<i>SU - Supplies and Maintenance</i>					
110-61-622-007.44055	Recreation Supplies	0	1,200	0	21,110
<i>Account Classification Total: SU - Supplies and Maintenance</i>		0	1,200	0	21,110
Program Total: 007 - Specialty Events		250	2,300	302	32,369
Program: 014 - Community Outreach Fairs					
<i>SU - Supplies and Maintenance</i>					
110-61-622-014.44055	Recreation Supplies	86	500	0	0
<i>Account Classification Total: SU - Supplies and Maintenance</i>		86	500	0	0
Program Total: 014 - Community Outreach Fairs		86	500	0	0
Division Total: 622 - Programs/Events		13,433	49,594	17,409	84,998
Department Total: 61 - Recreation		13,433	49,594	17,409	84,998
EXPENSES Total		13,433	49,594	17,409	84,998
Fund REVENUE Total: 110 - General Fund		22,639	76,400	41,050	122,250
Fund EXPENSE Total: 110 - General Fund		13,433	49,594	17,409	84,998
Fund Total: 110 - General Fund		9,206	26,806	23,641	37,252

**City of Turlock Proposed 23-24 Budget
Fund 110 General Fund 624 Recreation - Sports**

G/L Account Number	Account Description	FY 21-22 Actual	FY 22-23 Amended Budget	FY 22-23 Actual YTD at 4/15/23	FY 23-24 Proposed Budget
Fund: 110 - General Fund					
Department: 61 - Recreation					
REVENUES					
Division: 624 - Sports					
<i>TI - Transfers In</i>					
110-61-624.38002_013	Transfers In-Measure A Parks & Rec Salaries & Benefits	0	144,032	0	0
<i>Account Classification Total: TI - Transfers In</i>		0	144,032	0	0
Program: 050 - Basketball, Youth-Turlock					
<i>CH - Charges for Services</i>					
110-61-624-050.35720	Revenue	0	20,000	0	0
<i>Account Classification Total: CH - Charges for Services</i>		0	20,000	0	0
Program Total: 050 - Basketball, Youth-Turlock		0	20,000	0	0
Program: 051 - Pee Wee					
<i>CH - Charges for Services</i>					
110-61-624-051.35720	Revenue	5,710	20,000	0	0
<i>Account Classification Total: CH - Charges for Services</i>		5,710	20,000	0	0
Program Total: 051 - Pee Wee		5,710	20,000	0	0
Program: 052 - Pee Wee (Inactive)					
<i>CH - Charges for Services</i>					
110-61-624-052.35720	Revenue	5,921	0	9,108	0
<i>Account Classification Total: CH - Charges for Services</i>		5,921	0	9,108	0
Program Total: 052 - Pee Wee (Inactive)		5,921	0	9,108	0
Program: 053 - Turkey Trot Running Race					
<i>CH - Charges for Services</i>					
110-61-624-053.35720	Revenue	2,480	4,500	7,088	6,000
<i>Account Classification Total: CH - Charges for Services</i>		2,480	4,500	7,088	6,000
Program Total: 053 - Turkey Trot Running Race		2,480	4,500	7,088	6,000
Program: 054 - Softball-Adult					
<i>CH - Charges for Services</i>					
110-61-624-054.35720	Revenue	83,552	88,000	40,463	96,000
<i>Account Classification Total: CH - Charges for Services</i>		83,552	88,000	40,463	96,000
Program Total: 054 - Softball-Adult		83,552	88,000	40,463	96,000
Program: 055 - Tiny Tot Baseball					
<i>CH - Charges for Services</i>					
110-61-624-055.35720	Revenue	3,181	4,000	0	0
<i>Account Classification Total: CH - Charges for Services</i>		3,181	4,000	0	0
Program Total: 055 - Tiny Tot Baseball		3,181	4,000	0	0
Program: 056 - Tiny Tot Baseball (Inactive)					
<i>CH - Charges for Services</i>					
110-61-624-056.35720	Revenue	896	0	1,798	0
<i>Account Classification Total: CH - Charges for Services</i>		896	0	1,798	0
Program Total: 056 - Tiny Tot Baseball (Inactive)		896	0	1,798	0
Program: 057 - Volleyball					
<i>CH - Charges for Services</i>					
110-61-624-057.35720	Revenue	0	1,000	(382)	0
<i>Account Classification Total: CH - Charges for Services</i>		0	1,000	(382)	0
Program Total: 057 - Volleyball		0	1,000	(382)	0

**City of Turlock Proposed 23-24 Budget
Fund 110 General Fund 624 Recreation - Sports**

G/L Account Number	Account Description	FY 21-22 Actual	FY 22-23 Amended Budget	FY 22-23 Actual YTD at 4/15/23	FY 23-24 Proposed Budget
Program: 061 - Track Class					
<i>CH - Charges for Services</i>					
110-61-624-061.35720	Revenue	2,484	3,750	1,590	0
<i>Account Classification Total: CH - Charges for Services</i>		2,484	3,750	1,590	0
Program Total: 061 - Track Class		2,484	3,750	1,590	0
Program: 063 - Golf Sticks for Kids					
<i>CH - Charges for Services</i>					
110-61-624-063.35720	Revenue	0	600	0	0
<i>Account Classification Total: CH - Charges for Services</i>		0	600	0	0
Program Total: 063 - Golf Sticks for Kids		0	600	0	0
Program: 064 - High School Sports Camp					
<i>CH - Charges for Services</i>					
110-61-624-064.35720	Revenue	0	5,500	0	0
<i>Account Classification Total: CH - Charges for Services</i>		0	5,500	0	0
Program Total: 064 - High School Sports Camp		0	5,500	0	0
Program: 068 - Soccer Camp					
<i>CH - Charges for Services</i>					
110-61-624-068.35720	Revenue	19,525	55,000	(3,211)	20,000
<i>Account Classification Total: CH - Charges for Services</i>		19,525	55,000	(3,211)	20,000
Program Total: 068 - Soccer Camp		19,525	55,000	(3,211)	20,000
Division Total: 624 - Sports		123,749	346,382	56,455	122,000
Department Total: 61 - Recreation		123,749	346,382	56,455	122,000
REVENUES Total		123,749	346,382	56,455	122,000

EXPENSES

Department: 61 - Recreation

Division: 624 - Sports

SA - Salaries

110-61-624.41001	Full Time Salaries	76,152	150,782	112,751	159,956
110-61-624.41052	Educational Incentive	0	0	150	0
110-61-624.41053	Sick Leave Conversion Pay	373	0	0	0
110-61-624.41059	Continuous Service Pay	2,192	4,076	3,057	4,240
110-61-624.41300_011	Salary/Benefit Transfer from FD 270-ASES Grant	(39,444)	0	(40,867)	(67,349)
<i>Account Classification Total: SA - Salaries</i>		39,273	154,858	75,091	96,847

BE - Benefits

110-61-624.42002	Medical Dental Plan	20,360	38,578	39,733	34,720
110-61-624.42003	Vision Insurance	228	480	295	432
110-61-624.42004	Long Term Disability Insurance	440	1,571	1,175	1,667
110-61-624.42005	Life Insurance	219	493	355	523
110-61-624.42006	SUI	377	476	476	476
110-61-624.42007	Workers Comp Insurance	841	810	623	859
110-61-624.42008	City Liability Insurance	2,313	2,672	2,055	2,834
110-61-624.42009	PERS	38,159	26,248	19,656	30,162
110-61-624.42010	Medicare Tax	1,138	2,245	1,637	2,381
110-61-624.42012	Retiree Health Insurance	1,523	3,016	2,255	3,199
110-61-624.42013	Deferred Comp	595	1,207	903	1,271
110-61-624.42016	Employee Contrib To PERS	(7,051)	(13,937)	(9,251)	(14,778)
110-61-624.42019	PERS UAL (Unfunded Accrued Liability)	0	37,021	24,680	31,460
<i>Account Classification Total: BE - Benefits</i>		59,143	100,880	84,592	95,206

**City of Turlock Proposed 23-24 Budget
Fund 110 General Fund 624 Recreation - Sports**

G/L Account Number	Account Description	FY 21-22 Actual	FY 22-23 Amended Budget	FY 22-23 Actual YTD at 4/15/23	FY 23-24 Proposed Budget
<i>CO - Contractual Services</i>					
110-61-624.43155	Physicals, Shots & Psychological	1,459	2,000	141	2,000
110-61-624.43721	ASA Payments	0	2,500	0	1,500
110-61-624.43724	Reimb-Sports Officials	39,191	48,000	18,162	47,000
<i>Account Classification Total: CO - Contractual Services</i>		40,650	52,500	18,303	50,500
<i>UT - Utilities</i>					
110-61-624.45002_001	Turlock Irrigation District Julien Field	1,519	0	0	0
110-61-624.45002_002	Turlock Irrigation District Soderquist Field	3,532	3,500	2,584	3,500
<i>Account Classification Total: UT - Utilities</i>		5,051	3,500	2,584	3,500
<i>MI - Miscellaneous Expenses</i>					
110-61-624.47095_000	Training General/Travel	0	1,500	0	1,500
<i>Account Classification Total: MI - Miscellaneous Expenses</i>		0	1,500	0	1,500
Program: 050 - Basketball, Youth-Turlock					
<i>SA - Salaries</i>					
110-61-624-050.41002_000	Part Time Help General	0	100	0	0
<i>Account Classification Total: SA - Salaries</i>		0	100	0	0
<i>BE - Benefits</i>					
110-61-624-050.42007	Workers Comp Insurance	0	1	0	0
110-61-624-050.42008	City Liability Insurance	0	2	0	0
110-61-624-050.42010	Medicare Tax	0	1	0	0
110-61-624-050.42011	Social Security	0	6	0	0
<i>Account Classification Total: BE - Benefits</i>		0	10	0	0
<i>CO - Contractual Services</i>					
110-61-624-050.43726	Youth Basketball/Volleyball-TUSD Transfer	0	18,200	0	0
<i>Account Classification Total: CO - Contractual Services</i>		0	18,200	0	0
<i>SU - Supplies and Maintenance</i>					
110-61-624-050.44055	Recreation Supplies	0	4,000	0	0
<i>Account Classification Total: SU - Supplies and Maintenance</i>		0	4,000	0	0
Program Total: 050 - Basketball, Youth-Turlock		0	22,310	0	0
Program: 051 - Pee Wee					
<i>SA - Salaries</i>					
110-61-624-051.41002_000	Part Time Help General	113	1,450	79	0
<i>Account Classification Total: SA - Salaries</i>		113	1,450	79	0
<i>BE - Benefits</i>					
110-61-624-051.42006	SUI	0	0	0	0
110-61-624-051.42007	Workers Comp Insurance	1	8	0	0
110-61-624-051.42008	City Liability Insurance	3	25	1	0
110-61-624-051.42010	Medicare Tax	2	21	1	0
110-61-624-051.42011	Social Security	7	90	5	0
<i>Account Classification Total: BE - Benefits</i>		14	144	8	0
<i>SU - Supplies and Maintenance</i>					
110-61-624-051.44055	Recreation Supplies	1,931	7,800	182	0
<i>Account Classification Total: SU - Supplies and Maintenance</i>		1,931	7,800	182	0
Program Total: 051 - Pee Wee		2,057	9,394	269	0
Program: 052 - Pee Wee (Inactive)					
<i>SA - Salaries</i>					
110-61-624-052.41002_000	Part Time Help General	169	0	0	0
<i>Account Classification Total: SA - Salaries</i>		169	0	0	0
<i>BE - Benefits</i>					
110-61-624-052.42006	SUI	1	0	0	0
110-61-624-052.42007	Workers Comp Insurance	2	0	0	0

**City of Turlock Proposed 23-24 Budget
Fund 110 General Fund 624 Recreation - Sports**

G/L Account Number	Account Description	FY 21-22 Actual	FY 22-23 Amended Budget	FY 22-23 Actual YTD at 4/15/23	FY 23-24 Proposed Budget
110-61-624-052.42008	City Liability Insurance	5	0	0	0
110-61-624-052.42010	Medicare Tax	2	0	0	0
110-61-624-052.42011	Social Security	10	0	0	0
	<i>Account Classification Total: BE - Benefits</i>	20	0	0	0
<i>SU - Supplies and Maintenance</i>					
110-61-624-052.44055	Recreation Supplies	4,317	0	0	0
	<i>Account Classification Total: SU - Supplies and Maintenance</i>	4,317	0	0	0
Program Total: 052 - Pee Wee (Inactive)		4,506	0	0	0
Program: 053 - Turkey Trot Running Race					
<i>SA - Salaries</i>					
110-61-624-053.41002_000	Part Time Help General	403	1,100	502	1,300
	<i>Account Classification Total: SA - Salaries</i>	403	1,100	502	1,300
<i>BE - Benefits</i>					
110-61-624-053.42006	SUI	1	0	0	0
110-61-624-053.42007	Workers Comp Insurance	4	6	2	7
110-61-624-053.42008	City Liability Insurance	12	19	9	23
110-61-624-053.42010	Medicare Tax	6	16	7	19
110-61-624-053.42011	Social Security	25	68	31	81
	<i>Account Classification Total: BE - Benefits</i>	48	109	50	130
<i>SU - Supplies and Maintenance</i>					
110-61-624-053.44055	Recreation Supplies	1,943	3,750	3,711	4,300
	<i>Account Classification Total: SU - Supplies and Maintenance</i>	1,943	3,750	3,711	4,300
Program Total: 053 - Turkey Trot Running Race		2,393	4,959	4,263	5,730
Program: 054 - Softball-Adult					
<i>SA - Salaries</i>					
110-61-624-054.41002_000	Part Time Help General	630	2,000	0	2,000
	<i>Account Classification Total: SA - Salaries</i>	630	2,000	0	2,000
<i>BE - Benefits</i>					
110-61-624-054.42007	Workers Comp Insurance	7	11	0	11
110-61-624-054.42008	City Liability Insurance	19	35	0	35
110-61-624-054.42010	Medicare Tax	9	29	0	29
110-61-624-054.42011	Social Security	39	124	0	124
	<i>Account Classification Total: BE - Benefits</i>	74	199	0	199
<i>SU - Supplies and Maintenance</i>					
110-61-624-054.44055	Recreation Supplies	11,645	15,600	10,457	18,000
	<i>Account Classification Total: SU - Supplies and Maintenance</i>	11,645	15,600	10,457	18,000
Program Total: 054 - Softball-Adult		12,348	17,799	10,457	20,199
Program: 055 - Tiny Tot Baseball					
<i>SA - Salaries</i>					
110-61-624-055.41002_000	Part Time Help General	814	1,475	191	0
	<i>Account Classification Total: SA - Salaries</i>	814	1,475	191	0
<i>BE - Benefits</i>					
110-61-624-055.42006	SUI	27	0	2	0
110-61-624-055.42007	Workers Comp Insurance	9	8	1	0
110-61-624-055.42008	City Liability Insurance	24	26	3	0
110-61-624-055.42010	Medicare Tax	12	21	3	0
110-61-624-055.42011	Social Security	50	91	12	0
	<i>Account Classification Total: BE - Benefits</i>	122	146	22	0

**City of Turlock Proposed 23-24 Budget
Fund 110 General Fund 624 Recreation - Sports**

G/L Account Number	Account Description	FY 21-22 Actual	FY 22-23 Amended Budget	FY 22-23 Actual YTD at 4/15/23	FY 23-24 Proposed Budget
<i>SU - Supplies and Maintenance</i>					
110-61-624-055.44055	Recreation Supplies	1,014	1,650	253	0
<i>Account Classification Total: SU - Supplies and Maintenance</i>		1,014	1,650	253	0
Program Total: 055 - Tiny Tot Baseball		1,950	3,271	465	0
Program: 057 - Volleyball					
<i>SA - Salaries</i>					
110-61-624-057.41002_000	Part Time Help General	0	550	0	0
<i>Account Classification Total: SA - Salaries</i>		0	550	0	0
<i>BE - Benefits</i>					
110-61-624-057.42007	Workers Comp Insurance	0	3	0	0
110-61-624-057.42008	City Liability Insurance	0	10	0	0
110-61-624-057.42010	Medicare Tax	0	8	0	0
110-61-624-057.42011	Social Security	0	34	0	0
<i>Account Classification Total: BE - Benefits</i>		0	55	0	0
<i>SU - Supplies and Maintenance</i>					
110-61-624-057.44055	Recreation Supplies	0	165	0	0
<i>Account Classification Total: SU - Supplies and Maintenance</i>		0	165	0	0
Program Total: 057 - Volleyball		0	770	0	0
Program: 061 - Track Class					
<i>SA - Salaries</i>					
110-61-624-061.41002_000	Part Time Help General	256	1,400	260	0
<i>Account Classification Total: SA - Salaries</i>		256	1,400	260	0
<i>BE - Benefits</i>					
110-61-624-061.42006	SUI	7	0	0	0
110-61-624-061.42007	Workers Comp Insurance	3	8	1	0
110-61-624-061.42008	City Liability Insurance	8	25	5	0
110-61-624-061.42010	Medicare Tax	4	20	4	0
110-61-624-061.42011	Social Security	16	87	16	0
<i>Account Classification Total: BE - Benefits</i>		37	140	26	0
<i>SU - Supplies and Maintenance</i>					
110-61-624-061.44055	Recreation Supplies	0	100	80	0
<i>Account Classification Total: SU - Supplies and Maintenance</i>		0	100	80	0
Program Total: 061 - Track Class		293	1,640	367	0
Program: 063 - Golf Sticks for Kids					
<i>SA - Salaries</i>					
110-61-624-063.41002_000	Part Time Help General	0	220	0	0
<i>Account Classification Total: SA - Salaries</i>		0	220	0	0
<i>BE - Benefits</i>					
110-61-624-063.42007	Workers Comp Insurance	0	1	0	0
110-61-624-063.42008	City Liability Insurance	0	4	0	0
110-61-624-063.42010	Medicare Tax	0	3	0	0
110-61-624-063.42011	Social Security	0	14	0	0
<i>Account Classification Total: BE - Benefits</i>		0	22	0	0
<i>SU - Supplies and Maintenance</i>					
110-61-624-063.44055	Recreation Supplies	0	100	0	0
<i>Account Classification Total: SU - Supplies and Maintenance</i>		0	100	0	0
Program Total: 063 - Golf Sticks for Kids		0	342	0	0

**City of Turlock Proposed 23-24 Budget
Fund 110 General Fund 624 Recreation - Sports**

G/L Account Number	Account Description	FY 21-22 Actual	FY 22-23 Amended Budget	FY 22-23 Actual YTD at 4/15/23	FY 23-24 Proposed Budget
Program: 064 - High School Sports Camp					
<i>SA - Salaries</i>					
110-61-624-064.41002_000	Part Time Help General	0	0	0	1,500
<i>Account Classification Total: SA - Salaries</i>		0	0	0	1,500
<i>BE - Benefits</i>					
110-61-624-064.42007	Workers Comp Insurance	0	0	0	8
110-61-624-064.42008	City Liability Insurance	0	0	0	27
110-61-624-064.42010	Medicare Tax	0	0	0	22
110-61-624-064.42011	Social Security	0	0	0	93
<i>Account Classification Total: BE - Benefits</i>		0	0	0	150
Program Total: 064 - High School Sports Camp		0	0	0	1,650
Program: 068 - Soccer Camp					
<i>CO - Contractual Services</i>					
110-61-624-068.43725	Soccer Camp	8,839	38,500	0	12,000
<i>Account Classification Total: CO - Contractual Services</i>		8,839	38,500	0	12,000
Program Total: 068 - Soccer Camp		8,839	38,500	0	12,000
Division Total: 624 - Sports		176,503	412,223	196,391	287,132
Department Total: 61 - Recreation		176,503	412,223	196,391	287,132
EXPENSES Total		176,503	412,223	196,391	287,132
Fund REVENUE Total: 110 - General Fund		123,749	346,382	56,455	122,000
Fund EXPENSE Total: 110 - General Fund		176,503	412,223	196,391	287,132
Fund Total: 110 - General Fund		(52,754)	(65,841)	(139,936)	(165,132)

**City of Turlock Proposed 23-24 Budget
Fund 110 General Fund 626 Recreation - Aquatics**

G/L Account Number	Account Description	FY 21-22 Actual	FY 22-23 Amended Budget	FY 22-23 Actual YTD at 4/15/23	FY 23-24 Proposed Budget
Fund: 110 - General Fund					
Department: 61 - Recreation					
Division: 626 - Aquatics					
REVENUES					
Program: 101 - Rec Swim					
<i>CH - Charges for Services</i>					
110-61-626-101.35720	Revenue	0	12,000	1,505	7,500
<i>Account Classification Total: CH - Charges for Services</i>		0	12,000	1,505	7,500
Program Total: 101 - Rec Swim		0	12,000	1,505	7,500
Program: 102 - Swim Lessons					
<i>CH - Charges for Services</i>					
110-61-626-102.35720	Revenue	38,592	50,000	2,508	50,000
<i>Account Classification Total: CH - Charges for Services</i>		38,592	50,000	2,508	50,000
Program Total: 102 - Swim Lessons		38,592	50,000	2,508	50,000
Program: 103 - Junior Guard Program					
<i>CH - Charges for Services</i>					
110-61-626-103.35720	Revenue	0	2,500	0	2,500
<i>Account Classification Total: CH - Charges for Services</i>		0	2,500	0	2,500
Program Total: 103 - Junior Guard Program		0	2,500	0	2,500
Division Total: 626 - Aquatics		38,592	64,500	4,013	60,000
Department Total: 61 - Recreation		38,592	64,500	4,013	60,000
REVENUES Total		38,592	64,500	4,013	60,000
EXPENSES					
Department: 61 - Recreation					
Division: 626 - Aquatics					
<i>SA - Salaries</i>					
110-61-626.41002_000	Part Time Help General	3,308	7,000	0	7,000
110-61-626.41002_012	Part Time Help Attendance & Concession	270	6,000	1,463	6,000
<i>Account Classification Total: SA - Salaries</i>		3,578	13,000	1,463	13,000
<i>BE - Benefits</i>					
110-61-626.42006	SUI	23	44	41	44
110-61-626.42007	Workers Comp Insurance	38	70	8	70
110-61-626.42008	City Liability Insurance	106	230	26	230
110-61-626.42010	Medicare Tax	52	189	21	189
110-61-626.42011	Social Security	222	806	91	806
<i>Account Classification Total: BE - Benefits</i>		440	1,339	186	1,339
<i>CO - Contractual Services</i>					
110-61-626.43155	Physicals, Shots & Psychological	944	2,500	0	2,500
<i>Account Classification Total: CO - Contractual Services</i>		944	2,500	0	2,500
<i>SU - Supplies and Maintenance</i>					
110-61-626.44001_000	Supplies General	313	5,000	163	4,841
110-61-626.44001_036	Supplies First Aid	747	2,500	84	3,000
<i>Account Classification Total: SU - Supplies and Maintenance</i>		1,061	7,500	247	7,841
<i>UT - Utilities</i>					
110-61-626.45002_008	Turlock Irrigation District Columbia Pool	7,100	11,000	611	0
<i>Account Classification Total: UT - Utilities</i>		7,100	11,000	611	0
<i>MI - Miscellaneous Expenses</i>					
110-61-626.47030	Conferences	50	1,500	55	1,500
<i>Account Classification Total: MI - Miscellaneous Expenses</i>		50	1,500	55	1,500

**City of Turlock Proposed 23-24 Budget
Fund 110 General Fund 626 Recreation - Aquatics**

G/L Account Number	Account Description	FY 21-22 Actual	FY 22-23 Amended Budget	FY 22-23 Actual YTD at 4/15/23	FY 23-24 Proposed Budget
Program: 100 - Columbia Pool					
<i>SU - Supplies and Maintenance</i>					
110-61-626-100.44001_258	Supplies Small Equipment Parts	321	9,000	0	9,000
110-61-626-100.44005_011	Chemicals High School Pools	10,012	22,000	0	22,000
<i>Account Classification Total: SU - Supplies and Maintenance</i>		10,332	31,000	0	31,000
Program Total: 100 - Columbia Pool		10,332	31,000	0	31,000
Program: 101 - Rec Swim					
<i>SA - Salaries</i>					
110-61-626-101.41002_000	Part Time Help General	5,893	38,000	6,101	38,000
<i>Account Classification Total: SA - Salaries</i>		5,893	38,000	6,101	38,000
<i>BE - Benefits</i>					
110-61-626-101.42006	SUI	160	129	75	129
110-61-626-101.42007	Workers Comp Insurance	63	204	33	204
110-61-626-101.42008	City Liability Insurance	174	673	108	673
110-61-626-101.42010	Medicare Tax	85	551	88	551
110-61-626-101.42011	Social Security	365	2,356	378	2,356
<i>Account Classification Total: BE - Benefits</i>		848	3,913	682	3,913
<i>SU - Supplies and Maintenance</i>					
110-61-626-101.44005_011	Chemicals High School Pools	2,400	5,000	1,350	5,000
<i>Account Classification Total: SU - Supplies and Maintenance</i>		2,400	5,000	1,350	5,000
Program Total: 101 - Rec Swim		9,141	46,913	8,134	46,913
Program: 102 - Swim Lessons					
<i>SA - Salaries</i>					
110-61-626-102.41002_000	Part Time Help General	28,910	40,000	17,636	40,000
<i>Account Classification Total: SA - Salaries</i>		28,910	40,000	17,636	40,000
<i>BE - Benefits</i>					
110-61-626-102.42006	SUI	73	136	230	136
110-61-626-102.42007	Workers Comp Insurance	311	215	95	215
110-61-626-102.42008	City Liability Insurance	854	709	313	709
110-61-626-102.42010	Medicare Tax	419	580	256	580
110-61-626-102.42011	Social Security	1,792	2,480	1,093	2,480
<i>Account Classification Total: BE - Benefits</i>		3,449	4,120	1,986	4,120
<i>SU - Supplies and Maintenance</i>					
110-61-626-102.44001_000	Supplies General	942	2,500	(40)	3,000
<i>Account Classification Total: SU - Supplies and Maintenance</i>		942	2,500	(40)	3,000
Program Total: 102 - Swim Lessons		33,301	46,620	19,582	47,120
Program: 103 - Junior Guard Program					
<i>SA - Salaries</i>					
110-61-626-103.41002_000	Part Time Help General	0	1,500	0	1,500
<i>Account Classification Total: SA - Salaries</i>		0	1,500	0	1,500
<i>BE - Benefits</i>					
110-61-626-103.42006	SUI	0	5	0	5
110-61-626-103.42007	Workers Comp Insurance	0	8	0	8
110-61-626-103.42008	City Liability Insurance	0	27	0	27
110-61-626-103.42010	Medicare Tax	0	22	0	22
110-61-626-103.42011	Social Security	0	93	0	93
<i>Account Classification Total: BE - Benefits</i>		0	155	0	155
<i>SU - Supplies and Maintenance</i>					
110-61-626-103.44055	Recreation Supplies	0	300	0	350
<i>Account Classification Total: SU - Supplies and Maintenance</i>		0	300	0	350
Program Total: 103 - Junior Guard Program		0	1,955	0	2,005

**City of Turlock Proposed 23-24 Budget
Fund 110 General Fund 626 Recreation - Aquatics**

G/L Account Number	Account Description	FY 21-22 Actual	FY 22-23 Amended Budget	FY 22-23 Actual YTD at 4/15/23	FY 23-24 Proposed Budget
	Division Total: 626 - Aquatics	65,947	163,327	30,277	153,218
	Department Total: 61 - Recreation	65,947	163,327	30,277	153,218
	EXPENSES Total	65,947	163,327	30,277	153,218
Fund REVENUE	Total: 110 - General Fund	38,592	64,500	4,013	60,000
Fund EXPENSE	Total: 110 - General Fund	65,947	163,327	30,277	153,218
	Fund Total: 110 - General Fund	(27,355)	(98,827)	(26,264)	(93,218)

**City of Turlock Proposed 23-24 Budget
Fund 110 General Fund 630 Recreation - Prevention/Youth**

G/L Account Number	Account Description	FY 21-22 Actual	FY 22-23 Amended Budget	FY 22-23 Actual YTD at 4/15/23	FY 23-24 Proposed Budget
Fund: 110 - General Fund					
Department: 61 - Recreation					
Division: 630 - Prevention/Youth					
REVENUES					
Program: 121 - P.L.A.Y. Program					
<i>CH - Charges for Services</i>					
110-61-630-121.35720	Revenue	569,746	675,000	756,213	725,000
<i>Account Classification Total: CH - Charges for Services</i>		569,746	675,000	756,213	725,000
Program Total: 121 - P.L.A.Y. Program		569,746	675,000	756,213	725,000
Program: 125 - Off Track Camp					
<i>CH - Charges for Services</i>					
110-61-630-125.35720	Revenue	84,479	140,000	42,769	160,000
<i>Account Classification Total: CH - Charges for Services</i>		84,479	140,000	42,769	160,000
Program Total: 125 - Off Track Camp		84,479	140,000	42,769	160,000
Program: 404 - TAC (Teen Advisory Council)					
<i>CH - Charges for Services</i>					
110-61-630-404.37036	Application Fee	0	1,500	0	750
<i>Account Classification Total: CH - Charges for Services</i>		0	1,500	0	750
Program Total: 404 - TAC (Teen Advisory Council)		0	1,500	0	750
Division Total: 630 - Prevention/Youth		654,224	816,500	798,981	885,750
Department Total: 61 - Recreation		654,224	816,500	798,981	885,750
REVENUES Total		654,224	816,500	798,981	885,750
EXPENSES					
Department: 61 - Recreation					
Division: 630 - Prevention/Youth					
<i>SA - Salaries</i>					
110-61-630.41001	Full Time Salaries	67,420	62,700	30,908	62,357
110-61-630.41052	Educational Incentive	0	0	100	0
110-61-630.41059	Continuous Service Pay	347	0	0	0
110-61-630.41100_001	Overtime Standard	712	0	0	0
110-61-630.41300_011	Salary/Benefit Transfer from FD 270-ASES Grant	(61,904)	0	(17,568)	(28,951)
<i>Account Classification Total: SA - Salaries</i>		6,574	62,700	13,440	33,406
<i>BE - Benefits</i>					
110-61-630.42002	Medical Dental Plan	22,001	19,289	8,924	17,360
110-61-630.42003	Vision Insurance	240	240	79	216
110-61-630.42004	Long Term Disability Insurance	423	653	247	650
110-61-630.42005	Life Insurance	209	205	75	204
110-61-630.42006	SUI	238	238	187	238
110-61-630.42007	Workers Comp Insurance	735	337	167	335
110-61-630.42008	City Liability Insurance	2,022	1,111	549	1,105
110-61-630.42009	PERS	32,592	9,957	4,924	11,174
110-61-630.42010	Medicare Tax	967	909	428	904
110-61-630.42012	Retiree Health Insurance	1,348	1,254	618	1,247
110-61-630.42013	Deferred Comp	376	314	94	312
110-61-630.42014	Deferred Comp In Lieu	569	0	0	0
110-61-630.42016	Employee Contrib To PERS	(6,631)	(5,643)	(2,351)	(5,612)
110-61-630.42019	PERS UAL (Unfunded Accrued Liability)	0	18,510	12,344	15,730
<i>Account Classification Total: BE - Benefits</i>		55,090	47,374	26,285	43,863

**City of Turlock Proposed 23-24 Budget
Fund 110 General Fund 630 Recreation - Prevention/Youth**

G/L Account Number	Account Description	FY 21-22 Actual	FY 22-23 Amended Budget	FY 22-23 Actual YTD at 4/15/23	FY 23-24 Proposed Budget
<i>CO - Contractual Services</i>					
110-61-630.43155	Physicals, Shots & Psychological	10,973	5,000	6,938	5,000
<i>Account Classification Total: CO - Contractual Services</i>		10,973	5,000	6,938	5,000
Program: 121 - P.L.A.Y. Program					
<i>SA - Salaries</i>					
110-61-630-121.41002_000	Part Time Help General	370,496	450,000	375,047	450,000
110-61-630-121.41053	Sick Leave Conversion Pay	0	0	2,682	0
<i>Account Classification Total: SA - Salaries</i>		370,496	450,000	377,729	450,000
<i>BE - Benefits</i>					
110-61-630-121.42006	SUI	4,844	1,530	1,060	1,530
110-61-630-121.42007	Workers Comp Insurance	3,979	2,417	2,027	2,417
110-61-630-121.42008	City Liability Insurance	10,941	7,973	6,693	7,973
110-61-630-121.42009	PERS	0	0	959	0
110-61-630-121.42010	Medicare Tax	5,372	6,525	5,477	6,525
110-61-630-121.42011	Social Security	22,971	27,900	23,419	27,900
110-61-630-121.42016	Employee Contrib To PERS	0	0	(452)	0
<i>Account Classification Total: BE - Benefits</i>		48,107	46,345	39,184	46,345
<i>SU - Supplies and Maintenance</i>					
110-61-630-121.44055	Recreation Supplies	23,665	26,000	17,730	35,000
<i>Account Classification Total: SU - Supplies and Maintenance</i>		23,665	26,000	17,730	35,000
<i>UT - Utilities</i>					
110-61-630-121.45001_002	Telephone Wireless/Tablet Service Plan	0	4,000	2,958	4,800
<i>Account Classification Total: UT - Utilities</i>		0	4,000	2,958	4,800
<i>TO - Transfers Out</i>					
110-61-630-121.48001_090	Transfers Out For Vehicle & Equip Replace	3,500	3,500	3,500	3,500
<i>Account Classification Total: TO - Transfers Out</i>		3,500	3,500	3,500	3,500
Program Total: 121 - P.L.A.Y. Program		445,767	529,845	441,102	539,645
Program: 125 - Off Track Camp					
<i>SA - Salaries</i>					
110-61-630-125.41002_000	Part Time Help General	42,138	60,000	54,248	66,000
<i>Account Classification Total: SA - Salaries</i>		42,138	60,000	54,248	66,000
<i>BE - Benefits</i>					
110-61-630-125.42006	SUI	643	204	1,088	224
110-61-630-125.42007	Workers Comp Insurance	452	322	291	354
110-61-630-125.42008	City Liability Insurance	1,244	1,063	961	1,169
110-61-630-125.42010	Medicare Tax	611	870	787	957
110-61-630-125.42011	Social Security	2,613	3,720	3,363	4,092
<i>Account Classification Total: BE - Benefits</i>		5,563	6,179	6,490	6,796
<i>SU - Supplies and Maintenance</i>					
110-61-630-125.44055	Recreation Supplies	5,722	5,000	3,577	6,500
<i>Account Classification Total: SU - Supplies and Maintenance</i>		5,722	5,000	3,577	6,500
Program Total: 125 - Off Track Camp		53,423	71,179	64,314	79,296
Program: 404 - TAC (Teen Advisory Council)					
<i>SU - Supplies and Maintenance</i>					
110-61-630-404.44055	Recreation Supplies	0	750	0	750
<i>Account Classification Total: SU - Supplies and Maintenance</i>		0	750	0	750
Program Total: 404 - TAC (Teen Advisory Council)		0	750	0	750
Division Total: 630 - Prevention/Youth		571,828	716,848	552,079	701,960
Department Total: 61 - Recreation		571,828	716,848	552,079	701,960
EXPENSES Total		571,828	716,848	552,079	701,960

**City of Turlock Proposed 23-24 Budget
Fund 110 General Fund 630 Recreation - Prevention/Youth**

G/L Account Number	Account Description	FY 21-22 Actual	FY 22-23 Amended Budget	FY 22-23 Actual YTD at 4/15/23	FY 23-24 Proposed Budget
Fund REVENUE	Total: 110 - General Fund	654,224	816,500	798,981	885,750
Fund EXPENSE	Total: 110 - General Fund	571,828	716,848	552,079	701,960
Fund Total: 110 - General Fund		82,397	99,652	246,902	183,790



CITY OF TURLOCK BUDGET FY 23-24

Fund 111 - General Fund Reserve

PURPOSE

This fund was established in 1992 to provide a contingency fund for economic cycle fluctuations that affect City revenue generation; to secure greater stability in multi-year municipal financing; and to safeguard the public welfare and interest to provide continued service delivery to the Turlock residents. The City's 2011-2013 Strategic Plan continues to emphasize Fiscal Responsibility as one of seven specific Policy Initiatives.

The General Fund Reserve account shall only be used for purposes specified in the Municipal Code and requires approval by a four-fifths (4/5ths) vote of the City Council.

We have met the minimum deposit amount established by Ordinance 781-CS of 7% of the General Fund budget. Resolution 2011-123 establishes and approves the General Fund Emergency/Contingency Reserve at \$6.5 million for the fiscal year ending June 30, 2011 and hereafter unless amended by Resolution. The General Fund reserve is set at the greater of \$6.5 million set by Resolution 2011-123 or 7% of the General Fund budget set by Ordinance 781-CS.

**City of Turlock Proposed 23-24 Budget
Fund 111 - General Fund Reserve (Restricted)**

G/L Account Number	Account Description	FY 21-22 Actual	FY 22-23 Amended Budget	FY 22-23 Actual YTD at 4/15/23	FY 23-24 Proposed Budget
Fund: 111 - General Fund Reserve (Restricted)					
Department: 10 - Administration					
Division: 114 - General Fund Reserve					
<i>Opening Balance</i>					
111-10-114.30000_000	Opening Balance General	6,500,000	6,500,000	6,500,000	6,500,000
<i>Account Classification Total: Opening Balance</i>		6,500,000	6,500,000	6,500,000	6,500,000
Division Total: 114 - General Fund Reserve		6,500,000	6,500,000	6,500,000	6,500,000

No revenues or expenses budgeted for this Fiscal Year.

**City of Turlock Proposed 23-24 Budget
Fund 116 Special Public Safety**

G/L Account Number	Account Description	FY 21-22 Actual	FY 22-23 Amended Budget	FY 22-23 Actual YTD at 4/15/23	FY 23-24 Proposed Budget
Fund: 116 - Special Public Safety					
Department: 20 - Police					
Division: 225 - Police					
REVENUES					
<i>TX - Taxes</i>					
116-20-225.30030	Prop 172 Sales Tax	214,671	200,000	114,664	215,000
<i>Account Classification Total: TX - Taxes</i>		214,671	200,000	114,664	215,000
<i>LI - Licenses & Permits</i>					
116-20-225.31010	Business Licenses	654,123	604,800	651,792	677,376
<i>Account Classification Total: LI - Licenses & Permits</i>		654,123	604,800	651,792	677,376
<i>IN - Interest Income</i>					
116-20-225.33000	Interest Income	3,825	3,600	0	7,100
<i>Account Classification Total: IN - Interest Income</i>		3,825	3,600	0	7,100
Division Total: 225 - Police		872,618	808,400	766,456	899,476
Department Total: 20 - Police		872,618	808,400	766,456	899,476
REVENUES Total		872,618	808,400	766,456	899,476
EXPENSES					
<i>CO - Contractual Services</i>					
116-20-225.43228_001	Radio System Maint Motorola System	43,789	44,447	44,448	45,122
116-20-225.43228_002	Radio System Maint Delta System/Subscriber	78,074	78,234	57,661	78,276
116-20-225.43228_004	Radio System Maint Microwave Maint (Nokia/Delta)	6,300	6,404	4,650	4,650
116-20-225.43229_001	CAD/RMS Tri Tech Maintenance	47,283	53,393	51,865	54,575
116-20-225.43229_002	CAD/RMS Fiber Connectivity	0	4,200	0	4,200
116-20-225.43229_003	CAD/RMS Animal Services Records Mgmt	9,385	9,325	0	9,600
<i>Account Classification Total: CO - Contractual Services</i>		184,831	196,003	158,623	196,423
<i>MI - Miscellaneous Expenses</i>					
116-20-225.47010	Bank Charges	160	200	0	100
<i>Account Classification Total: MI - Miscellaneous Expenses</i>		160	200	0	100
<i>TO - Transfers Out</i>					
116-20-225.48001_002	Transfers Out BL&Prop172 Police Share to Fd110	450,000	450,000	300,000	450,000
116-20-225.48001_004	Transfers Out For Youth Prevention Programs	30,000	30,000	30,000	30,000
<i>Account Classification Total: TO - Transfers Out</i>		480,000	480,000	330,000	480,000
Division Total: 225 - Police		664,991	676,203	488,623	676,523
Department Total: 20 - Police		664,991	676,203	488,623	676,523
EXPENSES Total		664,991	676,203	488,623	676,523
REVENUES		872,618	808,400	766,456	899,476
EXPENSES		664,991	676,203	488,623	676,523
Division Total: 225 - Police		207,627	132,197	277,833	222,953
Division: 230 - Police - Outside Agencies					
REVENUES					
<i>IN - Interest Income</i>					
116-20-230.33000	Interest Income	697	900	0	1,000
<i>Account Classification Total: IN - Interest Income</i>		697	900	0	1,000
Division Total: 230 - Police - Outside Agencies		697	900	0	1,000
Department Total: 20 - Police		697	900	0	1,000
REVENUES Total		697	900	0	1,000

**City of Turlock Proposed 23-24 Budget
Fund 116 Special Public Safety**

G/L Account Number	Account Description	FY 21-22 Actual	FY 22-23 Amended Budget	FY 22-23 Actual YTD at 4/15/23	FY 23-24 Proposed Budget
	REVENUES	697	900	0	1,000
	EXPENSES				
	Division Total: 230 - Police - Outside Agencies	697	900	0	1,000

Department: 30 - Fire

Division: 305 - Fire

REVENUES					
<i>TX - Taxes</i>					
116-30-305.30030	Prop 172 Sales Tax	214,671	200,000	114,664	215,000
	<i>Account Classification Total: TX - Taxes</i>	214,671	200,000	114,664	215,000
<i>LI - Licenses & Permits</i>					
116-30-305.31010	Business Licenses	124,594	115,200	124,151	129,024
	<i>Account Classification Total: LI - Licenses & Permits</i>	124,594	115,200	124,151	129,024
<i>IN - Interest Income</i>					
116-30-305.33000	Interest Income	1,831	1,200	0	3,300
	<i>Account Classification Total: IN - Interest Income</i>	1,831	1,200	0	3,300
<i>OR - Other Revenues</i>					
116-30-305.37081	Cell Tower Lease-1030 East Ave	17,510	17,510	2,918	17,510
	<i>Account Classification Total: OR - Other Revenues</i>	17,510	17,510	2,918	17,510
	Division Total: 305 - Fire	358,606	333,910	241,733	364,834
	Department Total: 30 - Fire	358,606	333,910	241,733	364,834
	REVENUES Total	358,606	333,910	241,733	364,834
EXPENSES					
<i>CO - Contractual Services</i>					
116-30-305.43125_026	Maintenance Fire Station Maintenance	608	1,000	0	2,000
116-30-305.43228_001	Radio System Maint Motorola System	43,789	44,447	44,447	45,122
116-30-305.43228_002	Radio System Maint Delta System/Subscriber	78,074	78,234	57,661	78,276
116-30-305.43228_004	Radio System Maint Microwave Maint (Nokia/Delta)	0	6,404	4,650	4,650
116-30-305.43229_001	CAD/RMS Tri Tech Maintenance	48,558	53,393	49,786	52,275
	<i>Account Classification Total: CO - Contractual Services</i>	171,029	183,478	156,543	182,323
<i>SU - Supplies and Maintenance</i>					
116-30-305.44011	Records Management	20,454	17,628	15,969	41,820
116-30-305.44030_000	Minor Equipment Miscellaneous	7,613	10,000	5,035	11,000
	<i>Account Classification Total: SU - Supplies and Maintenance</i>	28,067	27,628	21,004	52,820
<i>MI - Miscellaneous Expenses</i>					
116-30-305.47010	Bank Charges	0	0	0	100
	<i>Account Classification Total: MI - Miscellaneous Expenses</i>	0	0	0	100
<i>TO - Transfers Out</i>					
116-30-305.48001_001	Transfers Out BL & Prop172Fire Share to Fd 110	50,000	50,000	33,336	50,000
	<i>Account Classification Total: TO - Transfers Out</i>	50,000	50,000	33,336	50,000
	Division Total: 305 - Fire	249,096	261,106	210,883	285,243
	Department Total: 30 - Fire	249,096	261,106	210,883	285,243
	EXPENSES Total	249,096	261,106	210,883	285,243
	REVENUES	358,606	333,910	241,733	364,834
	EXPENSES	249,096	261,106	210,883	285,243
	Division Total: 305 - Fire	109,510	72,804	30,850	79,591

**City of Turlock Proposed 23-24 Budget
Fund 116 Special Public Safety**

G/L Account Number	Account Description	FY 21-22 Actual	FY 22-23 Amended Budget	FY 22-23 Actual YTD at 4/15/23	FY 23-24 Proposed Budget
Fund Total: 116 - Special Public Safety					
	REVENUES	1,231,921	1,143,210	1,008,190	1,265,310
	EXPENSES	914,087	937,309	699,506	961,766
	Fund Total: 116 - Special Public Safety	317,834	205,901	308,683	303,544



CITY OF TURLOCK BUDGET FY 23-24

Fund 117 - Cannabis

PURPOSE

The City of Turlock established a separate fund to track Cannabis revenue and expenses commencing in FY 20-21 and all subsequent fiscal years. On June 11, 2019, the City adopted Ordinance No. 1255-CS amending the Turlock Municipal Code Title 5, Chapter 5-21, to establish a commercial cannabis pilot program to allow all cannabis businesses permitted by state law. On January 14, 2020, Resolution No. 2020-003 was adopted by Council, approving a policy on the use of cannabis derived public benefit revenues from development agreements.

Currently, there are two dispensaries conducting business in the City of Turlock since FY 20-21 and continue to conduct business into FY 23-24. Revenue consists of a public benefit amount of 5.25% of gross sales with a monthly minimum of \$40,000 for the period of August 1, 2023 through August 1, 2024, as well as sales tax generated from cannabis sales.

**City of Turlock Proposed 23-24 Budget
Fund 117 Cannabis**

G/L Account Number	Account Description	FY 21-22 Actual	FY 22-23 Amended Budget	FY 22-23 Actual YTD at 4/15/23	FY 23-24 Proposed Budget
Fund: 117 - Cannabis					
Department: 10 - Administration					
Division: 190 - Cannabis					
REVENUES					
<i>TX - Taxes</i>					
117-10-190.30020_005	Sales Tax Cannabis	223,609	222,000	132,267	198,000
<i>Account Classification Total: TX - Taxes</i>		223,609	222,000	132,267	198,000
<i>CH - Charges for Services</i>					
117-10-190.35211	Cannabis Inspections	2,500	5,000	12,000	30,000
<i>Account Classification Total: CH - Charges for Services</i>		2,500	5,000	12,000	30,000
<i>OR - Other Revenues</i>					
117-10-190.37105_002	Cannabis Public Benefit 5.00%	1,182,066	1,057,143	829,105	1,052,381
<i>Account Classification Total: OR - Other Revenues</i>		1,182,066	1,057,143	829,105	1,052,381
Division Total: 190 - Cannabis		1,408,175	1,284,143	973,372	1,280,381
Department Total: 10 - Administration		1,408,175	1,284,143	973,372	1,280,381
REVENUES Total		1,408,175	1,284,143	973,372	1,280,381
EXPENSES					
Department: 10 - Administration					
Division: 190 - Cannabis					
<i>CO - Contractual Services</i>					
117-10-190.43010	Contract Attorney	12,255	0	0	0
<i>Account Classification Total: CO - Contractual Services</i>		12,255	0	0	0
<i>MI - Miscellaneous Expenses</i>					
117-10-190.47004	Cannabis Business Expenses	2,500	5,000	16,418	50,000
<i>Account Classification Total: MI - Miscellaneous Expenses</i>		2,500	5,000	16,418	50,000
<i>CA - Capital Outlay</i>					
117-10-190.51034	Cameras for License Plate Reader Program	0	100,000	0	200,000
<i>Account Classification Total: CA - Capital Outlay</i>		0	100,000	0	200,000
<i>TO - Transfers Out</i>					
117-10-190.48001_090	Transfers Out For Vehicle & Equip Replace	0	55,000	55,000	0
117-10-190.48001_220	Transfers Out To Fd 266 COPS Grant Match	32,000	0	0	0
117-10-190.48001_335	Transfers Out to F301 for Columbia Pool	137,317	2,542,759	2,542,758	1,030,381
<i>Account Classification Total: TO - Transfers Out</i>		169,317	2,597,759	2,597,758	1,030,381
Division Total: 190 - Cannabis		184,072	2,702,759	2,614,176	1,280,381
Department Total: 10 - Administration		184,072	2,702,759	2,614,176	1,280,381
EXPENSES Total		184,072	2,702,759	2,614,176	1,280,381
Fund REVENUE	Total: 117 - Cannabis	1,408,175	1,284,143	973,372	1,280,381
Fund EXPENSE	Total: 117 - Cannabis	184,072	2,702,759	2,614,176	1,280,381
Fund Total: 117 - Cannabis		1,224,103	(1,418,616)	(1,640,804)	0

Program: 161 - Diversion/Education

REVENUES					
<i>OR - Other Revenues</i>					
117-10-190-161.37105_003	Cannabis Drug Diversion/Education .25%	59,078	52,857	41,438	52,619
<i>Account Classification Total: OR - Other Revenues</i>		59,078	52,857	41,438	52,619
Program Total: 161 - Diversion/Education		59,078	52,857	41,438	52,619
Division Total: 190 - Cannabis		59,078	52,857	41,438	52,619
Department Total: 10 - Administration		59,078	52,857	41,438	52,619

**City of Turlock Proposed 23-24 Budget
Fund 117 Cannabis**

G/L Account Number	Account Description	FY 21-22 Actual	FY 22-23 Amended Budget	FY 22-23 Actual YTD at 4/15/23	FY 23-24 Proposed Budget
	REVENUES Total	59,078	52,857	41,438	52,619
EXPENSES					
<i>SA - Salaries</i>					
117-10-190-161.41100_001	Overtime Standard	0	0	815	0
117-10-190-161.49007	Salary Charges From Other Departments	0	50,000	0	50,000
	<i>Account Classification Total: SA - Salaries</i>	0	50,000	815	50,000
<i>BE - Benefits</i>					
117-10-190-161.42004	Long Term Disability Insurance	0	0	6	0
117-10-190-161.42007	Workers Comp Insurance	0	0	18	0
117-10-190-161.42010	Medicare Tax	0	0	12	0
	<i>Account Classification Total: BE - Benefits</i>	0	0	36	0
<i>MI - Miscellaneous Expenses</i>					
117-10-190-161.47007	Cannabis Diversion/Education Expenses	0	30,000	6,066	30,000
	<i>Account Classification Total: MI - Miscellaneous Expenses</i>	0	30,000	6,066	30,000
	Program Total: 161 - Diversion/Education	0	80,000	6,918	80,000
	Division Total: 190 - Cannabis	0	80,000	6,918	80,000
	Department Total: 10 - Administration	0	80,000	6,918	80,000
	EXPENSES Total	0	80,000	6,918	80,000
	Fund REVENUE Total: 117 - Cannabis	59,078	52,857	41,438	52,619
	Fund EXPENSE Total: 117 - Cannabis	0	80,000	6,918	80,000
	Fund Total: 117 - Cannabis	59,078	(27,143)	34,520	(27,381)

Fund Total: 117 - Cannabis

Fund REVENUE Total: 117 - Cannabis	1,467,254	1,337,000	1,014,809	1,333,000
Fund EXPENSE Total: 117 - Cannabis	184,072	2,782,759	2,621,093	1,360,381
Fund Total: 117 - Cannabis	1,283,182	(1,445,759)	(1,606,284)	(27,381)



CITY OF TURLOCK BUDGET FY 23-24

Fund 118 - Measure A

PURPOSE

The City of Turlock established a separate fund to track revenues derived from the passage of Measure A approved by voters on November 3, 2020, to take effect April 1, 2021. Measure A is a local three-quarter (3/4) cent transaction (sales) and use tax for general City revenue purposes, to remain in effect until the voters amend or repeal it, to be collected and administered by the California Department of Tax and Fee Administration (CDTFA).

On July 6, 2020, the Turlock Municipal Code Title 3, chapter 3-11, was amended by Ordinance No. 1281-CS. Measure A contains tough fiscal accountability provisions including annual independent financial audits, citizen oversight, and public disclosure of spending to ensure funds are used efficiently, effectively, and as promised.

For FY 23-24, the City is projecting sales tax revenues of \$14.913 million dollars generated from Measure A, of which 50% (\$7.456 million dollars) is allocated for Non-Roads expenses, such as public safety.

**City of Turlock Proposed 23-24 Budget
Fund 118 Measure A**

G/L Account Number	Account Description	FY 21-22 Actual	FY 22-23 Amended Budget	FY 22-23 Actual YTD at 4/15/23	FY 23-24 Proposed Budget
Fund: 118 - Measure A					
Department: 10 - Administration					
Division: 115 - Measure A					
REVENUES					
<i>TX - Taxes</i>					
118-10-115.30020_004	Sales Tax Measure A (50%)	15,166,113	7,175,097	3,162,758	7,456,285
<i>Account Classification Total: TX - Taxes</i>		15,166,113	7,175,097	3,162,758	7,456,285
<i>OR - Other Revenues</i>					
118-10-115.37010_000	Miscellaneous General	0	0	300	0
<i>Account Classification Total: OR - Other Revenues</i>		0	0	300	0
Division Total: 115 - Measure A		15,166,113	7,175,097	3,163,058	7,456,285
Department Total: 10 - Administration		15,166,113	7,175,097	3,163,058	7,456,285
REVENUES Total		15,166,113	7,175,097	3,163,058	7,456,285
EXPENSES					
Department: 10 - Administration					
Division: 102 - City Manager					
<i>SA - Salaries</i>					
118-10-102.41001	Full Time Salaries	0	0	0	365,688
118-10-102.41052	Educational Incentive	0	0	0	4,571
118-10-102.41055	Vacation Conversion Pay	0	0	0	4,000
118-10-102.41056	Management Leave Conversion	0	0	0	5,000
<i>Account Classification Total: SA - Salaries</i>		0	0	0	379,259
<i>BE - Benefits</i>					
118-10-102.42002	Medical Dental Plan	0	0	0	29,806
118-10-102.42003	Vision Insurance	0	0	0	216
118-10-102.42004	Long Term Disability Insurance	0	0	0	3,811
118-10-102.42005	Life Insurance	0	0	0	1,196
118-10-102.42006	SUI	0	0	0	476
118-10-102.42007	Workers Comp Insurance	0	0	0	910
118-10-102.42008	City Liability Insurance	0	0	0	6,720
118-10-102.42009	PERS	0	0	0	66,385
118-10-102.42010	Medicare Tax	0	0	0	5,499
118-10-102.42012	Retiree Health Insurance	0	0	0	10,971
118-10-102.42013	Deferred Comp	0	0	0	10,971
118-10-102.42014	Deferred Comp In Lieu	0	0	0	5,700
118-10-102.42016	Employee Contrib To PERS	0	0	0	(33,323)
118-10-102.42019	PERS UAL (Unfunded Accrued Liability)	0	0	0	31,460
<i>Account Classification Total: BE - Benefits</i>		0	0	0	140,798
<i>VE - Vehicle Expenses</i>					
118-10-102.46000	Auto Allowance	0	0	0	4,800
<i>Account Classification Total: VE - Vehicle Expenses</i>		0	0	0	4,800
<i>MI - Miscellaneous Expenses</i>					
118-10-102.47065	Professional Development	0	0	0	1,400
<i>Account Classification Total: MI - Miscellaneous Expenses</i>		0	0	0	1,400
Division Total: 102 - City Manager		0	0	0	526,257
Division: 109 - Human Relations					
<i>SA - Salaries</i>					
118-10-109.41001	Full Time Salaries	0	0	0	64,292
118-10-109.41051	Confidential Pay	0	0	0	3,215
118-10-109.41053	Sick Leave Conversion Pay	0	0	0	1,600
118-10-109.41055	Vacation Conversion Pay	0	0	0	2,400

**City of Turlock Proposed 23-24 Budget
Fund 118 Measure A**

G/L Account Number	Account Description	FY 21-22 Actual	FY 22-23 Amended Budget	FY 22-23 Actual YTD at 4/15/23	FY 23-24 Proposed Budget
118-10-109.41056	Management Leave Conversion	0	0	0	2,200
	<i>Account Classification Total: SA - Salaries</i>	0	0	0	73,707
<i>BE - Benefits</i>					
118-10-109.42002	Medical Dental Plan	0	0	0	17,360
118-10-109.42003	Vision Insurance	0	0	0	216
118-10-109.42004	Long Term Disability Insurance	0	0	0	670
118-10-109.42005	Life Insurance	0	0	0	210
118-10-109.42006	SUI	0	0	0	238
118-10-109.42007	Workers Comp Insurance	0	0	0	177
118-10-109.42008	City Liability Insurance	0	0	0	1,306
118-10-109.42009	PERS	0	0	0	12,097
118-10-109.42010	Medicare Tax	0	0	0	1,069
118-10-109.42012	Retiree Health Insurance	0	0	0	1,929
118-10-109.42013	Deferred Comp	0	0	0	321
118-10-109.42016	Employee Contrib To PERS	0	0	0	(6,076)
118-10-109.42019	PERS UAL (Unfunded Accrued Liability)	0	0	0	15,730
	<i>Account Classification Total: BE - Benefits</i>	0	0	0	45,247
<i>MI - Miscellaneous Expenses</i>					
118-10-109.47065	Professional Development	0	0	0	500
	<i>Account Classification Total: MI - Miscellaneous Expenses</i>	0	0	0	500
Division Total: 109 - Human Relations		0	0	0	119,454
Division: 115 - Measure A					
<i>CO - Contractual Services</i>					
118-10-115.43060_046	Contract Services Mental Wellbeing	91,099	209,000	166,200	71,800
118-10-115.43106	Administrative Support	2,768	0	0	0
	<i>Account Classification Total: CO - Contractual Services</i>	93,867	209,000	166,200	71,800
<i>SU - Supplies and Maintenance</i>					
118-10-115.44001_000	Supplies General	63	30,000	28,506	0
	<i>Account Classification Total: SU - Supplies and Maintenance</i>	63	30,000	28,506	0
<i>MI - Miscellaneous Expenses</i>					
118-10-115.47005	Advertising	150	0	0	0
118-10-115.47304	Sales Tax Contingency Audit	43,895	6,000	1,963	12,000
	<i>Account Classification Total: MI - Miscellaneous Expenses</i>	44,045	6,000	1,963	12,000
<i>TO - Transfers Out</i>					
118-10-115.48002_001	Transfers Out-Measure A To F110Unassigned Gen Fd Reserve	1,516,611	1,435,019	632,552	1,491,257
118-10-115.48002_002	Transfers Out-Measure A Road Maintenance	7,583,057	0	0	0
118-10-115.48002_003	Transfers Out-Measure A Police Training	58,860	0	0	0
118-10-115.48002_004	Transfers Out-Measure A Fire Feasibility Study	76,071	0	3,164	0
118-10-115.48002_005	Transfers Out-Measure A Fire Salaries & Benefits	327,675	0	0	0
118-10-115.48002_006	Transfers Out-Measure A Fire Outside Contractor Labor	20,000	0	0	0
118-10-115.48002_007	Transfers Out-Measure A Public Facilities Sal & Ben	29,173	0	0	0
118-10-115.48002_008	Transfers Out-Measure A Start Up Veh/Eq Fire Prev Insp	40,000	0	0	0
118-10-115.48002_009	Transfers Out-Measure A Genl Plan Implementation&Growth	250,000	250,000	250,000	250,000
118-10-115.48002_010	Transfers Out-Measure A Police Services Salaries & Ben	153,645	0	0	0
118-10-115.48002_012	Transfers Out-Measure A Admin/Other GF Salaries/Benefits	0	915,371	447,610	0
118-10-115.48002_014	Transfers Out-Measure A to General Fund	0	558,852	0	589,080
	<i>Account Classification Total: TO - Transfers Out</i>	10,055,092	3,159,242	1,333,325	2,330,337

**City of Turlock Proposed 23-24 Budget
Fund 118 Measure A**

G/L Account Number	Account Description	FY 21-22 Actual	FY 22-23 Amended Budget	FY 22-23 Actual YTD at 4/15/23	FY 23-24 Proposed Budget
Division Total: 115 - Measure A		10,193,067	3,404,242	1,529,994	2,414,137
Department Total: 10 - Administration		10,193,067	3,404,242	1,529,994	3,059,848

Department: 20 - Police

Division: 200 - Special Operations

SA - Salaries

118-20-200.41001	Full Time Salaries	0	246,312	101,547	64,656
118-20-200.41052	Educational Incentive	0	0	2,107	0
118-20-200.41053	Sick Leave Conversion Pay	0	0	0	1,000
118-20-200.41055	Vacation Conversion Pay	0	0	0	1,000
118-20-200.41056	Management Leave Conversion	0	0	2,288	0
118-20-200.41059	Continuous Service Pay	0	0	1,264	0
118-20-200.41100_001	Overtime Standard	0	0	85	1,000

Account Classification Total: SA - Salaries 0 246,312 107,291 67,656

BE - Benefits

118-20-200.42001	Uniform Allowance	0	3,390	640	1,130
118-20-200.42002	Medical Dental Plan	0	57,866	20,965	17,360
118-20-200.42003	Vision Insurance	0	720	170	216
118-20-200.42004	Long Term Disability Insurance	0	2,567	1,042	674
118-20-200.42005	Life Insurance	0	805	320	211
118-20-200.42006	SUI	0	714	476	238
118-20-200.42007	Workers Comp Insurance	0	667	259	228
118-20-200.42008	City Liability Insurance	0	4,499	1,884	1,288
118-20-200.42009	PERS	0	43,425	18,057	11,586
118-20-200.42010	Medicare Tax	0	3,572	1,523	981
118-20-200.42012	Retiree Health Insurance	0	4,926	2,874	1,293
118-20-200.42013	Deferred Comp	0	1,232	2,107	323
118-20-200.42014	Deferred Comp In Lieu	0	0	1,663	0
118-20-200.42016	Employee Contrib To PERS	0	(22,168)	(8,134)	(5,819)
118-20-200.42019	PERS UAL (Unfunded Accrued Liability)	0	55,531	37,024	15,730

Account Classification Total: BE - Benefits 0 157,746 80,869 45,439

SU - Supplies and Maintenance

118-20-200.44030_001	Minor Equipment Safety Equipment	0	30,000	0	0
----------------------	----------------------------------	---	--------	---	---

Account Classification Total: SU - Supplies and Maintenance 0 30,000 0 0

Division Total: 200 - Special Operations 0 434,058 188,160 113,095

Division: 205 - Support Operations

SA - Salaries

118-20-205.41001	Full Time Salaries	0	0	0	295,725
118-20-205.41010_006	Police Special Pay POST Officer Differential	0	0	0	5,141
118-20-205.41050	Bilingual Pay	0	0	0	5,141
118-20-205.41052	Educational Incentive	0	0	0	5,812
118-20-205.41053	Sick Leave Conversion Pay	0	0	0	3,000
118-20-205.41055	Vacation Conversion Pay	0	0	0	3,000
118-20-205.41056	Management Leave Conversion	0	0	0	3,000
118-20-205.41059	Continuous Service Pay	0	0	0	9,142

Account Classification Total: SA - Salaries 0 0 0 329,961

BE - Benefits

118-20-205.42001	Uniform Allowance	0	0	0	3,540
118-20-205.42002	Medical Dental Plan	0	0	0	47,166
118-20-205.42003	Vision Insurance	0	0	0	432
118-20-205.42004	Long Term Disability Insurance	0	0	0	3,082

**City of Turlock Proposed 23-24 Budget
Fund 118 Measure A**

G/L Account Number	Account Description	FY 21-22 Actual	FY 22-23 Amended Budget	FY 22-23 Actual YTD at 4/15/23	FY 23-24 Proposed Budget
118-20-205.42005	Life Insurance	0	0	0	967
118-20-205.42006	SUI	0	0	0	714
118-20-205.42007	Workers Comp Insurance	0	0	0	1,351
118-20-205.42008	City Liability Insurance	0	0	0	6,380
118-20-205.42009	PERS	0	0	0	61,767
118-20-205.42010	Medicare Tax	0	0	0	4,784
118-20-205.42012	Retiree Health Insurance	0	0	0	9,967
118-20-205.42013	Deferred Comp	0	0	0	3,558
118-20-205.42014	Deferred Comp In Lieu	0	0	0	5,700
118-20-205.42016	Employee Contrib To PERS	0	0	0	(28,988)
118-20-205.42019	PERS UAL (Unfunded Accrued Liability)	0	0	0	47,190
<i>Account Classification Total: BE - Benefits</i>		0	0	0	167,610
<i>MI - Miscellaneous Expenses</i>					
118-20-205.47065	Professional Development	0	0	0	600
<i>Account Classification Total: MI - Miscellaneous Expenses</i>		0	0	0	600
Division Total: 205 - Support Operations		0	0	0	498,171
Division: 210 - Field Operations					
<i>SA - Salaries</i>					
118-20-210.41001	Full Time Salaries	0	304,743	153,831	742,639
118-20-210.41010_001	Police Special Pay Special Assignment	0	0	95	5,951
118-20-210.41010_002	Police Special Pay FTO	0	0	284	0
118-20-210.41010_006	Police Special Pay POST Officer Differential	0	3,127	4,667	13,271
118-20-210.41050	Bilingual Pay	0	0	3,856	1,616
118-20-210.41052	Educational Incentive	0	0	4,789	14,737
118-20-210.41053	Sick Leave Conversion Pay	0	0	0	12,000
118-20-210.41055	Vacation Conversion Pay	0	0	0	12,000
118-20-210.41056	Management Leave Conversion	0	0	0	3,000
118-20-210.41059	Continuous Service Pay	0	0	9,591	21,338
118-20-210.41060	Signing Bonus	0	0	0	50,000
118-20-210.41100_001	Overtime Standard	0	0	933	10,000
118-20-210.41100_025	Overtime Dispatchers	0	0	6,005	0
118-20-210.41100_029	Overtime Billable	0	0	150	0
<i>Account Classification Total: SA - Salaries</i>		0	307,870	184,200	886,552
<i>BE - Benefits</i>					
118-20-210.42001	Uniform Allowance	0	5,230	2,560	12,980
118-20-210.42002	Medical Dental Plan	0	77,155	35,966	164,736
118-20-210.42003	Vision Insurance	0	960	307	1,728
118-20-210.42004	Long Term Disability Insurance	0	3,281	1,502	7,738
118-20-210.42005	Life Insurance	0	1,030	484	2,428
118-20-210.42006	SUI	0	952	441	2,380
118-20-210.42007	Workers Comp Insurance	0	6,142	2,488	20,653
118-20-210.42008	City Liability Insurance	0	8,673	3,778	26,023
118-20-210.42009	PERS	0	75,439	28,388	203,368
118-20-210.42010	Medicare Tax	0	4,610	2,662	12,855
118-20-210.42012	Retiree Health Insurance	0	12,633	6,908	24,160
118-20-210.42013	Deferred Comp	0	3,127	431	5,047
118-20-210.42014	Deferred Comp In Lieu	0	0	0	11,400
118-20-210.42016	Employee Contrib To PERS	0	(28,616)	(8,257)	(72,555)
118-20-210.42019	PERS UAL (Unfunded Accrued Liability)	0	55,713	61,824	209,468
<i>Account Classification Total: BE - Benefits</i>		0	226,329	139,483	632,409

**City of Turlock Proposed 23-24 Budget
Fund 118 Measure A**

G/L Account Number	Account Description	FY 21-22 Actual	FY 22-23 Amended Budget	FY 22-23 Actual YTD at 4/15/23	FY 23-24 Proposed Budget
<i>MI - Miscellaneous Expenses</i>					
118-20-210.47065	Professional Development	0	0	0	600
<i>Account Classification Total: MI - Miscellaneous Expenses</i>		0	0	0	600
<i>TO - Transfers Out</i>					
118-20-210.48001_090	Transfers Out For Vehicle & Equip Replace	0	225,000	225,000	0
<i>Account Classification Total: TO - Transfers Out</i>		0	225,000	225,000	0
Division Total: 210 - Field Operations		0	759,199	548,684	1,519,561
Division: 220 - Code Enforcement					
<i>SA - Salaries</i>					
118-20-220.41001	Full Time Salaries	0	392,567	183,364	0
118-20-220.41050	Bilingual Pay	0	0	1,163	0
118-20-220.41052	Educational Incentive	0	0	3,074	0
118-20-220.41053	Sick Leave Conversion Pay	0	0	1,876	0
118-20-220.41055	Vacation Conversion Pay	0	0	1,330	0
118-20-220.41059	Continuous Service Pay	0	0	3,976	0
118-20-220.41100_001	Overtime Standard	0	0	789	0
<i>Account Classification Total: SA - Salaries</i>		0	392,567	195,571	0
<i>BE - Benefits</i>					
118-20-220.42001	Uniform Allowance	0	9,030	5,522	0
118-20-220.42002	Medical Dental Plan	0	135,022	51,359	0
118-20-220.42003	Vision Insurance	0	1,680	546	0
118-20-220.42004	Long Term Disability Insurance	0	4,233	1,705	0
118-20-220.42005	Life Insurance	0	1,328	517	0
118-20-220.42006	SUI	0	1,666	1,352	0
118-20-220.42007	Workers Comp Insurance	0	9,555	4,768	0
118-20-220.42008	City Liability Insurance	0	10,856	3,982	0
118-20-220.42009	PERS	0	90,290	30,988	0
118-20-220.42010	Medicare Tax	0	5,890	2,863	0
118-20-220.42012	Retiree Health Insurance	0	11,600	4,823	0
118-20-220.42013	Deferred Comp	0	1,382	582	0
118-20-220.42014	Deferred Comp In Lieu	0	0	4,275	0
118-20-220.42016	Employee Contrib To PERS	0	(36,557)	(12,795)	0
118-20-220.42019	PERS UAL (Unfunded Accrued Liability)	0	74,405	74,280	0
<i>Account Classification Total: BE - Benefits</i>		0	320,380	174,767	0
Division Total: 220 - Code Enforcement		0	712,947	370,338	0
Department Total: 20 - Police		0	1,906,204	1,107,182	2,130,827

Department: 30 - Fire

Division: 300 - Operations

SA - Salaries

118-30-300.41001	Full Time Salaries	14,280	655,666	496,846	708,533
118-30-300.41020_001	Fire Special Pay EMT Certificates	0	6,028	4,923	6,978
118-30-300.41020_002	Fire Special Pay Fitness Incentive	0	8,400	3,600	4,800
118-30-300.41020_003	Fire Special Pay FLSA Wages	0	12,306	8,411	11,286
118-30-300.41020_004	Fire Special Pay PFP	0	0	7,833	24,915
118-30-300.41020_007	Fire Special Pay Management Certificate	0	3,014	2,462	3,489
118-30-300.41050	Bilingual Pay	0	0	1,600	1,200
118-30-300.41052	Educational Incentive	300	0	3,200	3,600
118-30-300.41053	Sick Leave Conversion Pay	0	0	1,515	0
118-30-300.41055	Vacation Conversion Pay	0	0	2,705	0
118-30-300.41059	Continuous Service Pay	0	8,439	11,306	10,467
118-30-300.41100_001	Overtime Standard	0	0	120,939	0

**City of Turlock Proposed 23-24 Budget
Fund 118 Measure A**

G/L Account Number	Account Description	FY 21-22 Actual	FY 22-23 Amended Budget	FY 22-23 Actual YTD at 4/15/23	FY 23-24 Proposed Budget
118-30-300.41100_007	Overtime Department Business	0	0	41	0
	<i>Account Classification Total: SA - Salaries</i>	14,580	693,853	665,382	775,268
<i>BE - Benefits</i>					
118-30-300.42001	Uniform Allowance	0	12,190	9,960	9,930
118-30-300.42002	Medical Dental Plan	4,465	167,899	115,312	152,616
118-30-300.42003	Vision Insurance	50	2,160	844	1,512
118-30-300.42004	Long Term Disability Insurance	149	7,149	5,143	7,383
118-30-300.42005	Life Insurance	45	2,243	1,563	2,317
118-30-300.42006	SUI	0	2,142	2,115	2,142
118-30-300.42007	Workers Comp Insurance	70	13,688	13,068	14,849
118-30-300.42008	City Liability Insurance	431	17,014	15,131	18,202
118-30-300.42009	PERS	5,258	188,913	123,644	203,103
118-30-300.42010	Medicare Tax	208	10,502	9,672	11,241
118-30-300.42012	Retiree Health Insurance	286	35,885	23,077	33,228
118-30-300.42013	Deferred Comp	71	5,345	237	4,251
118-30-300.42014	Deferred Comp In Lieu	0	5,700	8,550	11,400
118-30-300.42016	Employee Contrib To PERS	0	(84,175)	(43,079)	(87,417)
118-30-300.42019	PERS UAL (Unfunded Accrued Liability)	0	82,224	55,280	84,881
	<i>Account Classification Total: BE - Benefits</i>	11,032	468,879	340,517	469,638
<i>MI - Miscellaneous Expenses</i>					
118-30-300.47065	Professional Development	0	0	0	600
	<i>Account Classification Total: MI - Miscellaneous Expenses</i>	0	0	0	600
<i>CA - Capital Outlay</i>					
118-30-300.51414	Roof Replacement	0	0	0	211,713
	<i>Account Classification Total: CA - Capital Outlay</i>	0	0	0	211,713
<i>DS - Debt Service</i>					
118-30-300.53026_001	Pierce Velocity Pumpers (2) Interest	0	59,849	0	56,727
118-30-300.53026_002	Pierce Velocity Pumpers (2) Principal	0	91,565	0	94,687
	<i>Account Classification Total: DS - Debt Service</i>	0	151,414	0	151,414
<i>TO - Transfers Out</i>					
118-30-300.48002_005	Transfers Out-Measure A Fire Salaries & Benefits	146,149	0	0	0
	<i>Account Classification Total: TO - Transfers Out</i>	146,149	0	0	0
Division Total: 300 - Operations		171,761	1,314,146	1,005,898	1,608,633
Department Total: 30 - Fire		171,761	1,314,146	1,005,898	1,608,633

Department: 40 - Development Services

Division: 400 - Planning

SA - Salaries

118-40-400.41001	Full Time Salaries	0	0	0	120,050
118-40-400.41053	Sick Leave Conversion Pay	0	0	0	2,000
118-40-400.41055	Vacation Conversion Pay	0	0	0	5,500
118-40-400.41056	Management Leave Conversion	0	0	0	1,500
118-40-400.41059	Continuous Service Pay	0	0	0	5,402
	<i>Account Classification Total: SA - Salaries</i>	0	0	0	134,452

BE - Benefits

118-40-400.42002	Medical Dental Plan	0	0	0	17,360
118-40-400.42003	Vision Insurance	0	0	0	216
118-40-400.42004	Long Term Disability Insurance	0	0	0	1,251
118-40-400.42005	Life Insurance	0	0	0	393
118-40-400.42006	SUI	0	0	0	238
118-40-400.42007	Workers Comp Insurance	0	0	0	666

**City of Turlock Proposed 23-24 Budget
Fund 118 Measure A**

G/L Account Number	Account Description	FY 21-22 Actual	FY 22-23 Amended Budget	FY 22-23 Actual YTD at 4/15/23	FY 23-24 Proposed Budget
118-40-400.42008	City Liability Insurance	0	0	0	2,287
118-40-400.42009	PERS	0	0	0	23,422
118-40-400.42010	Medicare Tax	0	0	0	1,950
118-40-400.42012	Retiree Health Insurance	0	0	0	3,601
118-40-400.42013	Deferred Comp	0	0	0	3,001
118-40-400.42016	Employee Contrib To PERS	0	0	0	(11,291)
118-40-400.42019	PERS UAL (Unfunded Accrued Liability)	0	0	0	15,730
	<i>Account Classification Total: BE - Benefits</i>	0	0	0	58,824
<i>MI - Miscellaneous Expenses</i>					
118-40-400.47065	Professional Development	0	0	0	600
	<i>Account Classification Total: MI - Miscellaneous Expenses</i>	0	0	0	600
	Division Total: 400 - Planning	0	0	0	193,876
	Department Total: 40 - Development Services	0	0	0	193,876
Department: 50 - Municipal Services					
Division: 500 - Public Facilities					
<i>SA - Salaries</i>					
118-50-500.41001	Full Time Salaries	0	0	0	62,538
118-50-500.41050	Bilingual Pay	0	0	0	650
118-50-500.41051	Confidential Pay	0	0	0	247
118-50-500.41052	Educational Incentive	0	0	0	72
118-50-500.41054	Stand By Wages	0	0	0	1,500
118-50-500.41055	Vacation Conversion Pay	0	0	0	1,000
118-50-500.41059	Continuous Service Pay	0	0	0	2,072
118-50-500.41100_001	Overtime Standard	0	0	0	1,000
	<i>Account Classification Total: SA - Salaries</i>	0	0	0	69,079
<i>BE - Benefits</i>					
118-50-500.42002	Medical Dental Plan	0	0	0	8,791
118-50-500.42003	Vision Insurance	0	0	0	69
118-50-500.42004	Long Term Disability Insurance	0	0	0	652
118-50-500.42005	Life Insurance	0	0	0	205
118-50-500.42006	SUI	0	0	0	134
118-50-500.42007	Workers Comp Insurance	0	0	0	263
118-50-500.42008	City Liability Insurance	0	0	0	1,904
118-50-500.42009	PERS	0	0	0	12,118
118-50-500.42010	Medicare Tax	0	0	0	1,002
118-50-500.42012	Retiree Health Insurance	0	0	0	1,760
118-50-500.42013	Deferred Comp	0	0	0	1,434
118-50-500.42014	Deferred Comp In Lieu	0	0	0	1,482
118-50-500.42016	Employee Contrib To PERS	0	0	0	(5,902)
118-50-500.42019	PERS UAL (Unfunded Accrued Liability)	0	0	0	9,123
	<i>Account Classification Total: BE - Benefits</i>	0	0	0	33,035
<i>VE - Vehicle Expenses</i>					
118-50-500.46000	Auto Allowance	0	0	0	288
	<i>Account Classification Total: VE - Vehicle Expenses</i>	0	0	0	288
<i>MI - Miscellaneous Expenses</i>					
118-50-500.47065	Professional Development	0	0	0	234
	<i>Account Classification Total: MI - Miscellaneous Expenses</i>	0	0	0	234
<i>TO - Transfers Out</i>					
118-50-500.48002_007	Transfers Out-Measure A Public Facilities Sal & Ben	0	83,358	39,995	0
	<i>Account Classification Total: TO - Transfers Out</i>	0	83,358	39,995	0

**City of Turlock Proposed 23-24 Budget
Fund 118 Measure A**

G/L Account Number	Account Description	FY 21-22 Actual	FY 22-23 Amended Budget	FY 22-23 Actual YTD at 4/15/23	FY 23-24 Proposed Budget
Division Total: 500 - Public Facilities		0	83,358	39,995	102,636
Department Total: 50 - Municipal Services		0	83,358	39,995	102,636
Department: 60 - Parks					
Division: 600 - Maintenance					
<i>SA - Salaries</i>					
118-60-600.41001	Full Time Salaries	0	45,564	33,015	136,480
118-60-600.41050	Bilingual Pay	0	0	0	650
118-60-600.41051	Confidential Pay	0	0	0	493
118-60-600.41052	Educational Incentive	0	0	0	144
118-60-600.41053	Sick Leave Conversion Pay	0	0	0	4,500
118-60-600.41054	Stand By Wages	0	0	0	500
118-60-600.41055	Vacation Conversion Pay	0	0	1,877	2,600
118-60-600.41056	Management Leave Conversion	0	0	0	1,200
118-60-600.41059	Continuous Service Pay	0	0	0	2,974
118-60-600.41100_001	Overtime Standard	0	0	64	3,000
<i>Account Classification Total: SA - Salaries</i>		0	45,564	34,956	152,541
<i>BE - Benefits</i>					
118-60-600.42002	Medical Dental Plan	0	19,289	7,448	28,981
118-60-600.42003	Vision Insurance	0	240	70	311
118-60-600.42004	Long Term Disability Insurance	0	475	345	1,422
118-60-600.42005	Life Insurance	0	149	105	446
118-60-600.42006	SUI	0	238	238	419
118-60-600.42007	Workers Comp Insurance	0	1,279	188	1,940
118-60-600.42008	City Liability Insurance	0	1,400	1,075	4,446
118-60-600.42009	PERS	0	7,236	5,077	25,745
118-60-600.42010	Medicare Tax	0	661	498	2,212
118-60-600.42012	Retiree Health Insurance	0	911	660	3,489
118-60-600.42013	Deferred Comp	0	228	165	2,405
118-60-600.42014	Deferred Comp In Lieu	0	0	0	1,824
118-60-600.42016	Employee Contrib To PERS	0	(4,101)	(2,474)	(12,667)
118-60-600.42019	PERS UAL (Unfunded Accrued Liability)	0	18,510	13,115	27,685
<i>Account Classification Total: BE - Benefits</i>		0	46,515	26,510	88,658
<i>VE - Vehicle Expenses</i>					
118-60-600.46000	Auto Allowance	0	0	0	576
<i>Account Classification Total: VE - Vehicle Expenses</i>		0	0	0	576
<i>MI - Miscellaneous Expenses</i>					
118-60-600.47065	Professional Development	0	0	0	348
<i>Account Classification Total: MI - Miscellaneous Expenses</i>		0	0	0	348
<i>TO - Transfers Out</i>					
118-60-600.48002_013	Transfers Out-Measure A Parks & Rec Salaries & Benefits	21,003	112,773	52,965	0
<i>Account Classification Total: TO - Transfers Out</i>		21,003	112,773	52,965	0
Division Total: 600 - Maintenance		21,003	204,852	114,430	242,123
Department Total: 60 - Parks		21,003	204,852	114,430	242,123

Department: 61 - Recreation

Division: 620 - Recreation Administration

SA - Salaries

118-61-620.41001	Full Time Salaries	0	0	0	237,398
118-61-620.41050	Bilingual Pay	0	0	0	2,364
118-61-620.41051	Confidential Pay	0	0	0	247
118-61-620.41052	Educational Incentive	0	0	0	1,872

**City of Turlock Proposed 23-24 Budget
Fund 118 Measure A**

G/L Account Number	Account Description	FY 21-22 Actual	FY 22-23 Amended Budget	FY 22-23 Actual YTD at 4/15/23	FY 23-24 Proposed Budget
118-61-620.41053	Sick Leave Conversion Pay	0	0	0	2,400
118-61-620.41054	Stand By Wages	0	0	0	600
118-61-620.41055	Vacation Conversion Pay	0	0	0	2,000
118-61-620.41059	Continuous Service Pay	0	0	0	2,321
118-61-620.41100_001	Overtime Standard	0	0	0	1,000
118-61-620.41300_011	Salary/Benefit Transfer from FD 270-ASES Grant	0	0	0	(41,800)
<i>Account Classification Total: SA - Salaries</i>		0	0	0	208,402
<i>BE - Benefits</i>					
118-61-620.42002	Medical Dental Plan	0	0	0	37,550
118-61-620.42003	Vision Insurance	0	0	0	458
118-61-620.42004	Long Term Disability Insurance	0	0	0	2,474
118-61-620.42005	Life Insurance	0	0	0	776
118-61-620.42006	SUI	0	0	0	515
118-61-620.42007	Workers Comp Insurance	0	0	0	643
118-61-620.42008	City Liability Insurance	0	0	0	6,279
118-61-620.42009	PERS	0	0	0	44,834
118-61-620.42010	Medicare Tax	0	0	0	3,628
118-61-620.42012	Retiree Health Insurance	0	0	0	6,176
118-61-620.42013	Deferred Comp	0	0	0	4,145
118-61-620.42014	Deferred Comp In Lieu	0	0	0	342
118-61-620.42016	Employee Contrib To PERS	0	0	0	(21,978)
118-61-620.42019	PERS UAL (Unfunded Accrued Liability)	0	0	0	34,291
<i>Account Classification Total: BE - Benefits</i>		0	0	0	120,133
<i>VE - Vehicle Expenses</i>					
118-61-620.46000	Auto Allowance	0	0	0	288
<i>Account Classification Total: VE - Vehicle Expenses</i>		0	0	0	288
<i>MI - Miscellaneous Expenses</i>					
118-61-620.47065	Professional Development	0	0	0	714
<i>Account Classification Total: MI - Miscellaneous Expenses</i>		0	0	0	714
<i>TO - Transfers Out</i>					
118-61-620.48002_013	Transfers Out-Measure A Parks & Rec Salaries & Benefits	0	360,370	234,936	0
<i>Account Classification Total: TO - Transfers Out</i>		0	360,370	234,936	0
Division Total: 620 - Recreation Administration		0	360,370	234,936	329,537
Division: 624 - Sports					
<i>TO - Transfers Out</i>					
118-61-624.48002_013	Transfers Out-Measure A Parks & Rec Salaries & Benefits	0	144,032	0	0
<i>Account Classification Total: TO - Transfers Out</i>		0	144,032	0	0
Division Total: 624 - Sports		0	144,032	0	0
Department Total: 61 - Recreation		0	504,402	234,936	329,537
EXPENSES Total		10,385,831	7,417,204	4,032,434	7,667,480
Fund REVENUE Total: 118 - Measure A		15,166,113	7,175,097	3,163,058	7,456,285
Fund EXPENSE Total: 118 - Measure A		10,385,831	7,417,204	4,032,434	7,667,480
Fund Total: 118 - Measure A		4,780,282	(242,107)	(869,376)	(211,195)



CITY OF TURLOCK BUDGET FY 23-24

Fund 119 - American Rescue Plan Act (ARPA)

PURPOSE

On March 11, 2021, the American Rescue Plan Act (ARPA) was signed into law and established the Coronavirus State Fiscal Recovery Fund and Coronavirus Local Fiscal Recovery Funds, which together make up the Coronavirus State and Local Fiscal Recovery Funds ("SLFRF") program. This program is intended to provide support to State, territorial, local, and Tribal governments in responding to economic and public health impacts of COVID-19 and in their efforts to contain impacts on their communities, residents, and businesses.

Congress has allocated \$350 billion in Coronavirus State Fiscal Recovery Funds for state, local, territorial, and Tribal governments, marking the first time in history funding has been allocated directly to local governments from the Federal government.

The City of Turlock has been allocated \$15,753,190 to come directly from the U.S. Department of Treasury. The City of Turlock has until December 31, 2024 to obligate the funds and until December 31, 2026 to fully expend the funds for eligible costs as summarized in the Final Rule dated January 27, 2022.

The City of Turlock received the first tranche of \$7,867,595 in July of 2021 and second tranche of \$7,867,595 in July of 2022.

**City of Turlock Proposed 23-24 Budget
Fund 119 American Rescue Plan Act (ARPA)**

G/L Account Number	Account Description	FY 21-22 Actual	FY 22-23 Amended Budget	FY 22-23 Actual YTD at 4/15/23	FY 23-24 Proposed Budget
Fund: 119 - American Rescue Plan Act					
Department: 10 - Administration					
Division: 188 - American Rescue Plan Act					
REVENUES					
<i>IG - Intergovernmental</i>					
119-10-188.34307	American Rescue Plan Act	7,876,595	7,876,595	7,876,595	0
<i>Account Classification Total: IG - Intergovernmental</i>		7,876,595	7,876,595	7,876,595	0
Division Total: 188 - American Rescue Plan Act		7,876,595	7,876,595	7,876,595	0
Department Total: 10 - Administration		7,876,595	7,876,595	7,876,595	0
REVENUES Total		7,876,595	7,876,595	7,876,595	0
EXPENSES					
Department: 10 - Administration					
Division: 106 - Finance					
<i>SA - Salaries</i>					
119-10-106.41001	Full Time Salaries	0	0	0	128,882
119-10-106.41053	Sick Leave Conversion Pay	0	0	0	3,000
119-10-106.41055	Vacation Conversion Pay	0	0	0	5,000
119-10-106.41100	Overtime	0	0	0	5,000
<i>Account Classification Total: SA - Salaries</i>		0	0	0	141,882
<i>BE - Benefits</i>					
119-10-106.42002	Medical Dental Plan	0	0	0	29,512
119-10-106.42003	Vision Insurance	0	0	0	367
119-10-106.42004	Long Term Disability Insurance	0	0	0	1,343
119-10-106.42005	Life Insurance	0	0	0	421
119-10-106.42006	SUI	0	0	0	405
119-10-106.42007	Workers Comp Insurance	0	0	0	341
119-10-106.42008	City Liability Insurance	0	0	0	2,514
119-10-106.42009	PERS	0	0	0	23,096
119-10-106.42010	Medicare Tax	0	0	0	2,057
119-10-106.42012	Retiree Health Insurance	0	0	0	2,578
119-10-106.42013	Deferred Comp	0	0	0	644
119-10-106.42016	Employee Contrib To PERS	0	0	0	(11,599)
119-10-106.42019	PERS UAL (Unfunded Accrued Liability)	0	0	0	26,741
<i>Account Classification Total: BE - Benefits</i>		0	0	0	78,420
Division Total: 106 - Finance		0	0	0	220,302
Division: 188 - American Rescue Plan Act					
<i>CO - Contractual Services</i>					
119-10-188.43060_000	Contract Services General	0	650,000	312,500	187,500
119-10-188.43060_044	Contract Services Case Management	40,794	78,000	25,250	78,000
119-10-188.43060_047	Contract Services Business Devel & Assist Program	97,290	239,432	136,059	150,804
119-10-188.43120_007	Building Maintenance HVAC	0	300,000	29,884	260,000
<i>Account Classification Total: CO - Contractual Services</i>		138,084	1,267,432	503,693	676,304
<i>MI - Miscellaneous Expenses</i>					
119-10-188.47188	RAD Card	640,000	0	0	0
119-10-188.47599	ARPA Garbage Credit	155,456	965,944	661,911	1,175,167
<i>Account Classification Total: MI - Miscellaneous Expenses</i>		795,456	965,944	661,911	1,175,167
<i>CA - Capital Outlay</i>					
119-10-188.51005_008	Communications Broadband Infrastructure	12,735	25,000	18,963	15,000
119-10-188.51015_001	Network Firewall/Cyber Solutions	0	334,672	272,408	62,265
<i>Account Classification Total: CA - Capital Outlay</i>		12,735	359,672	291,370	77,265

**City of Turlock Proposed 23-24 Budget
Fund 119 American Rescue Plan Act (ARPA)**

G/L Account Number	Account Description	FY 21-22 Actual	FY 22-23 Amended Budget	FY 22-23 Actual YTD at 4/15/23	FY 23-24 Proposed Budget
<i>TO - Transfers Out</i>					
119-10-188.48003_001	Transfers Out-ARPA Maintenance Wkr Sal & Ben	119,939	320,186	192,054	0
119-10-188.48003_002	Transfers Out-ARPA Police Salaries & Benefits	61,961	306,734	127,514	0
119-10-188.48003_003	Transfers Out-ARPA OA I-IT Sal & Ben	3,843	99,935	37,797	0
119-10-188.48003_004	Transfers Out-ARPA Columbia Pool Improvements	0	3,000,000	3,000,000	0
<i>Account Classification Total: TO - Transfers Out</i>		185,742	3,726,855	3,357,365	0
Division Total: 188 - American Rescue Plan Act		1,132,018	6,319,903	4,814,340	1,928,736
Department Total: 10 - Administration		1,132,018	6,319,903	4,814,340	2,149,038

Department: 20 - Police

Division: 205 - Support Operations

SA - Salaries

119-20-205.41001	Full Time Salaries	0	0	0	47,238
119-20-205.41053	Sick Leave Conversion Pay	0	0	0	1,000
119-20-205.41055	Vacation Conversion Pay	0	0	0	1,000
<i>Account Classification Total: SA - Salaries</i>		0	0	0	49,238

BE - Benefits

119-20-205.42001	Uniform Allowance	0	0	0	1,130
119-20-205.42002	Medical Dental Plan	0	0	0	17,360
119-20-205.42003	Vision Insurance	0	0	0	216
119-20-205.42004	Long Term Disability Insurance	0	0	0	492
119-20-205.42005	Life Insurance	0	0	0	154
119-20-205.42006	SUI	0	0	0	238
119-20-205.42007	Workers Comp Insurance	0	0	0	183
119-20-205.42008	City Liability Insurance	0	0	0	962
119-20-205.42009	PERS	0	0	0	8,465
119-20-205.42010	Medicare Tax	0	0	0	714
119-20-205.42012	Retiree Health Insurance	0	0	0	945
119-20-205.42013	Deferred Comp	0	0	0	236
119-20-205.42016	Employee Contrib To PERS	0	0	0	(4,251)
119-20-205.42019	PERS UAL (Unfunded Accrued Liability)	0	0	0	15,730
<i>Account Classification Total: BE - Benefits</i>		0	0	0	42,574
Division Total: 205 - Support Operations		0	0	0	91,812
Department Total: 20 - Police		0	0	0	91,812

Department: 50 - Municipal Services

Division: 500 - Public Facilities

SA - Salaries

119-50-500.41001	Full Time Salaries	0	0	0	49,056
119-50-500.41054	Stand By Wages	0	0	0	1,500
119-50-500.41055	Vacation Conversion Pay	0	0	0	1,000
119-50-500.41100	Overtime	0	0	0	2,000
<i>Account Classification Total: SA - Salaries</i>		0	0	0	53,556

BE - Benefits

119-50-500.42002	Medical Dental Plan	0	0	0	17,360
119-50-500.42003	Vision Insurance	0	0	0	216
119-50-500.42004	Long Term Disability Insurance	0	0	0	511
119-50-500.42005	Life Insurance	0	0	0	160
119-50-500.42006	SUI	0	0	0	238
119-50-500.42007	Workers Comp Insurance	0	0	0	1,504
119-50-500.42008	City Liability Insurance	0	0	0	1,646

**City of Turlock Proposed 23-24 Budget
Fund 119 American Rescue Plan Act (ARPA)**

G/L Account Number	Account Description	FY 21-22 Actual	FY 22-23 Amended Budget	FY 22-23 Actual YTD at 4/15/23	FY 23-24 Proposed Budget
119-50-500.42009	PERS	0	0	0	8,791
119-50-500.42010	Medicare Tax	0	0	0	777
119-50-500.42012	Retiree Health Insurance	0	0	0	981
119-50-500.42013	Deferred Comp	0	0	0	245
119-50-500.42016	Employee Contrib To PERS	0	0	0	(4,415)
119-50-500.42019	PERS UAL (Unfunded Accrued Liability)	0	0	0	15,730
<i>Account Classification Total: BE - Benefits</i>		0	0	0	43,744
Division Total: 500 - Public Facilities		0	0	0	97,300
Department Total: 50 - Municipal Services		0	0	0	97,300
Department: 60 - Parks					
Division: 600 - Maintenance					
<i>SA - Salaries</i>					
119-60-600.41001	Full Time Salaries	0	0	0	98,511
119-60-600.41053	Sick Leave Conversion Pay	0	0	0	4,500
119-60-600.41054	Stand By Wages	0	0	0	4,000
119-60-600.41055	Vacation Conversion Pay	0	0	0	2,600
119-60-600.41056	Management Leave Conversion	0	0	0	1,200
119-60-600.41100	Overtime	0	0	0	3,000
<i>Account Classification Total: SA - Salaries</i>		0	0	0	113,811
<i>BE - Benefits</i>					
119-60-600.42002	Medical Dental Plan	0	0	0	34,720
119-60-600.42003	Vision Insurance	0	0	0	432
119-60-600.42004	Long Term Disability Insurance	0	0	0	1,027
119-60-600.42005	Life Insurance	0	0	0	322
119-60-600.42006	SUI	0	0	0	476
119-60-600.42007	Workers Comp Insurance	0	0	0	3,196
119-60-600.42008	City Liability Insurance	0	0	0	3,498
119-60-600.42009	PERS	0	0	0	18,047
119-60-600.42010	Medicare Tax	0	0	0	1,650
119-60-600.42012	Retiree Health Insurance	0	0	0	1,970
119-60-600.42013	Deferred Comp	0	0	0	493
119-60-600.42016	Employee Contrib To PERS	0	0	0	(8,866)
119-60-600.42019	PERS UAL (Unfunded Accrued Liability)	0	0	0	31,460
<i>Account Classification Total: BE - Benefits</i>		0	0	0	88,425
Division Total: 600 - Maintenance		0	0	0	202,236
Department Total: 60 - Parks		0	0	0	202,236
EXPENSES Total		1,132,018	6,319,903	4,814,340	2,540,386
Fund REVENUE	Total: 119 - American Rescue Plan Act	7,876,595	7,876,595	7,876,595	0
Fund EXPENSE	Total: 119 - American Rescue Plan Act	1,132,018	6,319,903	4,814,340	2,540,386
Fund Total: 119 - American Rescue Plan Act		6,744,577	1,556,692	3,062,255	(2,540,386)



CITY OF TURLOCK BUDGET FY 23-24

Fund 227 - Public Safety Tax

PURPOSE

This tax was established to be used solely for the acquisition, replacement, improvement and expansion of public safety equipment and facilities of the Police and Fire departments of the City of Turlock. The establishment and use of this tax is consistent with the Public Safety initiative stated in the 2011-2013 Strategic Plan.

**City of Turlock Proposed 23-24 Budget
Fund 227 Public Safety Tax**

G/L Account Number	Account Description	FY 21-22 Actual	FY 22-23 Amended Budget	FY 22-23 Actual YTD at 4/30/23	FY 23-24 Proposed Budget
Fund: 227 - Public Safety Tax					
Department: 40 - Development Services					
Division: 135 - Public Safety Tax					
REVENUES					
<i>IN - Interest Income</i>					
227-40-135.33000	Interest Income	-	-	-	600
<i>Account Classification Total: IN - Interest Income</i>		-	-	-	600
<i>CH - Charges for Services</i>					
227-40-135.35161	Public Safety Tax	3,321	3,000	3,425	0
<i>Account Classification Total: CH - Charges for Services</i>		3,321	3,000	3,425	0
Division Total: 135 - Public Safety Tax		3,321	3,000	3,425	600
Department Total: 40 - Development Services		3,321	3,000	3,425	600
REVENUES Total		3,321	3,000	3,425	600
Fund REVENUE	Total: 227 - Public Safety Tax	3,321	3,000	3,425	600
Fund EXPENSE	Total: 227 - Public Safety Tax	3,321	3,000	3,425	600
Fund Total: 227 - Public Safety Tax		3,321	3,000	3,425	600



CITY OF TURLOCK BUDGET FY 23-24

Fund 231 - Community Facilities District #2

PURPOSE

The Turlock Community Facilities District No. 2 (Services Mitigation) was formed in October, 2004 under the terms of the Mello-Roos Community Facilities Act of 1982. The District was formed in an effort to mitigate the effect new development was projected to have on existing General Fund funded city services - specifically public safety and park maintenance services. Any new residential development which does not already have entitlements based on existing zoning is required to annex to CFD No. 2 as a condition of development. The maximum annual special assessment for a single family residential unit is stated in the implementing resolution (Resolution No. 2004-220).

The FY 06-07 was the first year a special assessment for CFD No. 2 was placed on the tax roll. Residential units within the boundaries of CFD No. 2 become taxable units after they receive their final building inspection. July 1 of each year is used as the cut off date for placing a parcel on the tax roll. The maximum annual assessment for a single family residential unit is \$400 for the first three years of the District (first year is FY 05-06), \$500 for the next three years, and \$600 for the following three years. Starting in year 10 (fiscal year 2014-15) of the CFD, the \$600 annual assessment will increase by 2% per year, compounded annually. For the FY 23-24, the annual amount assessed per parcel is \$716 for single family residences and \$561 for multi family residences.

PROGRAMS

The "Final Hearing Report" for CFD #2 contains per residential unit costs associated with providing police, fire and parks maintenance services. These per unit costs are being used as the basis for the allocation of revenues received.

The budget includes transfers to the General Fund departmental budgets for Police, Fire and Park Maintenance to offset the effects development has had on their operating budgets.

**City of Turlock Proposed 23-24 Budget
Fund 231 Northeast Turlock CFD #2**

G/L Account Number	Account Description	FY 21-22 Actual	FY 22-23 Amended Budget	FY 22-23 Actual YTD at 4/30/23	FY 23-24 Proposed Budget
Fund: 231 - Northeast Turlock CFD #2					
Department: 10 - Administration					
Division: 171 - CFD - #2					
REVENUES					
<i>TX - Taxes</i>					
231-10-171.30080_001	Direct Assessments CFD #2	975,110	981,900	568,024	1,054,300
<i>Account Classification Total: TX - Taxes</i>		975,110	981,900	568,024	1,054,300
<i>IN - Interest Income</i>					
231-10-171.33000	Interest Income	4,763	3,000	245	3,000
<i>Account Classification Total: IN - Interest Income</i>		4,763	3,000	245	3,000
Division Total: 171 - CFD - #2		979,873	984,900	568,269	1,057,300
Department Total: 10 - Administration		979,873	984,900	568,269	1,057,300
REVENUES Total		979,873	984,900	568,269	1,057,300
EXPENSES					
<i>CO - Contractual Services</i>					
231-10-171.43025	City Administration	29,388	29,500	0	31,700
<i>Account Classification Total: CO - Contractual Services</i>		29,388	29,500	0	31,700
<i>MI - Miscellaneous Expenses</i>					
231-10-171.47010	Bank Charges	275	300	0	300
<i>Account Classification Total: MI - Miscellaneous Expenses</i>		275	300	0	300
<i>TO - Transfers Out</i>					
231-10-171.48001_025	Transfers Out To Fd 110 for Police	607,351	610,500	0	655,400
231-10-171.48001_026	Transfers Out To Fd 110 for Fire	254,695	256,000	0	274,800
231-10-171.48001_027	Transfers Out To Fd 110 for Parks	88,164	88,600	0	95,100
<i>Account Classification Total: TO - Transfers Out</i>		950,210	955,100	0	1,025,300
Division Total: 171 - CFD - #2		979,873	984,900	0	1,057,300
Department Total: 10 - Administration		979,873	984,900	0	1,057,300
EXPENSES Total		979,873	984,900	0	1,057,300
Fund REVENUE	Total: 231 - Northeast Turlock CFD #2	979,873	984,900	568,269	1,057,300
Fund EXPENSE	Total: 231 - Northeast Turlock CFD #2	979,873	984,900	0	1,057,300
Fund Total: 231 - Northeast Turlock CFD #2		0	0	568,269	0



CITY OF TURLOCK BUDGET FY 23-24

Fund 621 - Successor Agency - Non LMI

PURPOSE

The Turlock Redevelopment Agency was first activated in 1993 and amended in 1996. The total area covered just over 4,300 acres in the City of Turlock. The Agency's primary mission was to eliminate blight within the designated project area as well as promote economic development, help provide essential public facilities, and reconstruct and rehabilitate blighted properties. The general goals and objectives of the Agency were set forth in the Agency's Five-year Implementation Plan.

Funds 621 and 625 reflect the changes necessary with the implementation of AB 1X 26 which dissolved redevelopment agencies in California. No new projects or additional tax increment is reflected. The legislation provides for a maximum of \$250,000 for staffing purposes for the Successor Agency to carry-out the basic requirements of AB 1X 26 to wind down the previously existing Turlock Redevelopment Agency, implement and complete existing legal contracts and projects, and dispose of any properties held by the Agency.

The primary tasks that will be carried out include actions necessary to make outstanding bond payments and pay other enforceable obligations of the Successor Agency.

In November 2016 the Successor Agency issued refunding bonds to refinance the outstanding portion of the 1999, 2006 and 2011 Bonds which were secured with tax increment revenue by the former Redevelopment Agency.

**City of Turlock Proposed 23-24 Budget
Fund 621 Successor Agency - Non LMI**

G/L Account Number	Account Description	FY 21-22 Actual	FY 22-23 Amended Budget	FY 22-23 Actual YTD at 4/30/23	FY 23-24 Proposed Budget
Fund: 621 - Successor Agency - Non LMI					
Department: 10 - Administration					
Division: 198 - Successor Agency - Non LMI					
REVENUES					
<i>TX - Taxes</i>					
621-10-198.30045	Property Taxes RPTTF Distributions	2,590,542	2,533,257	2,533,257	2,574,847
<i>Account Classification Total: TX - Taxes</i>		2,590,542	2,533,257	2,533,257	2,574,847
<i>IN - Interest Income</i>					
621-10-198.33010_004	Interest - Bonds 2016 Refunding Bonds	18	0	0	0
<i>Account Classification Total: IN - Interest Income</i>		18	0	0	0
Division Total: 198 - Successor Agency - Non LMI		2,590,560	2,533,257	2,533,257	2,574,847
Department Total: 10 - Administration		2,590,560	2,533,257	2,533,257	2,574,847
REVENUES Total		2,590,560	2,533,257	2,533,257	2,574,847
EXPENSES					
<i>CO - Contractual Services</i>					
621-10-198.43055_002	Consultant Audit	762	1,583	75	1,888
621-10-198.43060_000	Contract Services General	13,200	11,000	3,400	11,000
<i>Account Classification Total: CO - Contractual Services</i>		13,961	12,583	3,475	12,888
<i>DS - Debt Service</i>					
621-10-198.53021_001	2016 SA Refunding Bond Interest	1,301,756	1,242,757	1,242,756	1,180,757
621-10-198.53021_002	2016 SA Refunding Bond Principal	1,150,000	1,210,000	1,210,000	1,270,000
<i>Account Classification Total: DS - Debt Service</i>		2,451,756	2,452,757	2,452,756	2,450,757
<i>TO - Transfers Out</i>					
621-10-198.48001_158	Transfers Out Successor Agency Support	58,738	108,000	0	80,444
621-10-198.48001_190	Transfers Out To Fund 625 Mobile Home Rent Sub	40,829	62,000	0	39,500
<i>Account Classification Total: TO - Transfers Out</i>		99,567	170,000	0	119,944
Division Total: 198 - Successor Agency - Non LMI		2,565,285	2,635,340	2,456,231	2,583,589
Department Total: 10 - Administration		2,565,285	2,635,340	2,456,231	2,583,589
EXPENSES Total		2,565,285	2,635,340	2,456,231	2,583,589
Fund REVENUE	Total: 621 - Successor Agency - Non LMI	2,590,560	2,533,257	2,533,257	2,574,847
Fund EXPENSE	Total: 621 - Successor Agency - Non LMI	2,565,285	2,635,340	2,456,231	2,583,589
Fund Total: 621 - Successor Agency - Non LMI		25,275	(102,083)	77,026	(8,742)



CITY OF TURLOCK BUDGET FY 23-24

Fund 705 - Northwest Triangle Mello-Roos Assessment

PURPOSE

The NW Triangle Mello-Roos Assessment District was established to account for the special assessment revenues assessed on properties within the District. These revenues are used to make annual principal and interest payments on the bonds issued to finance the infrastructure improvements within the District.

The infrastructure improvements included improving the Highway 99/Monte Vista Avenue Interchange, widening Monte Vista Avenue in the area surrounding the Monte Vista Shopping Center, construction of Countryside Drive through the Monte Vista Shopping Center, and realigning Tegner road south of Monte Vista Avenue. In addition, various water, wastewater and storm drainage system improvements were installed to service the commercial properties within the District's boundaries.

When the district was formed, a maximum annual assessment per parcel was established. The actual amount assessed for the past four fiscal years has been approximately 85% of the maximum. The annual assessment will continue until the underlying bonds are fully retired or until fiscal year 2030-31, whichever comes first.

In addition to funding the debt service as described above, the annual assessment also pays for the annual reporting requirements and incidental administrative expenses of the district.

**City of Turlock Proposed 23-24 Budget
Fund 705 NW Triangle Mello Roos (CFD #1)**

G/L Account Number	Account Description	FY 21-22 Actual	FY 22-23 Amended Budget	FY 22-23 Actual YTD at 4/30/23	FY 23-24 Proposed Budget
Fund: 705 - NW Triangle Mello Roos (CFD #1)					
Department: 00 - Non-Departmental					
Division: 000 - Non-Departmental					
REVENUES					
<i>TX - Taxes</i>					
705-00-000.30080_004	Direct Assessments Monte Vista CFD#1	288,938	292,878	98,954	291,578
<i>Account Classification Total: TX - Taxes</i>		288,938	292,878	98,954	291,578
<i>IN - Interest Income</i>					
705-00-000.33000	Interest Income	1,636	2,100	(230)	2,100
705-00-000.33150	Interest Income-Fiscal Agent	21	0	0	0
<i>Account Classification Total: IN - Interest Income</i>		1,657	2,100	(230)	2,100
Division Total: 000 - Non-Departmental		290,595	294,978	98,724	293,678
Department Total: 00 - Non-Departmental		290,595	294,978	98,724	293,678
REVENUES Total		290,595	294,978	98,724	293,678
EXPENSES					
Department: 10 - Administration					
Division: 170 - CFD #1					
<i>CO - Contractual Services</i>					
705-10-170.43025	City Administration	22,500	22,500	0	0
705-10-170.43165_001	Reports Annual	4,300	7,000	3,500	0
705-10-170.43197	Trustee Fees	1,100	1,500	1,300	0
<i>Account Classification Total: CO - Contractual Services</i>		27,900	31,000	4,800	0
<i>MI - Miscellaneous Expenses</i>					
705-10-170.47010	Bank Charges	60	100	0	0
<i>Account Classification Total: MI - Miscellaneous Expenses</i>		60	100	0	0
<i>DS - Debt Service</i>					
705-10-170.53003_001	Bond Payments Interest	21,735	15,750	15,750	9,576
705-10-170.53003_002	Bond Payments Principal	235,000	240,000	240,000	250,000
<i>Account Classification Total: DS - Debt Service</i>		256,735	255,750	255,750	259,576
Division Total: 170 - CFD #1		284,695	286,850	260,550	259,576
Department Total: 10 - Administration		284,695	286,850	260,550	259,576
EXPENSES Total		284,695	286,850	260,550	259,576
Fund REVENUE	Total: 705 - NW Triangle Mello Roos (CFD #1)	290,595	294,978	98,724	293,678
Fund EXPENSE	Total: 705 - NW Triangle Mello Roos (CFD #1)	284,695	286,850	260,550	259,576
Fund Total: 705 - NW Triangle Mello Roos (CFD #1)		5,900	8,128	(161,826)	34,102



CITY OF TURLOCK BUDGET FY 23-24

Fund 706 - Property and Business Improvement District #3

PURPOSE

In July 2013, sufficient votes were cast from downtown property owners in favor of renewing the Property and Business Improvement District and establishing PBID #3 in downtown Turlock for a ten year period. The monies raised through the assessments provides for maintenance, events and promotion, special projects and district management.

Stanislaus County sends the assessments collected to the City of Turlock. City Staff remits this to the Turlock Downtown and Property Owner's Association.

The Maintenance Obligations of the Turlock Downtown Property and Business Improvement District Management Plan details annual contributions to a Parking Lot Fund for the slurry seal and striping of the City owned parking lots located within the PBID every five to seven years. That Parking Lot Fund is reflected in the reserve balance for Fund 706.

**City of Turlock Proposed 23-24 Budget
Fund 706 Prop & Busi Improve Dist (PBID)**

G/L Account Number	Account Description	FY 21-22 Actual	FY 22-23 Amended Budget	FY 22-23 Actual YTD at 4/30/23	FY 23-24 Proposed Budget
Fund: 706 - Prop & Busi Improve Dist (PBID)					
Department: 00 - Non-Departmental					
Division: 000 - Non-Departmental					
REVENUES					
<i>TX - Taxes</i>					
706-00-000.30080_005	Direct Assessments PBID	150,197	150,000	84,455	150,000
<i>Account Classification Total: TX - Taxes</i>		150,197	150,000	84,455	150,000
Division Total: 000 - Non-Departmental		150,197	150,000	84,455	150,000
Department Total: 00 - Non-Departmental		150,197	150,000	84,455	150,000
Department: 10 - Administration					
Division: 173 - PBID #3					
<i>OR - Other Revenues</i>					
706-10-173.37012	PBID Parking Lot Fund	6,651	6,818	6,818	6,989
<i>Account Classification Total: OR - Other Revenues</i>		6,651	6,818	6,818	6,989
Division Total: 173 - PBID #3		6,651	6,818	6,818	6,989
Department Total: 10 - Administration		6,651	6,818	6,818	6,989
REVENUES Total		156,848	156,818	91,273	156,989
EXPENSES					
<i>MI - Miscellaneous Expenses</i>					
706-10-173.47551	Turlock Downtown Property Owners Association	148,033	150,000	0	150,000
<i>Account Classification Total: MI - Miscellaneous Expenses</i>		148,033	150,000	0	150,000
Division Total: 173 - PBID #3		148,033	150,000	0	150,000
Department Total: 10 - Administration		148,033	150,000	0	150,000
EXPENSES Total		148,033	150,000	0	150,000
Fund REVENUE	Total: 706 - Prop & Busi Improve Dist (PBID)	156,848	156,818	91,273	156,989
Fund EXPENSE	Total: 706 - Prop & Busi Improve Dist (PBID)	148,033	150,000	0	150,000
Fund Total: 706 - Prop & Busi Improve Dist (PBID)		8,815	6,818	91,273	6,989

The only balance in this fund is the Parking Lot Maintenance Reserve



CITY OF TURLOCK BUDGET FY 23-24

Fund 240 - Small Equip. Replacement
Fund 241 - DSD Asset Replacement
Fund 242 - Computer Replacement
Fund 506 - Vehicle/Equip. Replacement

PURPOSE

These funds were established to hold monies set aside from the Department's operating budgets for the purchase of computer equipment in Fund 242, small equipment purchases in Fund 240, and vehicles/equipment in Fund 506.

Fund 241 holds monies set aside from Engineering, Building & Safety and Planning fees for the purchase of replacement assets.

**City of Turlock Proposed 23-24 Budget
Fund 240 Small Equipment Replacement**

G/L Account Number	Account Description	FY 21-22 Actual	FY 22-23 Amended Budget	FY 22-23 Actual YTD at 4/30/23	FY 23-24 Proposed Budget
--------------------	---------------------	--------------------	-------------------------------	--------------------------------------	--------------------------------

Fund: 240 - Small Equipment Replacement

Department: 00 - Non-Departmental

Division: 000 - Non-Departmental

Program: 200 - General Administration

EXPENSES

CA - Capital Outlay

240-00-000-200.51004	Electronic Agenda System	0	70,000	0	0
<i>Account Classification Total: CA - Capital Outlay</i>		0	70,000	0	0
Program Total: 200 - General Administration		0	70,000	0	0
Division Total: 000 - Non-Departmental		0	70,000	0	0
Department Total: 00 - Non-Departmental		0	70,000	0	0
EXPENSES Total		0	70,000	0	0

REVENUES

EXPENSES

EXPENSES	0	70,000	0	0
Program Total: 200 - General Administration	0	(70,000)	0	0

Program: 201 - BCH Repairs & Improvements

REVENUES

OR - Other Revenues

240-00-000-201.37010_000	Miscellaneous General	20,415	12,000	12,779	15,000
<i>Account Classification Total: OR - Other Revenues</i>		20,415	12,000	12,779	15,000

TI - Transfers In

240-00-000-201.38001_007	Transfers In Fr Fd 410&420BCH Rent-Coll&Bill	15,800	15,800	11,850	15,800
<i>Account Classification Total: TI - Transfers In</i>		15,800	15,800	11,850	15,800
Program Total: 201 - BCH Repairs & Improvements		36,215	27,800	24,629	30,800
Division Total: 000 - Non-Departmental		36,215	27,800	24,629	30,800
Department Total: 00 - Non-Departmental		36,215	27,800	24,629	30,800
REVENUES Total		36,215	27,800	24,629	30,800

EXPENSES

CO - Contractual Services

240-00-000-201.43125_024	Maintenance BCH Maintenance	148	10,000	4,372	50,000
240-00-000-201.43555	BCH HVAC Repair	0	60,000	0	0
<i>Account Classification Total: CO - Contractual Services</i>		148	70,000	4,372	50,000

SU - Supplies and Maintenance

240-00-000-201.44030_013	Minor Equipment BCH Repairs & Improvements	2,994	5,000	0	0
<i>Account Classification Total: SU - Supplies and Maintenance</i>		2,994	5,000	0	0
Program Total: 201 - BCH Repairs & Improvements		3,141	75,000	4,372	50,000
Division Total: 000 - Non-Departmental		3,141	75,000	4,372	50,000
Department Total: 00 - Non-Departmental		3,141	75,000	4,372	50,000
EXPENSES Total		3,141	75,000	4,372	50,000

REVENUES

EXPENSES

REVENUES	36,215	27,800	24,629	30,800
EXPENSES	3,141	75,000	4,372	50,000
Program Total: 201 - BCH Repairs & Improvements	33,073	(47,200)	20,257	(19,200)

Program: 202 - Communication Equipment

EXPENSES

CA - Capital Outlay

240-00-000-202.51005_003	Communications Yosemite Room	0	0	1,450	0
--------------------------	------------------------------	---	---	-------	---

**City of Turlock Proposed 23-24 Budget
Fund 240 Small Equipment Replacement**

G/L Account Number	Account Description	FY 21-22 Actual	FY 22-23 Amended Budget	FY 22-23 Actual YTD at 4/30/23	FY 23-24 Proposed Budget
<i>Account Classification Total: CA - Capital Outlay</i>		0	0	1,450	0
Program Total: 202 - Communication Equipment		0	0	1,450	0
Division Total: 000 - Non-Departmental		0	0	1,450	0
Department Total: 00 - Non-Departmental		0	0	1,450	0
EXPENSES Total		0	0	1,450	0
REVENUES		0	0	0	0
EXPENSES		0	0	1,450	0
Program Total: 202 - Communication Equipment		0	0	(1,450)	0

Program: 203 - Cable Franchise PEG Fee

REVENUES					
<i>TX - Taxes</i>					
240-00-000-203.30090_004	Franchise Fees Cable Peg	88,163	90,000	45,463	90,000
<i>Account Classification Total: TX - Taxes</i>		88,163	90,000	45,463	90,000
Program Total: 203 - Cable Franchise PEG Fee		88,163	90,000	45,463	90,000
Division Total: 000 - Non-Departmental		88,163	90,000	45,463	90,000
Department Total: 00 - Non-Departmental		88,163	90,000	45,463	90,000
REVENUES Total		88,163	90,000	45,463	90,000
EXPENSES					
<i>CA - Capital Outlay</i>					
240-00-000-203.51005_001	Communications Equipment Funded By PEG Fees	24,404	2,000	0	302,000
<i>Account Classification Total: CA - Capital Outlay</i>		24,404	2,000	0	302,000
Program Total: 203 - Cable Franchise PEG Fee		24,404	2,000	0	302,000
Division Total: 000 - Non-Departmental		24,404	2,000	0	302,000
Department Total: 00 - Non-Departmental		24,404	2,000	0	302,000
EXPENSES Total		24,404	2,000	0	302,000
REVENUES		88,163	90,000	45,463	90,000
EXPENSES		24,404	2,000	0	302,000
Program Total: 203 - Cable Franchise PEG Fee		63,759	88,000	45,463	(212,000)

Program: 211 - Planning

REVENUES					
<i>CH - Charges for Services</i>					
240-00-000-211.35155	Records Mgmt. Fee	40,799	30,000	27,127	35,000
<i>Account Classification Total: CH - Charges for Services</i>		40,799	30,000	27,127	35,000
Program Total: 211 - Planning		40,799	30,000	27,127	35,000
Division Total: 000 - Non-Departmental		40,799	30,000	27,127	35,000
Department Total: 00 - Non-Departmental		40,799	30,000	27,127	35,000
REVENUES Total		40,799	30,000	27,127	35,000
EXPENSES					
<i>CO - Contractual Services</i>					
240-00-000-211.43060_006	Contract Services OnBase Support Services	0	20,000	0	30,000
240-00-000-211.43060_013	Contract Services New World Support	0	0	0	5,000
240-00-000-211.43125_013	Maintenance New World Software Maint	3,883	4,077	4,077	4,281
240-00-000-211.43125_029	Maintenance Scanner	0	3,000	0	3,000
<i>Account Classification Total: CO - Contractual Services</i>		3,883	27,077	4,077	42,281

**City of Turlock Proposed 23-24 Budget
Fund 240 Small Equipment Replacement**

G/L Account Number	Account Description	FY 21-22 Actual	FY 22-23 Amended Budget	FY 22-23 Actual YTD at 4/30/23	FY 23-24 Proposed Budget
<i>MI - Miscellaneous Expenses</i>					
240-00-000-211.47095_008	Training New World Software	0	6,000	0	6,000
<i>Account Classification Total: MI - Miscellaneous Expenses</i>		0	6,000	0	6,000
<i>TO - Transfers Out</i>					
240-00-000-211.48001_037	Transfers Out Records Management	20,000	20,000	16,670	25,000
<i>Account Classification Total: TO - Transfers Out</i>		20,000	20,000	16,670	25,000
Program Total: 211 - Planning		23,883	53,077	20,747	73,281
Division Total: 000 - Non-Departmental		23,883	53,077	20,747	73,281
Department Total: 00 - Non-Departmental		23,883	53,077	20,747	73,281
EXPENSES Total		23,883	53,077	20,747	73,281
REVENUES		40,799	30,000	27,127	35,000
EXPENSES		23,883	53,077	20,747	73,281
Program Total: 211 - Planning		16,916	(23,077)	6,380	(38,281)

Program: 213 - Police Services

REVENUES

TI - Transfers In

240-00-000-213.38001_123	Transfers In For Police Equipment	87,433	181,930	181,930	216,980
240-00-000-213.38001_274	Transfers In Body Cameras	181,041	181,041	0	200,000
<i>Account Classification Total: TI - Transfers In</i>		268,474	362,971	181,930	416,980
Program Total: 213 - Police Services		268,474	362,971	181,930	416,980
Division Total: 000 - Non-Departmental		268,474	362,971	181,930	416,980
Department Total: 00 - Non-Departmental		268,474	362,971	181,930	416,980
REVENUES Total		268,474	362,971	181,930	416,980

EXPENSES

SU - Supplies and Maintenance

240-00-000-213.44030_000	Minor Equipment Miscellaneous	0	7,800	6,474	0
240-00-000-213.44030_054	Minor Equipment PSF Repairs & Improvements	0	25,000	9,381	40,000
240-00-000-213.44030_069	Minor Equipment SWAT Vests	0	0	0	87,000
<i>Account Classification Total: SU - Supplies and Maintenance</i>		0	32,800	15,855	127,000

CA - Capital Outlay

240-00-000-213.51029	Body Cameras	181,041	181,041	181,041	200,000
240-00-000-213.51032	Interview Room Recording Equipment	3,179	122,000	100	18,000
240-00-000-213.51152	Police Services - Hand Held Ticket Writers	0	50,000	13,990	36,000
240-00-000-213.51153	Police Services - Weapons	0	9,000	9,426	125,000
<i>Account Classification Total: CA - Capital Outlay</i>		184,219	362,041	204,557	379,000
Program Total: 213 - Police Services		184,219	394,841	220,412	506,000
Division Total: 000 - Non-Departmental		184,219	394,841	220,412	506,000
Department Total: 00 - Non-Departmental		184,219	394,841	220,412	506,000
EXPENSES Total		184,219	394,841	220,412	506,000

REVENUES		268,474	362,971	181,930	416,980
EXPENSES		184,219	394,841	220,412	506,000
Program Total: 213 - Police Services		84,255	(31,870)	(38,482)	(89,020)

Program: 221 - Parks, Recreation & Public Facilities

No revenues or expenses budgeted for this Program

**City of Turlock Proposed 23-24 Budget
Fund 240 Small Equipment Replacement**

G/L Account Number	Account Description	FY 21-22 Actual	FY 22-23 Amended Budget	FY 22-23 Actual YTD at 4/30/23	FY 23-24 Proposed Budget
Program: 226 - CNG					

No revenues or expenses budgeted for this Program

Program: 227 - Building & Safety

REVENUES

CH - Charges for Services

240-00-000-227.35155	Records Mgmt. Fee	151,799	150,000	118,136	140,000
240-00-000-227.37433	Salary Reimbursement from Cannabis	0	0	0	200

Account Classification Total: CH - Charges for Services

Program Total: 227 - Building & Safety

Division Total: 000 - Non-Departmental

Department Total: 00 - Non-Departmental

REVENUES Total

151,799	150,000	118,136	140,200
151,799	150,000	118,136	140,200
151,799	150,000	118,136	140,200
151,799	150,000	118,136	140,200

EXPENSES

SA - Salaries

240-00-000-227.41001	Full Time Salaries	71,244	39,282	32,735	42,894
240-00-000-227.41053	Sick Leave Conversion Pay	1,507	500	0	500
240-00-000-227.41055	Vacation Conversion Pay	0	650	0	500
240-00-000-227.41059	Continuous Service Pay	2,137	1,178	982	1,287
240-00-000-227.41100_001	Overtime Standard	0	500	0	500

Account Classification Total: SA - Salaries

BE - Benefits

240-00-000-227.42002	Medical Dental Plan	21,432	9,644	8,867	8,680
240-00-000-227.42003	Vision Insurance	240	120	63	108
240-00-000-227.42004	Long Term Disability Insurance	442	409	340	447
240-00-000-227.42005	Life Insurance	220	128	103	140
240-00-000-227.42006	SUI	238	119	119	119
240-00-000-227.42007	Workers Comp Insurance	356	98	81	107
240-00-000-227.42008	City Liability Insurance	2,167	725	597	787
240-00-000-227.42009	PERS	36,241	7,133	5,944	8,249
240-00-000-227.42010	Medicare Tax	1,077	611	479	662
240-00-000-227.42012	Retiree Health Insurance	1,425	786	655	858
240-00-000-227.42013	Deferred Comp	713	392	327	428
240-00-000-227.42016	Employee Contrib To PERS	(6,604)	(3,641)	(2,883)	(3,976)
240-00-000-227.42019	PERS UAL (Unfunded Accrued Liability)	0	9,255	7,710	7,865

Account Classification Total: BE - Benefits

CO - Contractual Services

240-00-000-227.43040	Collection Service	31	0	0	0
240-00-000-227.43060_013	Contract Services New World Support	0	0	0	1,000
240-00-000-227.43125_013	Maintenance New World Software Maint	3,914	4,110	4,110	4,316
240-00-000-227.43125_029	Maintenance Scanner	0	2,000	0	3,000

Account Classification Total: CO - Contractual Services

SU - Supplies and Maintenance

240-00-000-227.44030_065	Minor Equipment iPad	0	5,000	0	10,000
--------------------------	----------------------	---	-------	---	--------

Account Classification Total: SU - Supplies and Maintenance

MI - Miscellaneous Expenses

240-00-000-227.47095_008	Training New World Software	0	4,000	0	5,000
--------------------------	-----------------------------	---	-------	---	-------

Account Classification Total: MI - Miscellaneous Expenses

**City of Turlock Proposed 23-24 Budget
Fund 240 Small Equipment Replacement**

G/L Account Number	Account Description	FY 21-22 Actual	FY 22-23 Amended Budget	FY 22-23 Actual YTD at 4/30/23	FY 23-24 Proposed Budget
<i>BD - Bad Debt</i>					
240-00-000-227.47012	Bad Debt Expense	(125)	1,000	0	500
<i>Account Classification Total: BD - Bad Debt</i>		(125)	1,000	0	500
Program Total: 227 - Building & Safety		136,655	83,999	60,229	93,971
Division Total: 000 - Non-Departmental		136,655	83,999	60,229	93,971
Department Total: 00 - Non-Departmental		136,655	83,999	60,229	93,971
EXPENSES Total		136,655	83,999	60,229	93,971
REVENUES		151,799	150,000	118,136	140,200
EXPENSES		136,655	83,999	60,229	93,971
Program Total: 227 - Building & Safety		15,144	66,001	57,906	46,229

Program: 228 - Engineering

REVENUES					
<i>CH - Charges for Services</i>					
240-00-000-228.35155	Records Mgmt. Fee	65,308	40,000	13,447	20,000
<i>Account Classification Total: CH - Charges for Services</i>		65,308	40,000	13,447	20,000
Program Total: 228 - Engineering		65,308	40,000	13,447	20,000
Division Total: 000 - Non-Departmental		65,308	40,000	13,447	20,000
Department Total: 00 - Non-Departmental		65,308	40,000	13,447	20,000
REVENUES Total		65,308	40,000	13,447	20,000
EXPENSES					
<i>CO - Contractual Services</i>					
240-00-000-228.43060_006	Contract Services OnBase Support Services	0	20,000	0	20,000
240-00-000-228.43125_013	Maintenance New World Software Maint	3,914	4,110	4,110	4,316
240-00-000-228.43125_029	Maintenance Scanner	0	2,000	0	2,000
<i>Account Classification Total: CO - Contractual Services</i>		3,914	26,110	4,110	26,316
<i>TO - Transfers Out</i>					
240-00-000-228.48001_037	Transfers Out Records Management	10,000	15,000	12,500	15,000
<i>Account Classification Total: TO - Transfers Out</i>		10,000	15,000	12,500	15,000
Program Total: 228 - Engineering		13,914	41,110	16,610	41,316
Division Total: 000 - Non-Departmental		13,914	41,110	16,610	41,316
Department Total: 00 - Non-Departmental		13,914	41,110	16,610	41,316
EXPENSES Total		13,914	41,110	16,610	41,316
REVENUES		65,308	40,000	13,447	20,000
EXPENSES		13,914	41,110	16,610	41,316
Program Total: 228 - Engineering		51,394	(1,110)	(3,163)	(21,316)

Program: 231 - Streets

REVENUES					
<i>TI - Transfers In</i>					
240-00-000-231.38001_183	Transfers In Fr Fd 217 Turf Replacement	10,000	10,000	10,000	10,000
<i>Account Classification Total: TI - Transfers In</i>		10,000	10,000	10,000	10,000
Program Total: 231 - Streets		10,000	10,000	10,000	10,000
Division Total: 000 - Non-Departmental		10,000	10,000	10,000	10,000
Department Total: 00 - Non-Departmental		10,000	10,000	10,000	10,000
REVENUES Total		10,000	10,000	10,000	10,000

**City of Turlock Proposed 23-24 Budget
Fund 240 Small Equipment Replacement**

G/L Account Number	Account Description	FY 21-22 Actual	FY 22-23 Amended Budget	FY 22-23 Actual YTD at 4/30/23	FY 23-24 Proposed Budget
	REVENUES	10,000	10,000	10,000	10,000
	EXPENSES				
	Program Total: 231 - Streets	10,000	10,000	10,000	10,000

Program: 232 - Storm

No revenues or expenses budgeted for this Program

Program: 233 - Regional Sports Complex

No revenues or expenses budgeted for this Program

Program: 234 - Landscape Assessments

No revenues or expenses budgeted for this Program

Program: 306 - Fire Equipment Replacement

REVENUES

TI - Transfers In

240-00-000-306.38001_092	Transfers In Fr 110&116 FireEquip&SafetyCloth	0	200,000	200,000	446,000
--------------------------	---	---	---------	---------	---------

<i>Account Classification Total: TI - Transfers In</i>		0	200,000	200,000	446,000
--	--	---	---------	---------	---------

Program Total: 306 - Fire Equipment Replacement		0	200,000	200,000	446,000
--	--	---	---------	---------	---------

Division Total: 000 - Non-Departmental		0	200,000	200,000	446,000
---	--	---	---------	---------	---------

Department Total: 00 - Non-Departmental		0	200,000	200,000	446,000
--	--	---	---------	---------	---------

REVENUES Total		0	200,000	200,000	446,000
----------------	--	---	---------	---------	---------

EXPENSES

SU - Supplies and Maintenance

240-00-000-306.44030_000	Minor Equipment Miscellaneous	0	0	3,344	0
--------------------------	-------------------------------	---	---	-------	---

240-00-000-306.44030_004	Minor Equipment Fire Station	17,280	161,000	11,481	240,000
--------------------------	------------------------------	--------	---------	--------	---------

240-00-000-306.44030_070	Minor Equipment Rescue	0	39,000	21,393	93,000
--------------------------	------------------------	---	--------	--------	--------

<i>Account Classification Total: SU - Supplies and Maintenance</i>		17,280	200,000	36,218	333,000
--	--	--------	---------	--------	---------

Program Total: 306 - Fire Equipment Replacement		17,280	200,000	36,218	333,000
--	--	--------	---------	--------	---------

Division Total: 000 - Non-Departmental		17,280	200,000	36,218	333,000
---	--	--------	---------	--------	---------

Department Total: 00 - Non-Departmental		17,280	200,000	36,218	333,000
--	--	--------	---------	--------	---------

EXPENSES Total		17,280	200,000	36,218	333,000
----------------	--	--------	---------	--------	---------

REVENUES		0	200,000	200,000	446,000
----------	--	---	---------	---------	---------

EXPENSES		17,280	200,000	36,218	333,000
----------	--	--------	---------	--------	---------

Program Total: 306 - Fire Equipment Replacement		(17,280)	0	163,782	113,000
--	--	----------	---	---------	---------

Program: 308 - Fire - Records Management

REVENUES

CH - Charges for Services

240-00-000-308.35155	Records Mgmt. Fee	3,152	2,500	3,150	3,000
----------------------	-------------------	-------	-------	-------	-------

<i>Account Classification Total: CH - Charges for Services</i>		3,152	2,500	3,150	3,000
--	--	-------	-------	-------	-------

Program Total: 308 - Fire - Records Management		3,152	2,500	3,150	3,000
---	--	-------	-------	-------	-------

Division Total: 000 - Non-Departmental		3,152	2,500	3,150	3,000
---	--	-------	-------	-------	-------

Department Total: 00 - Non-Departmental		3,152	2,500	3,150	3,000
--	--	-------	-------	-------	-------

REVENUES Total		3,152	2,500	3,150	3,000
----------------	--	-------	-------	-------	-------

REVENUES		3,152	2,500	3,150	3,000
----------	--	-------	-------	-------	-------

EXPENSES					
----------	--	--	--	--	--

Program Total: 308 - Fire - Records Management		3,152	2,500	3,150	3,000
---	--	-------	-------	-------	-------

**City of Turlock Proposed 23-24 Budget
Fund 240 Small Equipment Replacement**

G/L Account Number	Account Description	FY 21-22 Actual	FY 22-23 Amended Budget	FY 22-23 Actual YTD at 4/30/23	FY 23-24 Proposed Budget
Program: 312 - Strike Teams					
REVENUES					
<i>IG - Intergovernmental</i>					
240-00-000-312.34060_001	FEMA/OES Strike Team Reimbursement Admin Fee Reimb	18,610	10,000	11,010	10,000
<i>Account Classification Total: IG - Intergovernmental</i>		18,610	10,000	11,010	10,000
Program Total: 312 - Strike Teams		18,610	10,000	11,010	10,000
Division Total: 000 - Non-Departmental		18,610	10,000	11,010	10,000
Department Total: 00 - Non-Departmental		18,610	10,000	11,010	10,000
REVENUES Total		18,610	10,000	11,010	10,000
EXPENSES					
<i>SU - Supplies and Maintenance</i>					
240-00-000-312.44001_156	Supplies Strike Team	1,986	5,000	3,440	5,000
<i>Account Classification Total: SU - Supplies and Maintenance</i>		1,986	5,000	3,440	5,000
Program Total: 312 - Strike Teams		1,986	5,000	3,440	5,000
Division Total: 000 - Non-Departmental		1,986	5,000	3,440	5,000
Department Total: 00 - Non-Departmental		1,986	5,000	3,440	5,000
EXPENSES Total		1,986	5,000	3,440	5,000
REVENUES		18,610	10,000	11,010	10,000
EXPENSES		1,986	5,000	3,440	5,000
Program Total: 312 - Strike Teams		16,624	5,000	7,571	5,000
Program: 325 - Radio					
EXPENSES					
<i>SA - Salaries</i>					
240-00-000-325.41002_000	Part Time Help General	0	0	6,965	0
<i>Account Classification Total: SA - Salaries</i>		0	0	6,965	0
<i>BE - Benefits</i>					
240-00-000-325.42006	SUI	0	0	24	0
240-00-000-325.42007	Workers Comp Insurance	0	0	17	0
240-00-000-325.42008	City Liability Insurance	0	0	123	0
240-00-000-325.42010	Medicare Tax	0	0	101	0
240-00-000-325.42011	Social Security	0	0	432	0
<i>Account Classification Total: BE - Benefits</i>		0	0	697	0
<i>SU - Supplies and Maintenance</i>					
240-00-000-325.44011	Records Management	2,264	0	0	0
<i>Account Classification Total: SU - Supplies and Maintenance</i>		2,264	0	0	0
<i>CA - Capital Outlay</i>					
240-00-000-325.51005_006	Communications Radio System	(240,000)	-	-	-
240-00-000-325.51005_007	Communications CAD/RMS	59,311	487,868	11,704	476,165
<i>Account Classification Total: CA - Capital Outlay</i>		(180,689)	487,868	11,704	476,165
Program Total: 325 - Radio		(178,426)	487,868	19,365	476,165
Division Total: 000 - Non-Departmental		(178,426)	487,868	19,365	476,165
Department Total: 00 - Non-Departmental		(178,426)	487,868	19,365	476,165
EXPENSES Total		(178,426)	487,868	19,365	476,165
REVENUES		0	0	0	0
EXPENSES		(178,426)	487,868	19,365	476,165
Program Total: 325 - Radio		178,426	(487,868)	(19,365)	(476,165)

**City of Turlock Proposed 23-24 Budget
Fund 240 Small Equipment Replacement**

G/L Account Number	Account Description	FY 21-22 Actual	FY 22-23 Amended Budget	FY 22-23 Actual YTD at 4/30/23	FY 23-24 Proposed Budget
--------------------	---------------------	--------------------	-------------------------------	--------------------------------------	--------------------------------

Program: 372 - Pedretti Park Capital

No revenues or expenses budgeted for this Program

Fund Total: 240 - Small Equipment Replacement

REVENUES	682,519	923,271	634,892	1,201,980
EXPENSES	227,057	1,412,895	381,394	1,880,733
Fund Total: 240 - Small Equipment Replacement	455,463	(489,624)	253,498	(678,753)

**City of Turlock Proposed 23-24 Budget
Fund 241 Asset Replacement**

G/L Account Number	Account Description	FY 21-22 Actual	FY 22-23 Amended Budget	FY 22-23 Actual YTD at 4/30/23	FY 23-24 Proposed Budget
--------------------	---------------------	--------------------	-------------------------------	--------------------------------------	--------------------------------

Fund: 241 - Asset Replacement

Department: 00 - Non-Departmental

Division: 000 - Non-Departmental

Program: 211 - Planning

REVENUES

TI - Transfers In

241-00-000-211.38001_247	Transfers In From DSD Asset Replacement	5,000	5,000	5,000	5,000
241-00-000-211.38002_009	Transfers In-Measure A Genl Plan Implementation&Growth	250,000	250,000	250,000	250,000

Account Classification Total: TI - Transfers In 255,000 255,000 255,000 255,000

Program Total: 211 - Planning 255,000 255,000 255,000 255,000

Division Total: 000 - Non-Departmental 255,000 255,000 255,000 255,000

Department Total: 00 - Non-Departmental 255,000 255,000 255,000 255,000

REVENUES Total 255,000 255,000 255,000 255,000

EXPENSES

CO - Contractual Services

241-00-000-211.43274	General Plan Implementation & Growth	0	250,000	0	500,000
----------------------	--------------------------------------	---	---------	---	---------

Account Classification Total: CO - Contractual Services 0 250,000 0 500,000

SU - Supplies and Maintenance

241-00-000-211.44075	Asset Replacement - Computer Monitors	0	5,000	0	5,000
241-00-000-211.44090	Office Equipment & Furniture	244	10,000	116	12,000

Account Classification Total: SU - Supplies and Maintenance 244 15,000 116 17,000

CA - Capital Outlay

241-00-000-211.44082	Asset Replacement-Camera	0	400	0	400
241-00-000-211.44083	Asset Replacement-Printer	0	0	0	3,000

Account Classification Total: CA - Capital Outlay 0 400 0 3,400

Program Total: 211 - Planning 244 265,400 116 520,400

Division Total: 000 - Non-Departmental 244 265,400 116 520,400

Department Total: 00 - Non-Departmental 244 265,400 116 520,400

EXPENSES Total 244 265,400 116 520,400

REVENUES 255,000 255,000 255,000 255,000

EXPENSES 244 265,400 116 520,400

Program Total: 211 - Planning 254,756 (10,400) 254,884 (265,400)

Program: 227 - Building & Safety

REVENUES

TI - Transfers In

241-00-000-227.38001_247	Transfers In From DSD Asset Replacement	500,000	20,000	20,000	20,000
--------------------------	---	---------	--------	--------	--------

Account Classification Total: TI - Transfers In 500,000 20,000 20,000 20,000

Program Total: 227 - Building & Safety 500,000 20,000 20,000 20,000

Division Total: 000 - Non-Departmental 500,000 20,000 20,000 20,000

Department Total: 00 - Non-Departmental 500,000 20,000 20,000 20,000

REVENUES Total 500,000 20,000 20,000 20,000

EXPENSES

SU - Supplies and Maintenance

241-00-000-227.44070	Asset Replacement-Cell Phones & Tablets/Building & Safety	590	5,000	0	5,000
241-00-000-227.44072	Asset Replacement-Scanner	0	5,000	0	5,000
241-00-000-227.44075	Asset Replacement - Computer Monitors	701	3,000	0	3,000
241-00-000-227.44090	Office Equipment & Furniture	1,053	20,000	8,858	20,000

**City of Turlock Proposed 23-24 Budget
Fund 241 Asset Replacement**

G/L Account Number	Account Description	FY 21-22 Actual	FY 22-23 Amended Budget	FY 22-23 Actual YTD at 4/30/23	FY 23-24 Proposed Budget
<i>Account Classification Total: SU - Supplies and Maintenance</i>		2,343	33,000	8,858	33,000
<i>CA - Capital Outlay</i>					
241-00-000-227.44079	Asset Replacement-Vehicles	0	30,000	0	0
241-00-000-227.51011	Computer Software	0	500,000	0	500,000
<i>Account Classification Total: CA - Capital Outlay</i>		0	530,000	0	500,000
Program Total: 227 - Building & Safety		2,343	563,000	8,858	533,000
Division Total: 000 - Non-Departmental		2,343	563,000	8,858	533,000
Department Total: 00 - Non-Departmental		2,343	563,000	8,858	533,000
EXPENSES Total		2,343	563,000	8,858	533,000
REVENUES		500,000	20,000	20,000	20,000
EXPENSES		2,343	563,000	8,858	533,000
Program Total: 227 - Building & Safety		497,657	(543,000)	11,142	(513,000)

Program: 228 - Engineering

REVENUES

TI - Transfers In

241-00-000-228.38001_247	Transfers In From DSD Asset Replacement	20,000	25,000	25,000	25,000
--------------------------	---	--------	--------	--------	--------

<i>Account Classification Total: TI - Transfers In</i>		20,000	25,000	25,000	25,000
--	--	--------	--------	--------	--------

Program Total: 228 - Engineering		20,000	25,000	25,000	25,000
---	--	--------	--------	--------	--------

Division Total: 000 - Non-Departmental		20,000	25,000	25,000	25,000
---	--	--------	--------	--------	--------

Department Total: 00 - Non-Departmental		20,000	25,000	25,000	25,000
--	--	--------	--------	--------	--------

REVENUES Total		20,000	25,000	25,000	25,000
----------------	--	--------	--------	--------	--------

EXPENSES

SU - Supplies and Maintenance

241-00-000-228.44071	Asset Replacement-Cell Phones & Tablets/Engineering	0	4,000	0	4,000
241-00-000-228.44075	Asset Replacement - Computer Monitors	0	6,000	0	6,000
241-00-000-228.44090	Office Equipment & Furniture	250	6,000	169	6,000

<i>Account Classification Total: SU - Supplies and Maintenance</i>		250	16,000	169	16,000
--	--	-----	--------	-----	--------

CA - Capital Outlay

241-00-000-228.44081	Asset Replacement-Vehicles	142,807	175,000	15,200	0
241-00-000-228.44092	Asset Replacement - Engineering Surveying Equipment	0	110,000	0	100,000
241-00-000-228.44093	Asset Replacement-Engineering Appliance Replacement	0	1,500	0	1,500
241-00-000-228.51301	City Facilities Repairs	0	5,000	0	5,000

<i>Account Classification Total: CA - Capital Outlay</i>		142,807	291,500	15,200	106,500
--	--	---------	---------	--------	---------

Program Total: 228 - Engineering		143,057	307,500	15,369	122,500
---	--	---------	---------	--------	---------

Division Total: 000 - Non-Departmental		143,057	307,500	15,369	122,500
---	--	---------	---------	--------	---------

Department Total: 00 - Non-Departmental		143,057	307,500	15,369	122,500
--	--	---------	---------	--------	---------

EXPENSES Total		143,057	307,500	15,369	122,500
----------------	--	---------	---------	--------	---------

REVENUES		20,000	25,000	25,000	25,000
----------	--	--------	--------	--------	--------

EXPENSES		143,057	307,500	15,369	122,500
----------	--	---------	---------	--------	---------

Program Total: 228 - Engineering		(123,057)	(282,500)	9,631	(97,500)
---	--	-----------	-----------	-------	----------

Fund Total: 241 - Asset Replacement

REVENUES		775,000	300,000	300,000	300,000
----------	--	---------	---------	---------	---------

EXPENSES		145,644	1,135,900	24,343	1,175,900
----------	--	---------	-----------	--------	-----------

Fund Total: 241 - Asset Replacement		629,356	(835,900)	275,657	(875,900)
--	--	---------	-----------	---------	-----------

**City of Turlock Proposed 23-24 Budget
Fund 242 Computer Replacement**

G/L Account Number	Account Description	FY 21-22 Actual	FY 22-23 Amended Budget	FY 22-23 Actual YTD at 4/30/23	FY 23-24 Proposed Budget
Fund: 242 - Computer Replacement					
Department: 00 - Non-Departmental					
Division: 000 - Non-Departmental					
Program: 204 - Network					
REVENUES					
<i>TI - Transfers In</i>					
242-00-000-204.38001_085	Transfers In Network	17,000	23,000	23,000	23,000
<i>Account Classification Total: TI - Transfers In</i>		17,000	23,000	23,000	23,000
Program Total: 204 - Network		17,000	23,000	23,000	23,000
Division Total: 000 - Non-Departmental		17,000	23,000	23,000	23,000
Department Total: 00 - Non-Departmental		17,000	23,000	23,000	23,000
REVENUES Total		17,000	23,000	23,000	23,000
EXPENSES					
<i>CA - Capital Outlay</i>					
242-00-000-204.51015_002	Network Servers	2,845	0	0	320,000
242-00-000-204.51015_006	Network UPS Replacement/Batteries	0	0	0	20,000
<i>Account Classification Total: CA - Capital Outlay</i>		2,845	0	0	340,000
Program Total: 204 - Network		2,845	0	0	340,000
Division Total: 000 - Non-Departmental		2,845	0	0	340,000
Department Total: 00 - Non-Departmental		2,845	0	0	340,000
EXPENSES Total		2,845	0	0	340,000
REVENUES		17,000	23,000	23,000	23,000
EXPENSES		2,845	0	0	340,000
Program Total: 204 - Network		14,155	23,000	23,000	(317,000)

Program: 205 - City Council					
REVENUES					
<i>TI - Transfers In</i>					
242-00-000-205.38001_089	Transfers In Computer Replacement	740	390	390	530
<i>Account Classification Total: TI - Transfers In</i>		740	390	390	530
Program Total: 205 - City Council		740	390	390	530
Division Total: 000 - Non-Departmental		740	390	390	530
Department Total: 00 - Non-Departmental		740	390	390	530
REVENUES Total		740	390	390	530
EXPENSES					
<i>CA - Capital Outlay</i>					
242-00-000-205.51010	Computer	0	390	0	300
<i>Account Classification Total: CA - Capital Outlay</i>		0	390	0	300
Program Total: 205 - City Council		0	390	0	300
Division Total: 000 - Non-Departmental		0	390	0	300
Department Total: 00 - Non-Departmental		0	390	0	300
EXPENSES Total		0	390	0	300
REVENUES		740	390	390	530
EXPENSES		0	390	0	300
Program Total: 205 - City Council		740	0	390	230

**City of Turlock Proposed 23-24 Budget
Fund 242 Computer Replacement**

G/L Account Number	Account Description	FY 21-22 Actual	FY 22-23 Amended Budget	FY 22-23 Actual YTD at 4/30/23	FY 23-24 Proposed Budget
Program: 206 - City Manager					
REVENUES					
<i>TI - Transfers In</i>					
242-00-000-206.38001_089	Transfers In Computer Replacement	1,802	561	561	0
<i>Account Classification Total: TI - Transfers In</i>		1,802	561	561	0
Program Total: 206 - City Manager		1,802	561	561	0
Division Total: 000 - Non-Departmental		1,802	561	561	0
Department Total: 00 - Non-Departmental		1,802	561	561	0
REVENUES Total		1,802	561	561	0
EXPENSES					
<i>CA - Capital Outlay</i>					
242-00-000-206.51010	Computer	1,091	561	0	600
<i>Account Classification Total: CA - Capital Outlay</i>		1,091	561	0	600
Program Total: 206 - City Manager		1,091	561	0	600
Division Total: 000 - Non-Departmental		1,091	561	0	600
Department Total: 00 - Non-Departmental		1,091	561	0	600
EXPENSES Total		1,091	561	0	600
REVENUES		1,802	561	561	0
EXPENSES		1,091	561	0	600
Program Total: 206 - City Manager		711	0	561	(600)

Program: 207 - City Clerk					
REVENUES					
<i>TI - Transfers In</i>					
242-00-000-207.38001_089	Transfers In Computer Replacement	497	1,980	1,980	1,424
<i>Account Classification Total: TI - Transfers In</i>		497	1,980	1,980	1,424
Program Total: 207 - City Clerk		497	1,980	1,980	1,424
Division Total: 000 - Non-Departmental		497	1,980	1,980	1,424
Department Total: 00 - Non-Departmental		497	1,980	1,980	1,424
REVENUES Total		497	1,980	1,980	1,424
EXPENSES					
<i>CA - Capital Outlay</i>					
242-00-000-207.51010	Computer	0	1,980	0	300
<i>Account Classification Total: CA - Capital Outlay</i>		0	1,980	0	300
Program Total: 207 - City Clerk		0	1,980	0	300
Division Total: 000 - Non-Departmental		0	1,980	0	300
Department Total: 00 - Non-Departmental		0	1,980	0	300
EXPENSES Total		0	1,980	0	300
REVENUES		497	1,980	1,980	1,424
EXPENSES		0	1,980	0	300
Program Total: 207 - City Clerk		497	0	1,980	1,124

Program: 208 - Finance					
REVENUES					
<i>TI - Transfers In</i>					
242-00-000-208.38001_089	Transfers In Computer Replacement	3,001	2,050	2,050	3,352
<i>Account Classification Total: TI - Transfers In</i>		3,001	2,050	2,050	3,352
Program Total: 208 - Finance		3,001	2,050	2,050	3,352

**City of Turlock Proposed 23-24 Budget
Fund 242 Computer Replacement**

G/L Account Number	Account Description	FY 21-22 Actual	FY 22-23 Amended Budget	FY 22-23 Actual YTD at 4/30/23	FY 23-24 Proposed Budget
Division Total: 000 - Non-Departmental		3,001	2,050	2,050	3,352
Department Total: 00 - Non-Departmental		3,001	2,050	2,050	3,352
REVENUES Total		3,001	2,050	2,050	3,352
EXPENSES					
CA - Capital Outlay					
242-00-000-208.51010	Computer	2,182	2,050	0	2,300
<i>Account Classification Total: CA - Capital Outlay</i>		2,182	2,050	0	2,300
Program Total: 208 - Finance		2,182	2,050	0	2,300
Division Total: 000 - Non-Departmental		2,182	2,050	0	2,300
Department Total: 00 - Non-Departmental		2,182	2,050	0	2,300
EXPENSES Total		2,182	2,050	0	2,300
REVENUES		3,001	2,050	2,050	3,352
EXPENSES		2,182	2,050	0	2,300
Program Total: 208 - Finance		819	0	2,050	1,052

Program: 209 - Human Resources

REVENUES					
TI - Transfers In					
242-00-000-209.38001_089	Transfers In Computer Replacement	2,407	3,360	3,360	3,636
<i>Account Classification Total: TI - Transfers In</i>		2,407	3,360	3,360	3,636
Program Total: 209 - Human Resources		2,407	3,360	3,360	3,636
Division Total: 000 - Non-Departmental		2,407	3,360	3,360	3,636
Department Total: 00 - Non-Departmental		2,407	3,360	3,360	3,636
REVENUES Total		2,407	3,360	3,360	3,636
EXPENSES					
CA - Capital Outlay					
242-00-000-209.51010	Computer	3,272	3,360	0	2,300
<i>Account Classification Total: CA - Capital Outlay</i>		3,272	3,360	0	2,300
Program Total: 209 - Human Resources		3,272	3,360	0	2,300
Division Total: 000 - Non-Departmental		3,272	3,360	0	2,300
Department Total: 00 - Non-Departmental		3,272	3,360	0	2,300
EXPENSES Total		3,272	3,360	0	2,300
REVENUES		2,407	3,360	3,360	3,636
EXPENSES		3,272	3,360	0	2,300
Program Total: 209 - Human Resources		(865)	0	3,360	1,336

Program: 211 - Planning

REVENUES					
TI - Transfers In					
242-00-000-211.38001_089	Transfers In Computer Replacement	2,113	1,540	1,540	2,299
<i>Account Classification Total: TI - Transfers In</i>		2,113	1,540	1,540	2,299
Program Total: 211 - Planning		2,113	1,540	1,540	2,299
Division Total: 000 - Non-Departmental		2,113	1,540	1,540	2,299
Department Total: 00 - Non-Departmental		2,113	1,540	1,540	2,299
REVENUES Total		2,113	1,540	1,540	2,299

**City of Turlock Proposed 23-24 Budget
Fund 242 Computer Replacement**

G/L Account Number	Account Description	FY 21-22 Actual	FY 22-23 Amended Budget	FY 22-23 Actual YTD at 4/30/23	FY 23-24 Proposed Budget
EXPENSES					
<i>CA - Capital Outlay</i>					
242-00-000-211.51010	Computer	2,219	1,540	0	1,900
<i>Account Classification Total: CA - Capital Outlay</i>		2,219	1,540	0	1,900
Program Total: 211 - Planning		2,219	1,540	0	1,900
Division Total: 000 - Non-Departmental		2,219	1,540	0	1,900
Department Total: 00 - Non-Departmental		2,219	1,540	0	1,900
EXPENSES Total		2,219	1,540	0	1,900
REVENUES		2,113	1,540	1,540	2,299
EXPENSES		2,219	1,540	0	1,900
Program Total: 211 - Planning		(106)	0	1,540	399

Program: 213 - Police Services

REVENUES					
<i>TI - Transfers In</i>					
242-00-000-213.38001_089	Transfers In Computer Replacement	9,384	25,525	25,525	23,094
<i>Account Classification Total: TI - Transfers In</i>		9,384	25,525	25,525	23,094
Program Total: 213 - Police Services		9,384	25,525	25,525	23,094
Division Total: 000 - Non-Departmental		9,384	25,525	25,525	23,094
Department Total: 00 - Non-Departmental		9,384	25,525	25,525	23,094
REVENUES Total		9,384	25,525	25,525	23,094
EXPENSES					
<i>CA - Capital Outlay</i>					
242-00-000-213.51010	Computer	27,334	38,300	29,624	5,100
<i>Account Classification Total: CA - Capital Outlay</i>		27,334	38,300	29,624	5,100
Program Total: 213 - Police Services		27,334	38,300	29,624	5,100
Division Total: 000 - Non-Departmental		27,334	38,300	29,624	5,100
Department Total: 00 - Non-Departmental		27,334	38,300	29,624	5,100
EXPENSES Total		27,334	38,300	29,624	5,100
REVENUES		9,384	25,525	25,525	23,094
EXPENSES		27,334	38,300	29,624	5,100
Program Total: 213 - Police Services		(17,950)	(12,775)	(4,099)	17,994

Program: 214 - Public Safety Network

No revenues or expenses budgeted for this Fiscal Year.

Program: 215 - Public Safety MDC's

REVENUES					
<i>TI - Transfers In</i>					
242-00-000-215.38001_088	Transfers In For Public Safety MDC's	66,096	66,096	66,096	66,096
<i>Account Classification Total: TI - Transfers In</i>		66,096	66,096	66,096	66,096
Program Total: 215 - Public Safety MDC's		66,096	66,096	66,096	66,096
Division Total: 000 - Non-Departmental		66,096	66,096	66,096	66,096
Department Total: 00 - Non-Departmental		66,096	66,096	66,096	66,096
REVENUES Total		66,096	66,096	66,096	66,096

**City of Turlock Proposed 23-24 Budget
Fund 242 Computer Replacement**

G/L Account Number	Account Description	FY 21-22 Actual	FY 22-23 Amended Budget	FY 22-23 Actual YTD at 4/30/23	FY 23-24 Proposed Budget
EXPENSES					
<i>CA - Capital Outlay</i>					
242-00-000-215.51117	Public Safety MDC's	4,144	60,000	50,425	50,000
<i>Account Classification Total: CA - Capital Outlay</i>		4,144	60,000	50,425	50,000
Program Total: 215 - Public Safety MDC's		4,144	60,000	50,425	50,000
Division Total: 000 - Non-Departmental		4,144	60,000	50,425	50,000
Department Total: 00 - Non-Departmental		4,144	60,000	50,425	50,000
EXPENSES Total		4,144	60,000	50,425	50,000
REVENUES		66,096	66,096	66,096	66,096
EXPENSES		4,144	60,000	50,425	50,000
Program Total: 215 - Public Safety MDC's		61,952	6,096	15,671	16,096

Program: 216 - Animal Services

REVENUES					
<i>TI - Transfers In</i>					
242-00-000-216.38001_089	Transfers In Computer Replacement	0	0	0	52
<i>Account Classification Total: TI - Transfers In</i>		0	0	0	52
Program Total: 216 - Animal Services		0	0	0	52
Division Total: 000 - Non-Departmental		0	0	0	52
Department Total: 00 - Non-Departmental		0	0	0	52
REVENUES Total		0	0	0	52
EXPENSES					
<i>CA - Capital Outlay</i>					
242-00-000-216.51010	Computer	2,291	0	0	800
<i>Account Classification Total: CA - Capital Outlay</i>		2,291	0	0	800
Program Total: 216 - Animal Services		2,291	0	0	800
Division Total: 000 - Non-Departmental		2,291	0	0	800
Department Total: 00 - Non-Departmental		2,291	0	0	800
EXPENSES Total		2,291	0	0	800
REVENUES		0	0	0	52
EXPENSES		2,291	0	0	800
Program Total: 216 - Animal Services		(2,291)	0	0	(748)

Program: 217 - Code Enforcement

REVENUES					
<i>TI - Transfers In</i>					
242-00-000-217.38001_089	Transfers In Computer Replacement	0	0	0	0
<i>Account Classification Total: TI - Transfers In</i>		0	0	0	0
Program Total: 217 - Code Enforcement		0	0	0	0
Division Total: 000 - Non-Departmental		0	0	0	0
Department Total: 00 - Non-Departmental		0	0	0	0
REVENUES Total		0	0	0	0
EXPENSES					
<i>CA - Capital Outlay</i>					
242-00-000-217.51010	Computer	1,091	0	0	820
<i>Account Classification Total: CA - Capital Outlay</i>		1,091	0	0	820
Program Total: 217 - Neighborhood Services		1,091	0	0	820
Division Total: 000 - Non-Departmental		1,091	0	0	820
Department Total: 00 - Non-Departmental		1,091	0	0	820

**City of Turlock Proposed 23-24 Budget
Fund 242 Computer Replacement**

G/L Account Number	Account Description	FY 21-22 Actual	FY 22-23 Amended Budget	FY 22-23 Actual YTD at 4/30/23	FY 23-24 Proposed Budget
	EXPENSES Total	1,091	0	0	820
	REVENUES	0	0	0	0
	EXPENSES	1,091	0	0	820
	Program Total: 217 - Neighborhood Services	(1,091)	0	0	(820)

Program: 219 - Information Technology

REVENUES					
<i>TI - Transfers In</i>					
242-00-000-219.38001_089	Transfers In Computer Replacement	0	0	0	0
	<i>Account Classification Total: TI - Transfers In</i>	0	0	0	0
	Program Total: 219 - Information Technology	0	0	0	0
	Division Total: 000 - Non-Departmental	0	0	0	0
	Department Total: 00 - Non-Departmental	0	0	0	0
	REVENUES Total	0	0	0	0
EXPENSES					
<i>CA - Capital Outlay</i>					
242-00-000-219.51010	Computer	0	0	2,124	1,000
	<i>Account Classification Total: CA - Capital Outlay</i>	0	0	2,124	1,000
	Program Total: 219 - Information Technology	0	0	2,124	1,000
	Division Total: 000 - Non-Departmental	0	0	2,124	1,000
	Department Total: 00 - Non-Departmental	0	0	2,124	1,000
	EXPENSES Total	0	0	2,124	1,000
	REVENUES	0	0	0	0
	EXPENSES	0	0	2,124	1,000
	Program Total: 219 - Information Technology	0	0	(2,124)	(1,000)

Program: 221 - Parks, Rec & Public Facilities

REVENUES					
<i>TI - Transfers In</i>					
242-00-000-221.38001_089	Transfers In Computer Replacement	0	2,829	2,829	2,571
	<i>Account Classification Total: TI - Transfers In</i>	0	2,829	2,829	2,571
	Program Total: 221 - Parks, Rec & Public Facilities	0	2,829	2,829	2,571
	Division Total: 000 - Non-Departmental	0	2,829	2,829	2,571
	Department Total: 00 - Non-Departmental	0	2,829	2,829	2,571
	REVENUES Total	0	2,829	2,829	2,571
EXPENSES					
<i>CA - Capital Outlay</i>					
242-00-000-221.51010	Computer	2,182	2,829	0	5,300
	<i>Account Classification Total: CA - Capital Outlay</i>	2,182	2,829	0	5,300
	Program Total: 221 - Parks, Rec & Public Facilities	2,182	2,829	0	5,300
	Division Total: 000 - Non-Departmental	2,182	2,829	0	5,300
	Department Total: 00 - Non-Departmental	2,182	2,829	0	5,300
	EXPENSES Total	2,182	2,829	0	5,300
	REVENUES	0	2,829	2,829	2,571
	EXPENSES	2,182	2,829	0	5,300
	Program Total: 221 - Parks, Rec & Public Facilities	(2,182)	0	2,829	(2,729)

Program: 222 - WQC

**City of Turlock Proposed 23-24 Budget
Fund 242 Computer Replacement**

G/L Account Number	Account Description	FY 21-22 Actual	FY 22-23 Amended Budget	FY 22-23 Actual YTD at 4/30/23	FY 23-24 Proposed Budget
REVENUES					
<i>TI - Transfers In</i>					
242-00-000-222.38001_089	Transfers In Computer Replacement	10,552	5,985	5,985	9,683
	<i>Account Classification Total: TI - Transfers In</i>	10,552	5,985	5,985	9,683
	Program Total: 222 - WQC	10,552	5,985	5,985	9,683
	Division Total: 000 - Non-Departmental	10,552	5,985	5,985	9,683
	Department Total: 00 - Non-Departmental	10,552	5,985	5,985	9,683
	REVENUES Total	10,552	5,985	5,985	9,683
EXPENSES					
<i>CA - Capital Outlay</i>					
242-00-000-222.51010	Computer	3,277	5,985	0	4,200
	<i>Account Classification Total: CA - Capital Outlay</i>	3,277	5,985	0	4,200
	Program Total: 222 - WQC	3,277	5,985	0	4,200
	Division Total: 000 - Non-Departmental	3,277	5,985	0	4,200
	Department Total: 00 - Non-Departmental	3,277	5,985	0	4,200
	EXPENSES Total	3,277	5,985	0	4,200
	REVENUES	10,552	5,985	5,985	9,683
	EXPENSES	3,277	5,985	0	4,200
	Program Total: 222 - WQC	7,275	0	5,985	5,483

Program: 223 - Water Enterprise

REVENUES					
<i>TI - Transfers In</i>					
242-00-000-223.38001_089	Transfers In Computer Replacement	1,575	880	880	1,160
	<i>Account Classification Total: TI - Transfers In</i>	1,575	880	880	1,160
	Program Total: 223 - Water Enterprise	1,575	880	880	1,160
	Division Total: 000 - Non-Departmental	1,575	880	880	1,160
	Department Total: 00 - Non-Departmental	1,575	880	880	1,160
	REVENUES Total	1,575	880	880	1,160
EXPENSES					
<i>CA - Capital Outlay</i>					
242-00-000-223.51010	Computer	0	880	207	600
	<i>Account Classification Total: CA - Capital Outlay</i>	0	880	207	600
	Program Total: 223 - Water Enterprise	0	880	207	600
	Division Total: 000 - Non-Departmental	0	880	207	600
	Department Total: 00 - Non-Departmental	0	880	207	600
	EXPENSES Total	0	880	207	600
	REVENUES	1,575	880	880	1,160
	EXPENSES	0	880	207	600
	Program Total: 223 - Water Enterprise	1,575	0	673	560

Program: 224 - Collection & Billing

REVENUES					
<i>TI - Transfers In</i>					
242-00-000-224.38001_089	Transfers In Computer Replacement	4,116	1,980	1,980	2,932
	<i>Account Classification Total: TI - Transfers In</i>	4,116	1,980	1,980	2,932
	Program Total: 224 - Collection & Billing	4,116	1,980	1,980	2,932
	Division Total: 000 - Non-Departmental	4,116	1,980	1,980	2,932
	Department Total: 00 - Non-Departmental	4,116	1,980	1,980	2,932

**City of Turlock Proposed 23-24 Budget
Fund 242 Computer Replacement**

G/L Account Number	Account Description	FY 21-22 Actual	FY 22-23 Amended Budget	FY 22-23 Actual YTD at 4/30/23	FY 23-24 Proposed Budget
	REVENUES Total	4,116	1,980	1,980	2,932
EXPENSES					
CA - Capital Outlay					
242-00-000-224.51010	Computer	9,852	1,980	0	2,300
	Account Classification Total: CA - Capital Outlay	9,852	1,980	0	2,300
	Program Total: 224 - Collection & Billing	9,852	1,980	0	2,300
	Division Total: 000 - Non-Departmental	9,852	1,980	0	2,300
	Department Total: 00 - Non-Departmental	9,852	1,980	0	2,300
	EXPENSES Total	9,852	1,980	0	2,300
	REVENUES	4,116	1,980	1,980	2,932
	EXPENSES	9,852	1,980	0	2,300
	Program Total: 224 - Collection & Billing	(5,736)	0	1,980	632

Program: 225 - Fleet Maintenance

REVENUES					
TI - Transfers In					
242-00-000-225.38001_089	Transfers In Computer Replacement	0	2,913	2,913	2,328
	Account Classification Total: TI - Transfers In	0	2,913	2,913	2,328
	Program Total: 225 - Fleet Maintenance	0	2,913	2,913	2,328
	Division Total: 000 - Non-Departmental	0	2,913	2,913	2,328
	Department Total: 00 - Non-Departmental	0	2,913	2,913	2,328
	REVENUES Total	0	2,913	2,913	2,328
EXPENSES					
CA - Capital Outlay					
242-00-000-225.51010	Computer	1,095	2,913	0	800
	Account Classification Total: CA - Capital Outlay	1,095	2,913	0	800
	Program Total: 225 - Fleet Maintenance	1,095	2,913	0	800
	Division Total: 000 - Non-Departmental	1,095	2,913	0	800
	Department Total: 00 - Non-Departmental	1,095	2,913	0	800
	EXPENSES Total	1,095	2,913	0	800
	REVENUES	0	2,913	2,913	2,328
	EXPENSES	1,095	2,913	0	800
	Program Total: 225 - Fleet Maintenance	(1,095)	0	2,913	1,528

Program: 227 - Building & Safety

REVENUES					
TI - Transfers In					
242-00-000-227.38001_089	Transfers In Computer Replacement	4,408	3,074	3,074	3,692
	Account Classification Total: TI - Transfers In	4,408	3,074	3,074	3,692
	Program Total: 227 - Building & Safety	4,408	3,074	3,074	3,692
	Division Total: 000 - Non-Departmental	4,408	3,074	3,074	3,692
	Department Total: 00 - Non-Departmental	4,408	3,074	3,074	3,692
	REVENUES Total	4,408	3,074	3,074	3,692

**City of Turlock Proposed 23-24 Budget
Fund 242 Computer Replacement**

G/L Account Number	Account Description	FY 21-22 Actual	FY 22-23 Amended Budget	FY 22-23 Actual YTD at 4/30/23	FY 23-24 Proposed Budget
EXPENSES					
CA - Capital Outlay					
242-00-000-227.51010	Computer	4,378	3,074	0	7,500
<i>Account Classification Total: CA - Capital Outlay</i>		4,378	3,074	0	7,500
Program Total: 227 - Building & Safety		4,378	3,074	0	7,500
Division Total: 000 - Non-Departmental		4,378	3,074	0	7,500
Department Total: 00 - Non-Departmental		4,378	3,074	0	7,500
EXPENSES Total		4,378	3,074	0	7,500
REVENUES		4,408	3,074	3,074	3,692
EXPENSES		4,378	3,074	0	7,500
Program Total: 227 - Building & Safety		30	0	3,074	(3,808)

Program: 228 - Engineering

REVENUES					
TI - Transfers In					
242-00-000-228.38001_089	Transfers In Computer Replacement	4,614	0	0	0
<i>Account Classification Total: TI - Transfers In</i>		4,614	0	0	0
Program Total: 228 - Engineering		4,614	0	0	0
Division Total: 000 - Non-Departmental		4,614	0	0	0
Department Total: 00 - Non-Departmental		4,614	0	0	0
REVENUES Total		4,614	0	0	0
EXPENSES					
CA - Capital Outlay					
242-00-000-228.51010	Computer	2,189	0	307	12,000
<i>Account Classification Total: CA - Capital Outlay</i>		2,189	0	307	12,000
Program Total: 228 - Engineering		2,189	0	307	12,000
Division Total: 000 - Non-Departmental		2,189	0	307	12,000
Department Total: 00 - Non-Departmental		2,189	0	307	12,000
EXPENSES Total		2,189	0	307	12,000
REVENUES		4,614	0	0	0
EXPENSES		2,189	0	307	12,000
Program Total: 228 - Engineering		2,425	0	(307)	(12,000)

Program: 230 - Housing

REVENUES					
TI - Transfers In					
242-00-000-230.38001_089	Transfers In Computer Replacement	2,231	2,200	2,200	1,394
<i>Account Classification Total: TI - Transfers In</i>		2,231	2,200	2,200	1,394
Program Total: 230 - Housing		2,231	2,200	2,200	1,394
Division Total: 000 - Non-Departmental		2,231	2,200	2,200	1,394
Department Total: 00 - Non-Departmental		2,231	2,200	2,200	1,394
REVENUES Total		2,231	2,200	2,200	1,394
EXPENSES					
CA - Capital Outlay					
242-00-000-230.51010	Computer	1,094	2,200	0	1,900
<i>Account Classification Total: CA - Capital Outlay</i>		1,094	2,200	0	1,900
Program Total: 230 - Housing		1,094	2,200	0	1,900
Division Total: 000 - Non-Departmental		1,094	2,200	0	1,900
Department Total: 00 - Non-Departmental		1,094	2,200	0	1,900

**City of Turlock Proposed 23-24 Budget
Fund 242 Computer Replacement**

G/L Account Number	Account Description	FY 21-22 Actual	FY 22-23 Amended Budget	FY 22-23 Actual YTD at 4/30/23	FY 23-24 Proposed Budget
	EXPENSES Total	1,094	2,200	0	1,900
	REVENUES	2,231	2,200	2,200	1,394
	EXPENSES	1,094	2,200	0	1,900
	Program Total: 230 - Housing	1,137	0	2,200	(506)

Program: 231 - Streets

REVENUES					
<i>TI - Transfers In</i>					
242-00-000-231.38001_089	Transfers In Computer Replacement	1,064	880	880	1,160
	<i>Account Classification Total: TI - Transfers In</i>	1,064	880	880	1,160
	Program Total: 231 - Streets	1,064	880	880	1,160
	Division Total: 000 - Non-Departmental	1,064	880	880	1,160
	Department Total: 00 - Non-Departmental	1,064	880	880	1,160
	REVENUES Total	1,064	880	880	1,160
EXPENSES					
<i>CA - Capital Outlay</i>					
242-00-000-231.51010	Computer	0	880	0	600
	<i>Account Classification Total: CA - Capital Outlay</i>	0	880	0	600
	Program Total: 231 - Streets	0	880	0	600
	Division Total: 000 - Non-Departmental	0	880	0	600
	Department Total: 00 - Non-Departmental	0	880	0	600
	EXPENSES Total	0	880	0	600
	REVENUES	1,064	880	880	1,160
	EXPENSES	0	880	0	600
	Program Total: 231 - Streets	1,064	0	880	560

Program: 304 - Fire Services

REVENUES					
<i>TI - Transfers In</i>					
242-00-000-304.38001_089	Transfers In Computer Replacement	0	0	0	0
	<i>Account Classification Total: TI - Transfers In</i>	0	0	0	0
	Program Total: 304 - Fire Services	0	0	0	0
	Division Total: 000 - Non-Departmental	0	0	0	0
	Department Total: 00 - Non-Departmental	0	0	0	0
	REVENUES Total	0	0	0	0
EXPENSES					
<i>CA - Capital Outlay</i>					
242-00-000-304.51010	Computer	0	0	0	5,900
	<i>Account Classification Total: CA - Capital Outlay</i>	0	0	0	5,900
	Program Total: 304 - Fire Services	0	0	0	5,900
	Division Total: 000 - Non-Departmental	0	0	0	5,900
	Department Total: 00 - Non-Departmental	0	0	0	5,900
	EXPENSES Total	0	0	0	5,900
	REVENUES	0	0	0	0
	EXPENSES	0	0	0	5,900
	Program Total: 304 - Fire Services	0	0	0	(5,900)

Fund Total: 242 - Computer Replacement

**City of Turlock Proposed 23-24 Budget
Fund 242 Computer Replacement**

G/L Account Number	Account Description	FY 21-22 Actual	FY 22-23 Amended Budget	FY 22-23 Actual YTD at 4/30/23	FY 23-24 Proposed Budget
	REVENUES	131,600	145,243	145,243	148,403
	EXPENSES	70,536	128,922	82,687	446,520
	Fund Total: 242 - Computer Replacement	61,064	16,321	62,556	(298,117)

**City of Turlock Proposed 23-24 Budget
Fund 506 Vehicle/Equipment Replacement**

G/L Account Number	Account Description	FY 21-22 Actual	FY 22-23 Amended Budget	FY 22-23 Actual YTD at 4/30/23	FY 23-24 Proposed Budget
Fund: 506 - Vehicle Replacement					
Department: 00 - Non-Departmental					
Division: 000 - Non-Departmental					
Program: 213 - Police Services					
REVENUES					
<i>TI - Transfers In</i>					
506-00-000-213.38001_090	Transfers In Vehicle & Equipment Replacement	606,429	983,729	983,729	400,000
<i>Account Classification Total: TI - Transfers In</i>		606,429	983,729	983,729	400,000
Program Total: 213 - Police Services		606,429	983,729	983,729	400,000
Division Total: 000 - Non-Departmental		606,429	983,729	983,729	400,000
Department Total: 00 - Non-Departmental		606,429	983,729	983,729	400,000
REVENUES Total		606,429	983,729	983,729	400,000
EXPENSES					
<i>CA - Capital Outlay</i>					
506-00-000-213.51020	Equipment Replacement	326,016	1,200,000	71,770	1,017,887
<i>Account Classification Total: CA - Capital Outlay</i>		326,016	1,200,000	71,770	1,017,887
Program Total: 213 - Police Services		326,016	1,200,000	71,770	1,017,887
Division Total: 000 - Non-Departmental		326,016	1,200,000	71,770	1,017,887
Department Total: 00 - Non-Departmental		326,016	1,200,000	71,770	1,017,887
EXPENSES Total		326,016	1,200,000	71,770	1,017,887
REVENUES		606,429	983,729	983,729	400,000
EXPENSES		326,016	1,200,000	71,770	1,017,887
Program Total: 213 - Police Services		280,413	(216,271)	911,959	(617,887)

Program: 219 - Information Technology					
REVENUES					
<i>TI - Transfers In</i>					
506-00-000-219.38001_090	Transfers In Vehicle & Equipment Replacement	-	-	-	30,000
<i>Account Classification Total: TI - Transfers In</i>		-	-	-	30,000
Program Total: 219 - Information Technology		-	-	-	30,000
Division Total: 000 - Non-Departmental		0	0	0	30,000
Department Total: 00 - Non-Departmental		0	0	0	30,000
REVENUES Total		0	0	0	30,000
EXPENSES					
Program: 219 - Information Technology					
<i>CA - Capital Outlay</i>					
506-00-000-219.51020	Equipment Replacement	-	-	-	60,611
<i>Account Classification Total: CA - Capital Outlay</i>		-	-	-	60,611
Program Total: 219 - Information Technology		-	-	-	60,611
Division Total: 000 - Non-Departmental		0	0	0	60,611
Department Total: 00 - Non-Departmental		0	0	0	60,611
EXPENSES Total		0	0	0	60,611
REVENUES		0	0	0	30,000
EXPENSES		0	0	0	60,611
Program Total: 219 - Information Technology		0	0	0	(30,611)

**City of Turlock Proposed 23-24 Budget
Fund 506 Vehicle/Equipment Replacement**

G/L Account Number	Account Description	FY 21-22 Actual	FY 22-23 Amended Budget	FY 22-23 Actual YTD at 4/30/23	FY 23-24 Proposed Budget
Program: 221 - Parks, Rec & Public Facilities					
REVENUES					
<i>IG - Intergovernmental</i>					
506-00-000-221.37235	San Joaquin Valley Air Pollution Control District Grant	20,000	0	0	0
<i>Account Classification Total: IG - Intergovernmental</i>		20,000	0	0	0
<i>OR - Other Revenues</i>					
506-00-000-221.37030	Sale of Property	6,600	0	0	0
<i>Account Classification Total: OR - Other Revenues</i>		6,600	0	0	0
<i>TI - Transfers In</i>					
506-00-000-221.38001_090	Transfers In Vehicle & Equipment Replacement	59,452	59,452	59,452	59,452
<i>Account Classification Total: TI - Transfers In</i>		59,452	59,452	59,452	59,452
Program Total: 221 - Parks, Rec & Public Facilities		86,052	59,452	59,452	59,452
Division Total: 000 - Non-Departmental		86,052	59,452	59,452	59,452
Department Total: 00 - Non-Departmental		86,052	59,452	59,452	59,452
REVENUES Total		86,052	59,452	59,452	59,452
EXPENSES					
<i>CA - Capital Outlay</i>					
506-00-000-221.51020	Equipment Replacement	48,793	73,800	16,734	144,000
<i>Account Classification Total: CA - Capital Outlay</i>		48,793	73,800	16,734	144,000
Program Total: 221 - Parks, Rec & Public Facilities		48,793	73,800	16,734	144,000
Division Total: 000 - Non-Departmental		48,793	73,800	16,734	144,000
Department Total: 00 - Non-Departmental		48,793	73,800	16,734	144,000
EXPENSES Total		48,793	73,800	16,734	144,000
REVENUES		86,052	59,452	59,452	59,452
EXPENSES		48,793	73,800	16,734	144,000
Program Total: 221 - Parks, Rec & Public Facilities		37,259	(14,348)	42,718	(84,548)
Program: 222 - WQC					
REVENUES					
<i>TI - Transfers In</i>					
506-00-000-222.38001_090	Transfers In Vehicle & Equipment Replacement	50,000	60,000	60,000	40,000
<i>Account Classification Total: TI - Transfers In</i>		50,000	60,000	60,000	40,000
Program Total: 222 - WQC		50,000	60,000	60,000	40,000
Division Total: 000 - Non-Departmental		50,000	60,000	60,000	40,000
Department Total: 00 - Non-Departmental		50,000	60,000	60,000	40,000
REVENUES Total		50,000	60,000	60,000	40,000
EXPENSES					
<i>CA - Capital Outlay</i>					
506-00-000-222.51020	Equipment Replacement	0	125,000	0	0
<i>Account Classification Total: CA - Capital Outlay</i>		0	125,000	0	0
Program Total: 222 - WQC		0	125,000	0	0
Division Total: 000 - Non-Departmental		0	125,000	0	0
Department Total: 00 - Non-Departmental		0	125,000	0	0
EXPENSES Total		0	125,000	0	0
REVENUES		50,000	60,000	60,000	40,000
EXPENSES		0	125,000	0	0

**City of Turlock Proposed 23-24 Budget
Fund 506 Vehicle/Equipment Replacement**

G/L Account Number	Account Description	FY 21-22 Actual	FY 22-23 Amended Budget	FY 22-23 Actual YTD at 4/30/23	FY 23-24 Proposed Budget
Program Total: 222 - WQC		50,000	(65,000)	60,000	40,000

Program: 223 - Water Enterprise

REVENUES					
<i>OR - Other Revenues</i>					
506-00-000-223.37030	Sale of Property	6,201	0	0	0
<i>Account Classification Total: OR - Other Revenues</i>		6,201	0	0	0
<i>TI - Transfers In</i>					
506-00-000-223.38001_090	Transfers In Vehicle & Equipment Replacement	295,000	285,000	285,000	135,000
<i>Account Classification Total: TI - Transfers In</i>		295,000	285,000	285,000	135,000
Program Total: 223 - Water Enterprise		301,201	285,000	285,000	135,000
Division Total: 000 - Non-Departmental		301,201	285,000	285,000	135,000
Department Total: 00 - Non-Departmental		301,201	285,000	285,000	135,000
REVENUES Total		301,201	285,000	285,000	135,000
EXPENSES					
<i>CA - Capital Outlay</i>					
506-00-000-223.51020	Equipment Replacement	0	305,000	0	0
<i>Account Classification Total: CA - Capital Outlay</i>		0	305,000	0	0
Program Total: 223 - Water Enterprise		0	305,000	0	0
Division Total: 000 - Non-Departmental		0	305,000	0	0
Department Total: 00 - Non-Departmental		0	305,000	0	0
EXPENSES Total		0	305,000	0	0
REVENUES		301,201	285,000	285,000	135,000
EXPENSES		0	305,000	0	0
Program Total: 223 - Water Enterprise		301,201	(20,000)	285,000	135,000

Program: 225 - Fleet Maintenance

REVENUES					
<i>TI - Transfers In</i>					
506-00-000-225.38001_090	Transfers In Vehicle & Equipment Replacement	2,500	2,500	2,500	2,500
<i>Account Classification Total: TI - Transfers In</i>		2,500	2,500	2,500	2,500
Program Total: 225 - Fleet Maintenance		2,500	2,500	2,500	2,500
Division Total: 000 - Non-Departmental		2,500	2,500	2,500	2,500
Department Total: 00 - Non-Departmental		2,500	2,500	2,500	2,500
REVENUES Total		2,500	2,500	2,500	2,500
REVENUES		2,500	2,500	2,500	2,500
EXPENSES					
Program Total: 225 - Fleet Maintenance		2,500	2,500	2,500	2,500

Program: 231 - Streets

REVENUES					
<i>OR - Other Revenues</i>					
506-00-000-231.37030	Sale of Property	4,300	-	-	-
<i>Account Classification Total: OR - Other Revenues</i>		4,300	-	-	-
<i>TI - Transfers In</i>					
506-00-000-231.38001_090	Transfers In Vehicle & Equipment Replacement	129,318	129,318	129,318	129,318
<i>Account Classification Total: TI - Transfers In</i>		129,318	129,318	129,318	129,318

**City of Turlock Proposed 23-24 Budget
Fund 506 Vehicle/Equipment Replacement**

G/L Account Number	Account Description	FY 21-22 Actual	FY 22-23 Amended Budget	FY 22-23 Actual YTD at 4/30/23	FY 23-24 Proposed Budget
	Program Total: 231 - Streets	133,618	129,318	129,318	129,318
	Division Total: 000 - Non-Departmental	133,618	129,318	129,318	129,318
	Department Total: 00 - Non-Departmental	133,618	129,318	129,318	129,318
	REVENUES Total	133,618	129,318	129,318	129,318
EXPENSES					
CA - Capital Outlay					
506-00-000-231.51020	Equipment Replacement	123,289	292,600	0	667,000
	<i>Account Classification Total: CA - Capital Outlay</i>	123,289	292,600	0	667,000
	Program Total: 231 - Streets	123,289	292,600	0	667,000
	Division Total: 000 - Non-Departmental	123,289	292,600	0	667,000
	Department Total: 00 - Non-Departmental	123,289	292,600	0	667,000
	EXPENSES Total	123,289	292,600	0	667,000
	REVENUES	133,618	129,318	129,318	129,318
	EXPENSES	123,289	292,600	0	667,000
	Program Total: 231 - Streets	10,329	(163,282)	129,318	(537,682)

Program: 232 - Storm

REVENUES					
TI - Transfers In					
506-00-000-232.38001_090	Transfers In Vehicle & Equipment Replacement	32,500	40,735	40,735	40,735
	<i>Account Classification Total: TI - Transfers In</i>	32,500	40,735	40,735	40,735
	Program Total: 232 - Storm	32,500	40,735	40,735	40,735
	Division Total: 000 - Non-Departmental	32,500	40,735	40,735	40,735
	Department Total: 00 - Non-Departmental	32,500	40,735	40,735	40,735
	REVENUES Total	32,500	40,735	40,735	40,735
EXPENSES					
CA - Capital Outlay					
506-00-000-232.51020	Equipment Replacement	15,582	49,200	5,331	96,000
	<i>Account Classification Total: CA - Capital Outlay</i>	15,582	49,200	5,331	96,000
	Program Total: 232 - Storm	15,582	49,200	5,331	96,000
	Division Total: 000 - Non-Departmental	15,582	49,200	5,331	96,000
	Department Total: 00 - Non-Departmental	15,582	49,200	5,331	96,000
	EXPENSES Total	15,582	49,200	5,331	96,000
	REVENUES	32,500	40,735	40,735	40,735
	EXPENSES	15,582	49,200	5,331	96,000
	Program Total: 232 - Storm	16,918	(8,465)	35,404	(55,265)

Program: 233 - Regional Sports Complex

REVENUES					
TI - Transfers In					
506-00-000-233.38001_090	Transfers In Vehicle & Equipment Replacement	14,393	14,393	14,393	14,393
	<i>Account Classification Total: TI - Transfers In</i>	14,393	14,393	14,393	14,393
	Program Total: 233 - Regional Sports Complex	14,393	14,393	14,393	14,393
	Division Total: 000 - Non-Departmental	14,393	14,393	14,393	14,393
	Department Total: 00 - Non-Departmental	14,393	14,393	14,393	14,393
	REVENUES Total	14,393	14,393	14,393	14,393

**City of Turlock Proposed 23-24 Budget
Fund 506 Vehicle/Equipment Replacement**

G/L Account Number	Account Description	FY 21-22 Actual	FY 22-23 Amended Budget	FY 22-23 Actual YTD at 4/30/23	FY 23-24 Proposed Budget
EXPENSES					
<i>CA - Capital Outlay</i>					
506-00-000-233.51020	Equipment Replacement	0	60,000	0	75,000
<i>Account Classification Total: CA - Capital Outlay</i>		0	60,000	0	75,000
Program Total: 233 - Regional Sports Complex		0	60,000	0	75,000
Division Total: 000 - Non-Departmental		0	60,000	0	75,000
Department Total: 00 - Non-Departmental		0	60,000	0	75,000
EXPENSES Total		0	60,000	0	75,000
REVENUES		14,393	14,393	14,393	14,393
EXPENSES		0	60,000	0	75,000
Program Total: 233 - Regional Sports Complex		14,393	(45,607)	14,393	(60,607)

Program: 234 - Landscape Assessments

REVENUES					
<i>TI - Transfers In</i>					
506-00-000-234.38001_090	Transfers In Vehicle & Equipment Replacement	41,663	41,663	41,663	41,663
<i>Account Classification Total: TI - Transfers In</i>		41,663	41,663	41,663	41,663
Program Total: 234 - Landscape Assessments		41,663	41,663	41,663	41,663
Division Total: 000 - Non-Departmental		41,663	41,663	41,663	41,663
Department Total: 00 - Non-Departmental		41,663	41,663	41,663	41,663
REVENUES Total		41,663	41,663	41,663	41,663
EXPENSES					
<i>CA - Capital Outlay</i>					
506-00-000-234.51020	Equipment Replacement	0	125,000	0	185,000
<i>Account Classification Total: CA - Capital Outlay</i>		0	125,000	0	185,000
Program Total: 234 - Landscape Assessments		0	125,000	0	185,000
Division Total: 000 - Non-Departmental		0	125,000	0	185,000
Department Total: 00 - Non-Departmental		0	125,000	0	185,000
EXPENSES Total		0	125,000	0	185,000
REVENUES		41,663	41,663	41,663	41,663
EXPENSES		0	125,000	0	185,000
Program Total: 234 - Landscape Assessments		41,663	(83,337)	41,663	(143,337)

Program: 304 - Fire Services

REVENUES					
<i>TI - Transfers In</i>					
506-00-000-304.38001_090	Transfers In Vehicle & Equipment Replacement	0	250,000	250,000	450,000
<i>Account Classification Total: TI - Transfers In</i>		0	250,000	250,000	450,000
Program Total: 304 - Fire Services		0	250,000	250,000	450,000
Division Total: 000 - Non-Departmental		0	250,000	250,000	450,000
Department Total: 00 - Non-Departmental		0	250,000	250,000	450,000
REVENUES Total		0	250,000	250,000	450,000
EXPENSES					
<i>CA - Capital Outlay</i>					
506-00-000-304.51020	Equipment Replacement	0	495,000	82,792	425,000
<i>Account Classification Total: CA - Capital Outlay</i>		0	495,000	82,792	425,000
Program Total: 304 - Fire Services		0	495,000	82,792	425,000
Division Total: 000 - Non-Departmental		0	495,000	82,792	425,000

**City of Turlock Proposed 23-24 Budget
Fund 506 Vehicle/Equipment Replacement**

G/L Account Number	Account Description	FY 21-22 Actual	FY 22-23 Amended Budget	FY 22-23 Actual YTD at 4/30/23	FY 23-24 Proposed Budget
Department Total: 00 - Non-Departmental		0	495,000	82,792	425,000
	EXPENSES Total	0	495,000	82,792	425,000
	REVENUES	0	250,000	250,000	450,000
	EXPENSES	0	495,000	82,792	425,000
Program Total: 304 - Fire Services		0	(245,000)	167,208	25,000

Program: 372 - Pedretti Park Capital

REVENUES					
<i>TI - Transfers In</i>					
506-00-000-372.38001_090	Transfers In Vehicle & Equipment Replacement	11,027	11,027	11,027	11,027
<i>Account Classification Total: TI - Transfers In</i>		11,027	11,027	11,027	11,027
Program Total: 372 - Pedretti Park Capital		11,027	11,027	11,027	11,027
Division Total: 000 - Non-Departmental		11,027	11,027	11,027	11,027
Department Total: 00 - Non-Departmental		11,027	11,027	11,027	11,027
	REVENUES Total	11,027	11,027	11,027	11,027
	REVENUES	11,027	11,027	11,027	11,027
	EXPENSES	0	0	0	0
Program Total: 372 - Pedretti Park Capital		11,027	11,027	11,027	11,027

Fund Total: 506 - Vehicle/Equipment Replacement

	REVENUES	1,279,383	1,877,817	1,877,817	1,354,088
	EXPENSES	513,680	2,725,600	176,626	2,670,498
Fund Total: 506 - Vehicle/Equipment Replacement		765,703	(847,783)	1,701,191	(1,316,410)



CITY OF TURLOCK BUDGET FY 23-24

Fund 510 - Worker's Comp. Insurance

Fund 511 - Healthcare

*Fund 512 - Self Casualty Insurance &
Unemployment Insurance Fund*

PURPOSE

The City of Turlock maintains these insurance internal service funds to account for and finance its risks of loss. Under this program, the City is self-insured for general liability, unemployment insurance, workers' compensation and employee health care.

**City of Turlock Proposed 23-24 Budget
Fund 510 Workers Compensation Ins**

G/L Account Number	Account Description	FY 21-22 Actual	FY 22-23 Amended Budget	FY 22-23 Actual YTD at 4/30/23	FY 23-24 Proposed Budget
Fund: 510 - Workers Compensation Ins					
Department: 10 - Administration					
Division: 150 - Self Insurance - Work Comp					
REVENUES					
<i>IN - Interest Income</i>					
510-10-150.33000	Interest Income	21,430	22,700	(4,029)	48,400
510-10-150.33099	Market Valuation	(87,952)	0	0	0
<i>Account Classification Total: IN - Interest Income</i>		<u>(66,522)</u>	<u>22,700</u>	<u>(4,029)</u>	<u>48,400</u>
<i>CH - Charges for Services</i>					
510-10-150.35017_003	Self Insurance Transfer Workers Comp	1,131,238	688,880	494,101	770,384
<i>Account Classification Total: CH - Charges for Services</i>		<u>1,131,238</u>	<u>688,880</u>	<u>494,101</u>	<u>770,384</u>
<i>OR - Other Revenues</i>					
510-10-150.37215	Misc Rebates/Refunds	6,780	0	20,000	0
<i>Account Classification Total: OR - Other Revenues</i>		<u>6,780</u>	<u>0</u>	<u>20,000</u>	<u>0</u>
Division Total: 150 - Self Insurance - Work Comp		<u>1,071,496</u>	<u>711,580</u>	<u>510,072</u>	<u>818,784</u>
Department Total: 10 - Administration		<u>1,071,496</u>	<u>711,580</u>	<u>510,072</u>	<u>818,784</u>
REVENUES Total		<u>1,071,496</u>	<u>711,580</u>	<u>510,072</u>	<u>818,784</u>
EXPENSES					
<i>CO - Contractual Services</i>					
510-10-150.43190	Annual State License Fee	32,737	40,000	0	0
510-10-150.43191	Claims Expense	653,986	1,000,000	342,179	900,000
510-10-150.43192	Premiums	206,914	230,000	194,858	240,000
<i>Account Classification Total: CO - Contractual Services</i>		<u>893,637</u>	<u>1,270,000</u>	<u>537,037</u>	<u>1,140,000</u>
<i>MI - Miscellaneous Expenses</i>					
510-10-150.47010	Bank Charges	547	800	0	700
<i>Account Classification Total: MI - Miscellaneous Expenses</i>		<u>547</u>	<u>800</u>	<u>0</u>	<u>700</u>
Division Total: 150 - Self Insurance - Work Comp		<u>894,184</u>	<u>1,270,800</u>	<u>537,037</u>	<u>1,140,700</u>
Department Total: 10 - Administration		<u>894,184</u>	<u>1,270,800</u>	<u>537,037</u>	<u>1,140,700</u>
EXPENSES Total		<u>894,184</u>	<u>1,270,800</u>	<u>537,037</u>	<u>1,140,700</u>
Fund REVENUE	Total: 510 - Workers Compensation Ins	<u>1,071,496</u>	<u>711,580</u>	<u>510,072</u>	<u>818,784</u>
Fund EXPENSE	Total: 510 - Workers Compensation Ins	<u>894,184</u>	<u>1,270,800</u>	<u>537,037</u>	<u>1,140,700</u>
Fund Total: 510 - Workers Compensation Ins		<u>177,312</u>	<u>(559,220)</u>	<u>(26,964)</u>	<u>(321,916)</u>

**City of Turlock Proposed 23-24 Budget
Fund 511 Health Care**

G/L Account Number	Account Description	FY 21-22 Actual	FY 22-23 Amended Budget	FY 22-23 Actual YTD at 4/30/23	FY 23-24 Proposed Budget
Fund: 511 - Health Care					
Department: 10 - Administration					
Division: 151 - Self Insurance - Health					
REVENUES					
<i>IN - Interest Income</i>					
511-10-151.33000	Interest Income	19,056	19,500	(3,765)	86,800
511-10-151.33099	Market Valuation	(80,084)	0	0	0
<i>Account Classification Total: IN - Interest Income</i>		(61,028)	19,500	(3,765)	86,800
<i>CH - Charges for Services</i>					
511-10-151.35017_001	Self Insurance Transfer Medical/Dental	6,114,147	7,577,200	5,950,744	7,347,121
511-10-151.35017_002	Self Insurance Transfer Vision	63,860	88,920	47,268	83,913
<i>Account Classification Total: CH - Charges for Services</i>		6,178,007	7,666,120	5,998,012	7,431,034
<i>OR - Other Revenues</i>					
511-10-151.37215	Misc Rebates/Refunds	29,272	0	17,524	0
511-10-151.37220_002	Insurance Refund/Recovery Reinsurance	221,850	0	0	0
<i>Account Classification Total: OR - Other Revenues</i>		251,122	0	17,524	0
Division Total: 151 - Self Insurance - Health		6,368,102	7,685,620	6,011,771	7,517,834
Department Total: 10 - Administration		6,368,102	7,685,620	6,011,771	7,517,834
REVENUES Total		6,368,102	7,685,620	6,011,771	7,517,834
EXPENSES					
<i>CO - Contractual Services</i>					
511-10-151.43166	Actuarial Report	0	5,000	0	5,000
<i>Account Classification Total: CO - Contractual Services</i>		0	5,000	0	5,000
<i>MI - Miscellaneous Expenses</i>					
511-10-151.47074	Health Care Reform Costs	2,288	0	0	0
511-10-151.47075_001	Premiums Reinsurance/Fixed Costs	1,119,798	1,500,000	551,073	1,350,000
511-10-151.47075_002	Premiums Vision	17,548	25,000	7,650	25,000
511-10-151.47075_004	Premiums HSA City Contribution	133,607	157,000	108,767	130,000
511-10-151.47076_001	Claims Medical Claims	4,675,368	6,300,000	1,206,853	6,300,000
511-10-151.47076_002	Claims Vision	45,336	65,000	15,329	50,000
511-10-151.47076_005	Claims Dental Claims	309,095	375,000	122,485	325,000
<i>Account Classification Total: MI - Miscellaneous Expenses</i>		6,303,039	8,422,000	2,012,158	8,180,000
Division Total: 151 - Self Insurance - Health		6,303,039	8,427,000	2,012,158	8,185,000
Department Total: 10 - Administration		6,303,039	8,427,000	2,012,158	8,185,000
EXPENSES Total		6,303,039	8,427,000	2,012,158	8,185,000
Fund REVENUE	Total: 511 - Health Care	6,368,102	7,685,620	6,011,771	7,517,834
Fund EXPENSE	Total: 511 - Health Care	6,303,039	8,427,000	2,012,158	8,185,000
Fund Total: 511 - Health Care		65,063	(741,380)	3,999,613	(667,166)

**City of Turlock Proposed 23-24 Budget
Fund 512 Casualty Insurance**

G/L Account Number	Account Description	FY 21-22 Actual	FY 22-23 Amended Budget	FY 22-23 Actual YTD at 4/30/23	FY 23-24 Proposed Budget
Fund: 512 - Casualty Insurance					
Department: 10 - Administration					
Division: 152 - Self Insurance - Liability					
REVENUES					
<i>IN - Interest Income</i>					
512-10-152.33000	Interest Income	5,534	7,100	(1,183)	5,800
512-10-152.33099	Market Valuation	0	0	0	0
<i>Account Classification Total: IN - Interest Income</i>		5,534	7,100	(1,183)	5,800
<i>CH - Charges for Services</i>					
512-10-152.35018	Insurance Transfers	1,395,283	1,036,021	755,649	1,137,372
<i>Account Classification Total: CH - Charges for Services</i>		1,395,283	1,036,021	755,649	1,137,372
<i>OR - Other Revenues</i>					
512-10-152.37220_001	Insurance Refund/Recovery CSJVRMA	1,167	0	0	0
<i>Account Classification Total: OR - Other Revenues</i>		1,167	0	0	0
Division Total: 152 - Self Insurance - Liability		1,401,985	1,043,121	754,465	1,143,172
Department Total: 10 - Administration		1,401,985	1,043,121	754,465	1,143,172
REVENUES Total		1,401,985	1,043,121	754,465	1,143,172
EXPENSES					
<i>CO - Contractual Services</i>					
512-10-152.43100_002	Insurance Public Officials	0	13,200	12,635	13,500
512-10-152.43100_004	Insurance Employment Practices Liability	45,000	55,000	50,039	55,000
512-10-152.43100_006	Insurance Cyber Liability & Data Breach	0	35,000	28,000	35,000
<i>Account Classification Total: CO - Contractual Services</i>		45,000	103,200	90,674	103,500
<i>MI - Miscellaneous Expenses</i>					
512-10-152.47010	Bank Charges	143	300	0	100
512-10-152.47075_003	Premiums Liability	1,451,665	1,628,798	1,635,321	1,974,904
512-10-152.47078	Litigation	0	10,000	0	10,000
512-10-152.47320_002	Repair Program Vehicle	0	30,000	0	30,000
<i>Account Classification Total: MI - Miscellaneous Expenses</i>		1,451,808	1,669,098	1,635,321	2,015,004
Division Total: 152 - Self Insurance - Liability		1,496,808	1,772,298	1,725,995	2,118,504
Department Total: 10 - Administration		1,496,808	1,772,298	1,725,995	2,118,504
EXPENSES Total		1,496,808	1,772,298	1,725,995	2,118,504
REVENUES		1,401,985	1,043,121	754,465	1,143,172
EXPENSES		1,496,808	1,772,298	1,725,995	2,118,504
Division Total: 152 - Self Insurance - Liability		(94,823)	(729,177)	(971,530)	(975,332)

Division: 153 - Unemployment Insurance					
REVENUES					
<i>CH - Charges for Services</i>					
512-10-153.35018	Insurance Transfers	104,526	103,738	99,947	112,358
<i>Account Classification Total: CH - Charges for Services</i>		104,526	103,738	99,947	112,358
Division Total: 153 - Unemployment Insurance		104,526	103,738	99,947	112,358
Department Total: 10 - Administration		104,526	103,738	99,947	112,358
REVENUES Total		104,526	103,738	99,947	112,358
EXPENSES					
<i>CO - Contractual Services</i>					
512-10-153.43191	Claims Expense	41,899	103,738	7,199	112,085
<i>Account Classification Total: CO - Contractual Services</i>		41,899	103,738	7,199	112,085
Division Total: 153 - Unemployment Insurance		41,899	103,738	7,199	112,085
Department Total: 10 - Administration		41,899	103,738	7,199	112,085

**City of Turlock Proposed 23-24 Budget
Fund 512 Casualty Insurance**

G/L Account Number	Account Description	FY 21-22 Actual	FY 22-23 Amended Budget	FY 22-23 Actual YTD at 4/30/23	FY 23-24 Proposed Budget
	EXPENSES Total	41,899	103,738	7,199	112,085
	REVENUES	104,526	103,738	99,947	112,358
	EXPENSES	41,899	103,738	7,199	112,085
	Division Total: 153 - Unemployment Insurance	62,628	0	92,748	273
Fund Total: 512 - Casualty Insurance					
	REVENUES	1,506,511	1,146,859	854,412	1,255,530
	EXPENSES	1,538,707	1,876,036	1,733,194	2,230,589
	Fund Total: 512 - Casualty Insurance	(32,196)	(729,177)	(878,782)	(975,059)



CITY OF TURLOCK BUDGET FY 23-24

Fund 501 Information Technology

PURPOSE

This division manages a full range of information technology and related services for all City departments including Public Safety. These services include e-mail, Internet/Intranet, Geographic Information System (GIS), central data center operations, voice and data network management, support for mobile data units, data storage and backup management, technology support to departments for desktop computers, mobile hand held devices, printers and software acquisition and support.

PROGRAMS

Division programs include:

- Recommend, implement and maintain computer and network hardware and software solutions for all City departments. Recommend, implement, and maintain I.T. infrastructure, including network servers and workstations, mobile devices, emergency mobile units, network and local printers, network communication devices, phone system, switches, routers, hubs, firewalls, etc.
- Provide customer service to and assist departments in research, development, installation and maintenance of automated solutions.
- Develop, maintain, and continually update the GIS for internal use. This also includes phasing in of departments that are currently not participating in the GIS process.
- Develop, maintain and expand the Document Imaging System for all City departments.
- Aid with conversions and maintain enterprise systems for utilities, general ledger, Community Development and Human Resources as they are implemented City wide, as well as developing programs to accompany the enterprise system. Also, support and maintain the CAD and RMS for Public Safety.
- Continue to research new technology that would best serve the community and our internal customers.
- Continually monitor security policies and practices in all areas of the I.T. infrastructure.
- To maintain a disaster recovery plan for critical data and systems.
- To provide and continuously improve service for internal and external customers by providing secure connections to outside agencies.

**City of Turlock Proposed 23-24 Budget
Fund 501 Information Technology**

G/L Account Number	Account Description	FY 21-22 Actual	FY 22-23 Amended Budget	FY 22-23 Actual YTD at 4/15/23	FY 23-24 Proposed Budget
Fund: 501 - Information Technology					
Department: 10 - Administration					
Division: 130 - Information Tech - Operations					
REVENUES					
<i>TI - Transfers In</i>					
501-10-130.38001_083	Transfers In Info Technology Support	1,560,955	1,616,509	1,077,688	1,892,619
501-10-130.38003_003	Transfers In-ARPA OA I-IT Sal & Ben	3,843	99,935	37,797	0
<i>Account Classification Total: TI - Transfers In</i>		1,564,798	1,716,444	1,115,485	1,892,619
Division Total: 130 - Information Tech - Operations		1,564,798	1,716,444	1,115,485	1,892,619
Department Total: 10 - Administration		1,564,798	1,716,444	1,115,485	1,892,619
REVENUES Total		1,564,798	1,716,444	1,115,485	1,892,619
EXPENSES					
<i>SA - Salaries</i>					
501-10-130.41001	Full Time Salaries	657,538	735,688	514,195	797,458
501-10-130.41002_000	Part Time Help General	0	3,000	0	0
501-10-130.41052	Educational Incentive	2,362	3,142	3,189	7,835
501-10-130.41053	Sick Leave Conversion Pay	7,618	12,000	9,559	12,000
501-10-130.41055	Vacation Conversion Pay	4,768	8,000	34,371	8,000
501-10-130.41056	Management Leave Conversion	2,585	3,500	5,420	3,500
501-10-130.41059	Continuous Service Pay	18,184	18,504	11,653	11,382
501-10-130.41100_001	Overtime Standard	10,690	12,000	11,625	47,000
<i>Account Classification Total: SA - Salaries</i>		703,744	795,834	590,013	887,175
<i>BE - Benefits</i>					
501-10-130.42002	Medical Dental Plan	115,299	135,751	100,133	122,392
501-10-130.42003	Vision Insurance	1,470	1,760	792	1,368
501-10-130.42004	Long Term Disability Insurance	4,062	8,187	5,290	8,310
501-10-130.42005	Life Insurance	2,019	2,569	1,598	2,608
501-10-130.42006	SUI	1,576	1,755	1,835	1,745
501-10-130.42007	Workers Comp Insurance	3,448	1,986	1,581	2,102
501-10-130.42008	City Liability Insurance	20,428	14,659	10,280	15,518
501-10-130.42009	PERS	331,273	140,939	88,791	151,111
501-10-130.42010	Medicare Tax	10,113	12,265	8,381	12,864
501-10-130.42011	Social Security	0	186	0	0
501-10-130.42012	Retiree Health Insurance	14,700	17,649	11,233	19,646
501-10-130.42013	Deferred Comp	4,372	9,156	4,438	12,053
501-10-130.42014	Deferred Comp In Lieu	5,460	5,460	4,275	5,700
501-10-130.42016	Employee Contrib To PERS	(61,242)	(72,660)	(42,559)	(73,501)
501-10-130.42017	Compensated Absences	30,882	0	0	0
501-10-130.42019	PERS UAL (Unfunded Accrued Liability)	0	135,742	90,496	115,353
<i>Account Classification Total: BE - Benefits</i>		483,859	415,404	286,562	397,269
<i>CO - Contractual Services</i>					
501-10-130.43020	Car Wash	11	50	0	50
501-10-130.43021	Phone System Maintenance	18,175	25,000	18,185	25,000
501-10-130.43035_000	City Hall Shared Costs-Contract Services Shared Costs	4,541	6,290	2,228	6,402
501-10-130.43045	Computer Maintenance	42,442	53,157	3,806	75,000
501-10-130.43047	Microsoft Licensing	73,842	95,570	0	110,000
501-10-130.43051	A/C Server Room-PM & Maintenance	2,850	12,242	2,991	6,500
501-10-130.43060_000	Contract Services General	3,896	159,000	100,000	100,000
501-10-130.43060_025	Contract Services New World Payroll	0	31,200	0	31,200
501-10-130.43063	Fire Sprinkler & Suppression System	700	12,000	0	12,000

**City of Turlock Proposed 23-24 Budget
Fund 501 Information Technology**

G/L Account Number	Account Description	FY 21-22 Actual	FY 22-23 Amended Budget	FY 22-23 Actual YTD at 4/15/23	FY 23-24 Proposed Budget
501-10-130.43066	Printer Maintenance	85	500	14	500
501-10-130.43155	Physicals, Shots & Psychological	115	125	0	125
501-10-130.43160	Building Rent BCH	10,800	10,800	5,400	10,800
501-10-130.43226	Document Imaging System	31,690	50,000	2,057	50,000
<i>Account Classification Total: CO - Contractual Services</i>		189,146	455,934	134,682	427,577
<i>SU - Supplies and Maintenance</i>					
501-10-130.44001_000	Supplies General	438	2,300	155	3,000
501-10-130.44001_256	Supplies Computer	655	5,000	1,244	5,000
501-10-130.44010_001	Computer Software Maintenance	76	1,500	126	1,500
501-10-130.44010_003	Computer Software	1,159	2,000	0	4,000
501-10-130.44040_000	Postage General	0	75	7	75
501-10-130.44090	Office Equipment & Furniture	0	20,531	20,530	10,000
<i>Account Classification Total: SU - Supplies and Maintenance</i>		2,328	31,406	22,062	23,575
<i>UT - Utilities</i>					
501-10-130.45001_000	Telephone General	4,874	4,500	2,374	4,500
501-10-130.45001_002	Telephone Wireless/Tablet Service Plan	0	1,500	999	1,500
501-10-130.45004	City Hall Shared Costs - Utilities	1,971	2,512	1,163	2,424
501-10-130.45007	Internet Access	19,050	25,000	7,512	25,000
<i>Account Classification Total: UT - Utilities</i>		25,896	33,512	12,049	33,424
<i>VE - Vehicle Expenses</i>					
501-10-130.46000	Auto Allowance	333	800	1,200	4,000
501-10-130.46020	Fleet Maintenance Labor	203	1,113	101	1,275
501-10-130.46025	Outside Contractor Labor	428	450	37	500
501-10-130.46031	Gas & Oil	159	300	144	300
501-10-130.46032	Vehicle & Small Equipment Maintenance Parts	0	1,000	148	1,000
501-10-130.46034	Vehicle Insurance	3	3	2	10
<i>Account Classification Total: VE - Vehicle Expenses</i>		1,126	3,666	1,632	7,085
<i>MI - Miscellaneous Expenses</i>					
501-10-130.47006	Access Control System	19,983	55,000	24,606	55,000
501-10-130.47010	Bank Charges	0	100	0	0
501-10-130.47040_000	Dues Miscellaneous	130	300	0	300
501-10-130.47050	Meetings	0	200	35	500
501-10-130.47065	Professional Development	733	900	0	1,534
501-10-130.47090	Testing & Recruitment	1,922	800	17	800
501-10-130.47095_000	Training General/Travel	10,747	20,000	2,490	25,000
<i>Account Classification Total: MI - Miscellaneous Expenses</i>		33,516	77,300	27,147	83,134
<i>CA - Capital Outlay</i>					
501-10-130.51395	Fax Server	0	3,000	0	3,000
<i>Account Classification Total: CA - Capital Outlay</i>		0	3,000	0	3,000
<i>TO - Transfers Out</i>					
501-10-130.48001_085	Transfers Out To Fd 242 Network	287	388	388	380
501-10-130.48001_090	Transfers Out For Vehicle & Equip Replace	0	0	0	30,000
<i>Account Classification Total: TO - Transfers Out</i>		287	388	388	30,380
Division Total: 130 - Information Tech - Operations		1,439,902	1,816,444	1,074,534	1,892,619
Department Total: 10 - Administration		1,439,902	1,816,444	1,074,534	1,892,619
EXPENSES Total		1,439,902	1,816,444	1,074,534	1,892,619
REVENUES		1,564,798	1,716,444	1,115,485	1,892,619
EXPENSES		1,439,902	1,816,444	1,074,534	1,892,619
Division Total: 130 - Information Tech - Operations		124,896	(100,000)	40,951	0

**City of Turlock Proposed 23-24 Budget
Fund 501 Information Technology**

G/L Account Number	Account Description	FY 21-22 Actual	FY 22-23 Amended Budget	FY 22-23 Actual YTD at 4/15/23	FY 23-24 Proposed Budget
Division: 131 - Information Tech - GIS					
REVENUES					
<i>TI - Transfers In</i>					
501-10-131.38001_012	Transfers In GIS Reimbursement	0	338,921	0	428,230
<i>Account Classification Total: TI - Transfers In</i>		0	338,921	0	428,230
Division Total: 131 - Information Tech - GIS		0	338,921	0	428,230
Department Total: 10 - Administration		0	338,921	0	428,230
REVENUES Total		0	338,921	0	428,230
EXPENSES					
<i>SA - Salaries</i>					
501-10-131.41001	Full Time Salaries	0	51,256	18,257	124,460
<i>Account Classification Total: SA - Salaries</i>		0	51,256	18,257	124,460
<i>BE - Benefits</i>					
501-10-131.42002	Medical Dental Plan	0	19,289	0	17,360
501-10-131.42003	Vision Insurance	0	240	0	216
501-10-131.42004	Long Term Disability Insurance	0	1,055	0	1,297
501-10-131.42005	Life Insurance	0	331	0	407
501-10-131.42006	SUI	0	238	238	238
501-10-131.42007	Workers Comp Insurance	0	243	44	299
501-10-131.42008	City Liability Insurance	0	1,794	324	2,205
501-10-131.42009	PERS	0	16,079	2,899	22,303
501-10-131.42010	Medicare Tax	0	1,468	265	1,805
501-10-131.42012	Retiree Health Insurance	0	2,025	365	2,489
501-10-131.42013	Deferred Comp	0	506	0	622
501-10-131.42016	Employee Contrib To PERS	0	(9,113)	(764)	(11,201)
501-10-131.42019	PERS UAL (Unfunded Accrued Liability)	0	18,510	12,344	15,730
<i>Account Classification Total: BE - Benefits</i>		0	52,665	15,714	53,770
<i>CO - Contractual Services</i>					
501-10-131.43045	Computer Maintenance	1,500	15,000	0	20,000
501-10-131.43060_000	Contract Services General	0	155,000	326	215,000
<i>Account Classification Total: CO - Contractual Services</i>		1,500	170,000	326	235,000
<i>MI - Miscellaneous Expenses</i>					
501-10-131.47030	Conferences	0	5,000	0	5,000
501-10-131.47090	Testing & Recruitment	0	0	1,622	0
501-10-131.47095_000	Training General/Travel	0	10,000	0	10,000
<i>Account Classification Total: MI - Miscellaneous Expenses</i>		0	15,000	1,622	15,000
Division Total: 131 - Information Tech - GIS		1,500	288,921	35,919	428,230
Department Total: 10 - Administration		1,500	288,921	35,919	428,230
EXPENSES Total		1,500	288,921	35,919	428,230
REVENUES		0	338,921	0	428,230
EXPENSES		1,500	288,921	35,919	428,230
Account Classification Total: MI - Miscellaneous Expenses		(1,500)	50,000	(35,919)	0
Fund Total: 501 - Information Technology					
REVENUES		1,564,798	2,055,365	1,115,485	2,320,849
EXPENSES		1,441,402	2,105,365	1,110,454	2,320,849
Fund Total: 501 - Information Technology		123,396	(50,000)	5,031	0

**City of Turlock Proposed 23-24 Budget
Fund 201 Asset Forfeiture**

G/L Account Number	Account Description	FY 21-22 Actual	FY 22-23 Amended Budget	FY 22-23 Actual YTD at 4/30/23	FY 23-24 Proposed Budget
Fund: 201 - Asset Forfeiture					
Department: 20 - Police					
Division: 240 - Non-Federal Asset Forfeiture					
REVENUES					
<i>IG - Intergovernmental</i>					
201-20-240.34206	Asset Forfeiture Revenue	10,566	5,000	26,723	5,000
<i>Account Classification Total: IG - Intergovernmental</i>		10,566	5,000	26,723	5,000
Division Total: 240 - Non-Federal Asset Forfeiture		10,566	5,000	26,723	5,000
Department Total: 20 - Police		10,566	5,000	26,723	5,000
REVENUES Total		10,566	5,000	26,723	5,000
EXPENSES					
<i>SU - Supplies and Maintenance</i>					
201-20-240.44030_078	Minor Equipment Special Investigations Unit	3,844	6,000	0	13,000
<i>Account Classification Total: SU - Supplies and Maintenance</i>		3,844	6,000	0	13,000
<i>MI - Miscellaneous Expenses</i>					
201-20-240.47095_000	Training General/Travel	15,187	16,000	12,837	16,000
201-20-240.47357	Police Undercover Funds	(5,040)	2,000	0	2,000
<i>Account Classification Total: MI - Miscellaneous Expenses</i>		10,147	18,000	12,837	18,000
Division Total: 240 - Non-Federal Asset Forfeiture		13,991	24,000	12,837	31,000
Department Total: 20 - Police		13,991	24,000	12,837	31,000
EXPENSES Total		13,991	24,000	12,837	31,000
REVENUES		10,566	5,000	26,723	5,000
EXPENSES		13,991	24,000	12,837	31,000
Division Total: 240 - Non-Federal Asset Forfeiture		(3,425)	(19,000)	13,886	(26,000)
Division: 241 - Federal Asset Forfeiture					
EXPENSES					
<i>SU - Supplies and Maintenance</i>					
201-20-241.44030_078	Minor Equipment Special Investigations Unit	0	13,817	0	13,817
<i>Account Classification Total: SU - Supplies and Maintenance</i>		0	13,817	0	13,817
Division Total: 241 - Federal Asset Forfeiture		0	13,817	0	13,817
Department Total: 20 - Police		0	13,817	0	13,817
EXPENSES Total		0	13,817	0	13,817
REVENUES					
EXPENSES		0	13,817	0	13,817
Division Total: 241 - Federal Asset Forfeiture		0	(13,817)	0	(13,817)
Fund Total: 201 - Asset Forfeiture					
REVENUES		10,566	5,000	26,723	5,000
EXPENSES		13,991	37,817	12,837	44,817
Fund Total: 201 - Asset Forfeiture		(3,425)	(32,817)	13,886	(39,817)

**City of Turlock Proposed 23-24 Budget
Fund 202 Bicycle Safety**

G/L Account Number	Account Description	FY 21-22 Actual	FY 22-23 Amended Budget	FY 22-23 Actual YTD at 4/30/23	FY 23-24 Proposed Budget
Fund: 202 - Bicycle Safety					
Department: 20 - Police					
Division: 245 - Bicycle					
REVENUES					
<i>LI - Licenses & Permits</i>					
202-20-245.31050	Bicycle Licenses	154	1,800	59	1,800
<i>Account Classification Total: LI - Licenses & Permits</i>		154	1,800	59	1,800
<i>OR - Other Revenues</i>					
202-20-245.37030	Sale of Property	1,108	-	-	-
<i>Account Classification Total: OR - Other Revenues</i>		1,108	-	-	-
Division Total: 245 - Bicycle		1,262	1,800	59	1,800
Department Total: 20 - Police		1,262	1,800	59	1,800
REVENUES Total		1,262	1,800	59	1,800
EXPENSES					
<i>SA - Salaries</i>					
202-20-245.41100_001	Overtime Standard	1,208	9,000	569	9,000
<i>Account Classification Total: SA - Salaries</i>		1,208	9,000	569	9,000
<i>BE - Benefits</i>					
202-20-245.42004	Long Term Disability Insurance	7	0	2	0
202-20-245.42007	Workers Comp Insurance	54	201	13	201
202-20-245.42008	City Liability Insurance	79	358	22	358
202-20-245.42010	Medicare Tax	18	131	8	131
<i>Account Classification Total: BE - Benefits</i>		158	690	46	690
<i>CO - Contractual Services</i>					
202-20-245.43125_006	Maintenance Bike Repair	180	1,000	0	1,000
<i>Account Classification Total: CO - Contractual Services</i>		180	1,000	0	1,000
<i>SU - Supplies and Maintenance</i>					
202-20-245.44001_003	Supplies Bicycle Licenses	0	1,000	0	1,000
202-20-245.44001_085	Supplies Public Education	0	1,000	0	1,000
202-20-245.44080	Equipment & Training	13,910	5,000	2,299	5,000
<i>Account Classification Total: SU - Supplies and Maintenance</i>		13,910	7,000	2,299	7,000
<i>MI - Miscellaneous Expenses</i>					
202-20-245.47358	Promotion - Bicycle Safety	0	1,000	0	1,000
<i>Account Classification Total: MI - Miscellaneous Expenses</i>		0	1,000	0	1,000
Division Total: 245 - Bicycle		15,456	18,690	2,913	18,690
Department Total: 20 - Police		15,456	18,690	2,913	18,690
EXPENSES Total		15,456	18,690	2,913	18,690
Fund REVENUE	Total: 202 - Bicycle Safety	1,262	1,800	59	1,800
Fund EXPENSE	Total: 202 - Bicycle Safety	15,456	18,690	2,913	18,690
Fund Total: 202 - Bicycle Safety		(14,193)	(16,890)	(2,855)	(16,890)

**City of Turlock Proposed 23-24 Budget
Fund 203 Animal Fee Forfeiture**

G/L Account Number	Account Description	FY 21-22 Actual	FY 22-23 Amended Budget	FY 22-23 Actual YTD at 4/30/23	FY 23-24 Proposed Budget
Fund: 203 - Animal Fee Forfeiture					
Department: 20 - Police					
Division: 250 - Animal Control					
REVENUES					
<i>CH - Charges for Services</i>					
203-20-250.35064	Vaccination Fees	6,093	5,000	2,985	5,000
203-20-250.35065	Spay/Neuter Fees	20,129	15,000	9,142	15,000
<i>Account Classification Total: CH - Charges for Services</i>		26,222	20,000	12,127	20,000
<i>OR - Other Revenues</i>					
203-20-250.35073	Foster to Adopt Deposit Fee	-	-	4,700	5,000
203-20-250.37050	Unclaimed Property	120	0	0	0
<i>Account Classification Total: OR - Other Revenues</i>		120	0	4,700	5,000
Division Total: 250 - Animal Control		26,342	20,000	16,827	25,000
Department Total: 20 - Police		26,342	20,000	16,827	25,000
REVENUES Total		26,342	20,000	16,827	25,000
EXPENSES					
<i>MI - Miscellaneous Expenses</i>					
203-20-250.47359	Vaccination Program	2,906	3,500	626	2,500
203-20-250.47360	Spay/Neuter Program	0	2,000	0	0
203-20-250.47361	Vaccination Deposit Refunds	3,557	2,250	1,991	2,500
203-20-250.47362	Spay/Neuter Services	15,613	15,000	13,816	15,000
203-20-250.47369	Foster to Adopt Deposit Refund	0	0	2,900	5,000
<i>Account Classification Total: MI - Miscellaneous Expenses</i>		22,075	22,750	19,333	25,000
Division Total: 250 - Animal Control		22,075	22,750	19,333	25,000
Department Total: 20 - Police		22,075	22,750	19,333	25,000
EXPENSES Total		22,075	22,750	19,333	25,000
Fund REVENUE	Total: 203 - Animal Fee Forfeiture	26,342	20,000	16,827	25,000
Fund EXPENSE	Total: 203 - Animal Fee Forfeiture	22,075	22,750	19,333	25,000
Fund Total: 203 - Animal Fee Forfeiture		4,266	(2,750)	(2,506)	0

**City of Turlock Proposed 23-24 Budget
Fund 206 Traffic Safety**

G/L Account Number	Account Description	FY 21-22 Actual	FY 22-23 Amended Budget	FY 22-23 Actual YTD at 4/30/23	FY 23-24 Proposed Budget
Fund: 206 - Traffic Safety					
Department: 20 - Police					
Division: 441 - Police					
REVENUES					
<i>CH - Charges for Services</i>					
206-20-441.35197_013	Admin Fee Towed Vehicle Release	51,800	40,000	49,600	40,000
<i>Account Classification Total: CH - Charges for Services</i>		51,800	40,000	49,600	40,000
Division Total: 441 - Police		51,800	40,000	49,600	40,000
Department Total: 20 - Police		51,800	40,000	49,600	40,000
REVENUES Total		51,800	40,000	49,600	40,000
EXPENSES					
<i>SA - Salaries</i>					
206-20-441.41100_001	Overtime Standard	5,430	4,500	2,695	4,500
<i>Account Classification Total: SA - Salaries</i>		5,430	4,500	2,695	4,500
<i>BE - Benefits</i>					
206-20-441.42004	Long Term Disability Insurance	38	0	21	0
206-20-441.42006	SUI	0	0	19	0
206-20-441.42007	Workers Comp Insurance	260	126	60	126
206-20-441.42008	City Liability Insurance	375	80	105	80
206-20-441.42010	Medicare Tax	84	65	38	65
<i>Account Classification Total: BE - Benefits</i>		756	271	243	271
<i>CO - Contractual Services</i>					
206-20-441.43125_036	Maintenance Traffic Equipment	1,468	3,000	1,410	16,100
<i>Account Classification Total: CO - Contractual Services</i>		1,468	3,000	1,410	16,100
<i>SU - Supplies and Maintenance</i>					
206-20-441.44001_000	Supplies General	15,890	25,000	16,966	0
<i>Account Classification Total: SU - Supplies and Maintenance</i>		15,890	25,000	16,966	0
<i>MI - Miscellaneous Expenses</i>					
206-20-441.47095_000	Training General/Travel	6,124	10,500	11,684	19,800
<i>Account Classification Total: MI - Miscellaneous Expenses</i>		6,124	10,500	11,684	19,800
Division Total: 441 - Police		29,668	43,271	32,997	40,671
Department Total: 20 - Police		29,668	43,271	32,997	40,671
EXPENSES Total		29,668	43,271	32,997	40,671
Fund REVENUE Total: 206 - Traffic Safety		51,800	40,000	49,600	40,000
Fund EXPENSE Total: 206 - Traffic Safety		29,668	43,271	32,997	40,671
Fund Total: 206 - Traffic Safety		22,132	(3,271)	16,603	(671)

**City of Turlock Proposed 23-24 Budget
Fund 266 Police Services Grants**

G/L Account Number	Account Description	FY 21-22 Actual	FY 22-23 Amended Budget	FY 22-23 Actual YTD at 4/30/23	FY 23-24 Proposed Budget
Fund: 266 - Police Services Grants					
Department: 20 - Police					
Division: 255 - Grants-Police					
Program: 341 - JAG					
REVENUES					
<i>IG - Intergovernmental</i>					
266-20-255-341.35720_003	Revenue JAG Grant 2018-DJ-BX-0114	28,310	0	0	0
266-20-255-341.35720_004	Revenue JAG Grant 2019-DJ-BX-0533	28,365	0	0	0
266-20-255-341.35720_005	Revenue JAG Grant 2020-VD-BX-0414	5,980	0	0	0
266-20-255-341.35720_006	Revenue JAG Grant 2020-DJ-BX-0188	0	26,846	0	0
266-20-255-341.35720_011	Revenue JAGGrant 15PBJA-21-GG-01259-JAGX	0	32,388	0	32,388
266-20-255-341.35720_012	Revenue JAGGrant 15PBJA-22-GG-02516-JAGX	0	32,053	0	32,053
<i>Account Classification Total: IG - Intergovernmental</i>		62,655	91,287	0	64,441
Program Total: 341 - JAG		62,655	91,287	0	64,441
Division Total: 255 - Grants-Police		62,655	91,287	0	64,441
Department Total: 20 - Police		62,655	91,287	0	64,441
REVENUES Total		62,655	91,287	0	64,441
EXPENSES					
<i>CA - Capital Outlay</i>					
266-20-255-341.51107_007	JAG Expenses 2018-DJ-BX-0114	28,310	0	0	0
266-20-255-341.51107_008	JAG Expenses 2019-DJ-BX-0533	28,365	0	0	0
266-20-255-341.51107_009	JAG Expenses 2020-VD-BX-0414	5,980	0	0	0
266-20-255-341.51107_010	JAG Expenses 2020-DJ-BX-0188	0	26,846	26,846	0
266-20-255-341.51107_011	JAG Expenses 15PBJA-21-GG-01259-JAGX	0	32,388	0	32,388
266-20-255-341.51107_012	JAG Expenses 15PBJA-22-GG-02516-JAGX	0	32,053	0	32,053
<i>Account Classification Total: CA - Capital Outlay</i>		62,655	91,287	26,846	64,441
Program Total: 341 - JAG		62,655	91,287	26,846	64,441
Division Total: 255 - Grants-Police		62,655	91,287	26,846	64,441
Department Total: 20 - Police		62,655	91,287	26,846	64,441
EXPENSES Total		62,655	91,287	26,846	64,441
REVENUES		62,655	91,287	0	64,441
EXPENSES		62,655	91,287	26,846	64,441
Program Total: 341 - JAG		0	0	(26,846)	0

Program: 346 - K-9					
REVENUES					
<i>OR - Other Revenues</i>					
266-20-255-346.37200_000	Donations General	0	49,000	37,000	2,000
<i>Account Classification Total: OR - Other Revenues</i>		0	49,000	37,000	2,000
Program Total: 346 - K-9		0	49,000	37,000	2,000
Division Total: 255 - Grants-Police		0	49,000	37,000	2,000
Department Total: 20 - Police		0	49,000	37,000	2,000
REVENUES Total		0	49,000	37,000	2,000
EXPENSES					
<i>MI - Miscellaneous Expenses</i>					
266-20-255-346.47115	K-9 Expenses	1,124	53,000	38,712	2,000
<i>Account Classification Total: MI - Miscellaneous Expenses</i>		1,124	53,000	38,712	2,000
Program Total: 346 - K-9		1,124	53,000	38,712	2,000
Division Total: 255 - Grants-Police		1,124	53,000	38,712	2,000

**City of Turlock Proposed 23-24 Budget
Fund 266 Police Services Grants**

G/L Account Number	Account Description	FY 21-22 Actual	FY 22-23 Amended Budget	FY 22-23 Actual YTD at 4/30/23	FY 23-24 Proposed Budget
Department Total: 20 - Police		1,124	53,000	38,712	2,000
EXPENSES Total		1,124	53,000	38,712	2,000
REVENUES		0	49,000	37,000	2,000
EXPENSES		1,124	53,000	38,712	2,000
Program Total: 346 - K-9		(1,124)	(4,000)	(1,712)	0

Program: 347 - VIP

REVENUES					
<i>OR - Other Revenues</i>					
266-20-255-347.37200_000	Donations General	0	1,500	0	1,500
<i>Account Classification Total: OR - Other Revenues</i>		0	1,500	0	1,500
Program Total: 347 - VIP		0	1,500	0	1,500
Division Total: 255 - Grants-Police		0	1,500	0	1,500
Department Total: 20 - Police		0	1,500	0	1,500
REVENUES Total		0	1,500	0	1,500
EXPENSES					
<i>MI - Miscellaneous Expenses</i>					
266-20-255-347.47116	VIPS Expenses	871	3,000	383	3,000
<i>Account Classification Total: MI - Miscellaneous Expenses</i>		871	3,000	383	3,000
Program Total: 347 - VIP		871	3,000	383	3,000
Division Total: 255 - Grants-Police		871	3,000	383	3,000
Department Total: 20 - Police		871	3,000	383	3,000
EXPENSES Total		871	3,000	383	3,000
REVENUES		0	1,500	0	1,500
EXPENSES		871	3,000	383	3,000
Program Total: 347 - VIP		(871)	(1,500)	(383)	(1,500)

Program: 348 - Animal Services

REVENUES					
<i>IG - Intergovernmental</i>					
266-20-255-348.35069	Animal Services-Spay & Neuter Grant	0	5,000	5,000	0
266-20-255-348.35072	Cat and Kitten Spay-Neuter-Release Program Grant Revenue	0	40,000	20,000	0
<i>Account Classification Total: IG - Intergovernmental</i>		0	45,000	25,000	0
<i>CH - Charges for Services</i>					
266-20-255-348.35066	Animal Services-Delinquent Dog	0	2,000	0	0
<i>Account Classification Total: CH - Charges for Services</i>		0	2,000	0	0
<i>OR - Other Revenues</i>					
266-20-255-348.37200_000	Donations General	6,239	2,500	10,486	2,500
<i>Account Classification Total: OR - Other Revenues</i>		6,239	2,500	10,486	2,500
Program Total: 348 - Animal Services		6,239	49,500	35,486	2,500
Division Total: 255 - Grants-Police		6,239	49,500	35,486	2,500
Department Total: 20 - Police		6,239	49,500	35,486	2,500
REVENUES Total		6,239	49,500	35,486	2,500
EXPENSES					
<i>MI - Miscellaneous Expenses</i>					
266-20-255-348.47150	Animal Services	1,064	2,500	0	2,500
266-20-255-348.47153	Animal Services-Spay & Neuter Grant	2,065	5,000	2,750	2,250
266-20-255-348.47161	Cat and Kitten Spay-Neuter-Release Program Grant Expenses	17,284	40,000	4,847	15,000

**City of Turlock Proposed 23-24 Budget
Fund 266 Police Services Grants**

G/L Account Number	Account Description	FY 21-22 Actual	FY 22-23 Amended Budget	FY 22-23 Actual YTD at 4/30/23	FY 23-24 Proposed Budget
<i>Account Classification Total: MI - Miscellaneous Expenses</i>		20,413	47,500	7,597	19,750
Program Total: 348 - Animal Services		20,413	47,500	7,597	19,750
Division Total: 255 - Grants-Police		20,413	47,500	7,597	19,750
Department Total: 20 - Police		20,413	47,500	7,597	19,750
EXPENSES Total		20,413	47,500	7,597	19,750
REVENUES		6,239	49,500	35,486	2,500
EXPENSES		20,413	47,500	7,597	19,750
Program Total: 348 - Animal Services		(14,174)	2,000	27,889	(17,250)

Program: 349 - Animal Services Buildings

REVENUES					
<i>OR - Other Revenues</i>					
266-20-255-349.37200_000	Donations General	50	0	6	0
<i>Account Classification Total: OR - Other Revenues</i>		50	0	6	0
Program Total: 349 - Animal Services Buildings		50	0	6	0
Division Total: 255 - Grants-Police		50	0	6	0
Department Total: 20 - Police		50	0	6	0
REVENUES Total		50	0	6	0
REVENUES		50	0	6	0
EXPENSES					
Program Total: 349 - Animal Services Buildings		50	0	6	0

Program: 350 - Vehicle Impound Fees - OTS Grant

No revenues or expenses budgeted for this Fiscal Year.

Program: 351 - Police Donations

REVENUES					
<i>OR - Other Revenues</i>					
266-20-255-351.37200_000	Donations General	0	17,500	16,000	1,500
266-20-255-351.37200_003	Donations Operation Blue Santa	6,349	10,000	17,530	10,000
266-20-255-351.37200_005	Donations National Night Out	1,450	1,500	0	1,500
266-20-255-351.37200_006	Donations Public Safety Open House	0	1,000	0	1,000
<i>Account Classification Total: OR - Other Revenues</i>		7,799	30,000	33,530	14,000
Program Total: 351 - Police Donations		7,799	30,000	33,530	14,000
Division Total: 255 - Grants-Police		7,799	30,000	33,530	14,000
Department Total: 20 - Police		7,799	30,000	33,530	14,000
REVENUES Total		7,799	30,000	33,530	14,000
EXPENSES					
<i>MI - Miscellaneous Expenses</i>					
266-20-255-351.47157	Police Donations Expenses	0	17,500	0	1,500
266-20-255-351.47157_001	Police Donations Expenses Operation Blue Santa	6,838	10,000	3,533	10,000
266-20-255-351.47157_005	Police Donations Expenses National Night Out	1,543	1,000	0	1,000
266-20-255-351.47157_006	Police Donations Expenses Public Safety Open House	35	1,000	856	1,000
<i>Account Classification Total: MI - Miscellaneous Expenses</i>		8,416	29,500	4,389	13,500
Program Total: 351 - Police Donations		8,416	29,500	4,389	13,500
Division Total: 255 - Grants-Police		8,416	29,500	4,389	13,500
Department Total: 20 - Police		8,416	29,500	4,389	13,500

**City of Turlock Proposed 23-24 Budget
Fund 266 Police Services Grants**

G/L Account Number	Account Description	FY 21-22 Actual	FY 22-23 Amended Budget	FY 22-23 Actual YTD at 4/30/23	FY 23-24 Proposed Budget
	EXPENSES Total	8,416	29,500	4,389	13,500
	REVENUES	7,799	30,000	33,530	14,000
	EXPENSES	8,416	29,500	4,389	13,500
	Program Total: 351 - Police Donations	(617)	500	29,141	500

Program: 352 - OTS Step Grant

REVENUES					
<i>CH - Charges for Services</i>					
266-20-255-352.35720	Revenue	28,950	120,187	22,887	50,809
	<i>Account Classification Total: CH - Charges for Services</i>	28,950	120,187	22,887	50,809
	Program Total: 352 - OTS Step Grant	28,950	120,187	22,887	50,809
	Division Total: 255 - Grants-Police	28,950	120,187	22,887	50,809
	Department Total: 20 - Police	28,950	120,187	22,887	50,809
	REVENUES Total	28,950	120,187	22,887	50,809
EXPENSES					
<i>SA - Salaries</i>					
266-20-255-352.41100_013	Overtime OTS Step Grant	24,908	93,172	23,853	45,000
	<i>Account Classification Total: SA - Salaries</i>	24,908	93,172	23,853	45,000
<i>BE - Benefits</i>					
266-20-255-352.42004	Long Term Disability Insurance	0	0	43	0
266-20-255-352.42006	SUI	0	0	4	0
266-20-255-352.42007	Workers Comp Insurance	1,115	895	534	1,007
266-20-255-352.42008	City Liability Insurance	1,499	1,592	947	1,791
266-20-255-352.42010	Medicare Tax	361	580	346	653
	<i>Account Classification Total: BE - Benefits</i>	2,975	3,067	1,872	3,451
<i>SU - Supplies and Maintenance</i>					
266-20-255-352.44001_042	Supplies STEP Grant #PT23185	-	4,470	-	-
	<i>Account Classification Total: SU - Supplies and Maintenance</i>	-	4,470	-	-
<i>MI - Miscellaneous Expenses</i>					
266-20-255-352.47095_014	Training STEP Grant #PT22092	-	2,358	-	2,358
266-20-255-352.47095_016	Training STEP Grant #PT23185	887	1,500	62	-
	<i>Account Classification Total: MI - Miscellaneous Expenses</i>	887	3,858	62	2,358
<i>CA - Capital Outlay</i>					
266-20-255-352.51109_002	Equipment - STEP Grant #PT22092	0	3,663	3,539	0
266-20-255-352.51109_003	Equipment - STEP Grant #PT23185	0	10,000	0	0
	<i>Account Classification Total: CA - Capital Outlay</i>	0	13,663	3,539	0
	Program Total: 352 - OTS Step Grant	28,770	118,230	29,326	50,809
	Division Total: 255 - Grants-Police	28,770	118,230	29,326	50,809
	Department Total: 20 - Police	28,770	118,230	29,326	50,809
	EXPENSES Total	28,770	118,230	29,326	50,809
	REVENUES	28,950	120,187	22,887	50,809
	EXPENSES	28,770	118,230	29,326	50,809
	Program Total: 352 - OTS Step Grant	180	1,957	(6,439)	0

Program: 353 - 911 Grant

REVENUES					
<i>CH - Charges for Services</i>					
266-20-255-353.35720	Revenue	0	3,000	0	3,000
	<i>Account Classification Total: CH - Charges for Services</i>	0	3,000	0	3,000

**City of Turlock Proposed 23-24 Budget
Fund 266 Police Services Grants**

G/L Account Number	Account Description	FY 21-22 Actual	FY 22-23 Amended Budget	FY 22-23 Actual YTD at 4/30/23	FY 23-24 Proposed Budget
	Program Total: 353 - 911 Grant	0	3,000	0	3,000
	Division Total: 255 - Grants-Police	0	3,000	0	3,000
	Department Total: 20 - Police	0	3,000	0	3,000
	REVENUES Total	0	3,000	0	3,000
EXPENSES					
<i>MI - Miscellaneous Expenses</i>					
266-20-255-353.47117	911 Grant Expenses	0	3,000	0	3,000
	<i>Account Classification Total: MI - Miscellaneous Expenses</i>	0	3,000	0	3,000
	Program Total: 353 - 911 Grant	0	3,000	0	3,000
	Division Total: 255 - Grants-Police	0	3,000	0	3,000
	Department Total: 20 - Police	0	3,000	0	3,000
	EXPENSES Total	0	3,000	0	3,000
	REVENUES	0	3,000	0	3,000
	EXPENSES	0	3,000	0	3,000
	Program Total: 353 - 911 Grant	0	0	0	0

Program: 356 - Police Explorer Program

REVENUES					
<i>CH - Charges for Services</i>					
266-20-255-356.35720	Revenue	806	1,250	373	1,250
	<i>Account Classification Total: CH - Charges for Services</i>	806	1,250	373	1,250
	Program Total: 356 - Police Explorer Program	806	1,250	373	1,250
	Division Total: 255 - Grants-Police	806	1,250	373	1,250
	Department Total: 20 - Police	806	1,250	373	1,250
	REVENUES Total	806	1,250	373	1,250
EXPENSES					
<i>SA - Salaries</i>					
266-20-255-356.41100_001	Overtime Standard	2,136	0	0	0
	<i>Account Classification Total: SA - Salaries</i>	2,136	0	0	0
<i>BE - Benefits</i>					
266-20-255-356.42004	Long Term Disability Insurance	9	0	0	0
266-20-255-356.42006	SUI	8	0	0	0
266-20-255-356.42007	Workers Comp Insurance	84	0	0	0
266-20-255-356.42008	City Liability Insurance	139	0	0	0
266-20-255-356.42010	Medicare Tax	31	0	0	0
	<i>Account Classification Total: BE - Benefits</i>	271	0	0	0
<i>MI - Miscellaneous Expenses</i>					
266-20-255-356.47118	Police Explorer Program	41	3,000	0	3,000
	<i>Account Classification Total: MI - Miscellaneous Expenses</i>	41	3,000	0	3,000
	Program Total: 356 - Police Explorer Program	2,449	3,000	0	3,000
	Division Total: 255 - Grants-Police	2,449	3,000	0	3,000
	Department Total: 20 - Police	2,449	3,000	0	3,000
	EXPENSES Total	2,449	3,000	0	3,000
	REVENUES	806	1,250	373	1,250
	EXPENSES	2,449	3,000	0	3,000
	Program Total: 356 - Police Explorer Program	(1,643)	(1,750)	373	(1,750)

Program: 360 - Realignment (prior to 2016-17)

EXPENSES

**City of Turlock Proposed 23-24 Budget
Fund 266 Police Services Grants**

G/L Account Number	Account Description	FY 21-22 Actual	FY 22-23 Amended Budget	FY 22-23 Actual YTD at 4/30/23	FY 23-24 Proposed Budget
<i>TO - Transfers Out</i>					
266-20-255-360.48001_274	Transfers Out Body Cameras	0	0	0	0
<i>Account Classification Total: TO - Transfers Out</i>		0	0	0	0
Program Total: 360 - Realignment (prior to 2016-17)		0	0	0	0
Division Total: 255 - Grants-Police		0	0	0	0
Department Total: 20 - Police		0	0	0	0
EXPENSES Total		0	0	0	0
REVENUES					
EXPENSES		0	0	0	0
Program Total: 360 - Realignment (prior to 2016-17)		0	0	(0)	0

Program: 361 - COPS

REVENUES					
<i>CH - Charges for Services</i>					
266-20-255-361.35720	Revenue	166,667	246,043	125,000	119,319
<i>Account Classification Total: CH - Charges for Services</i>		166,667	246,043	125,000	119,319
<i>TI - Transfers In</i>					
266-20-255-361.38001_220	Transfers In COPS Grant Match	405,814	305,382	0	406,585
<i>Account Classification Total: TI - Transfers In</i>		405,814	305,382	0	406,585
Program Total: 361 - COPS		572,481	551,425	125,000	525,904
Division Total: 255 - Grants-Police		572,481	551,425	125,000	525,904
Department Total: 20 - Police		572,481	551,425	125,000	525,904
REVENUES Total		572,481	551,425	125,000	525,904
EXPENSES					
<i>SA - Salaries</i>					
266-20-255-361.41001	Full Time Salaries	238,591	277,005	228,113	321,701
266-20-255-361.41050	Bilingual Pay	1,768	3,516	2,890	4,192
266-20-255-361.41052	Educational Incentive	6,440	7,031	8,516	11,994
266-20-255-361.41055	Vacation Conversion Pay	2,286	0	655	0
<i>Account Classification Total: SA - Salaries</i>		249,086	287,552	240,174	337,887
<i>BE - Benefits</i>					
266-20-255-361.42001	Uniform Allowance	5,560	5,560	5,560	5,560
266-20-255-361.42002	Medical Dental Plan	69,863	71,695	45,958	69,440
266-20-255-361.42003	Vision Insurance	719	720	400	864
266-20-255-361.42004	Long Term Disability Insurance	1,345	2,886	2,027	3,352
266-20-255-361.42005	Life Insurance	741	906	721	1,052
266-20-255-361.42006	SUI	976	952	826	952
266-20-255-361.42007	Workers Comp Insurance	11,298	6,560	5,499	7,686
266-20-255-361.42008	City Liability Insurance	16,687	11,668	9,711	13,671
266-20-255-361.42009	PERS	132,814	74,131	65,754	92,209
266-20-255-361.42010	Medicare Tax	3,603	4,170	3,517	4,899
266-20-255-361.42012	Retiree Health Insurance	11,151	12,964	10,676	15,056
266-20-255-361.42014	Deferred Comp In Lieu	5,700	5,700	0	0
266-20-255-361.42016	Employee Contrib To PERS	(33,173)	(36,960)	(31,489)	(45,691)
266-20-255-361.42019	PERS UAL (Unfunded Accrued Liability)	0	728	0	193
<i>Account Classification Total: BE - Benefits</i>		227,284	161,680	119,161	169,243
<i>SU - Supplies and Maintenance</i>					
266-20-255-361.44030_001	Minor Equipment Safety	12,549	44,952	10,498	39,055
<i>Account Classification Total: SU - Supplies and Maintenance</i>		12,549	44,952	10,498	39,055
<i>CA - Capital Outlay</i>					

**City of Turlock Proposed 23-24 Budget
Fund 266 Police Services Grants**

G/L Account Number	Account Description	FY 21-22 Actual	FY 22-23 Amended Budget	FY 22-23 Actual YTD at 4/30/23	FY 23-24 Proposed Budget
266-20-255-361.51020	Equipment Replacement	108,440	34,352	21,765	0
	<i>Account Classification Total: CA - Capital Outlay</i>	108,440	34,352	21,765	0
	Program Total: 361 - COPS	597,359	528,536	391,597	546,185
	Division Total: 255 - Grants-Police	597,359	528,536	391,597	546,185
	Department Total: 20 - Police	597,359	528,536	391,597	546,185
	EXPENSES Total	597,359	528,536	391,597	546,185
	REVENUES	572,481	551,425	125,000	525,904
	EXPENSES	597,359	528,536	391,597	546,185
	Program Total: 361 - COPS	(24,878)	22,889	(266,598)	(20,281)

Program: 362 - Realignment (rec'd in 2016-17)

EXPENSES					
<i>SA - Salaries</i>					
266-20-255-362.41100_001	Overtime Standard	0	10,000	0	10,000
	<i>Account Classification Total: SA - Salaries</i>	0	10,000	0	10,000
<i>BE - Benefits</i>					
266-20-255-362.42007	Workers Comp Insurance	0	224	0	224
266-20-255-362.42008	City Liability Insurance	0	398	0	398
266-20-255-362.42010	Medicare Tax	0	145	0	145
	<i>Account Classification Total: BE - Benefits</i>	0	767	0	767
<i>MI - Miscellaneous Expenses</i>					
266-20-255-362.47095_000	Training General/Travel	0	15,000	0	15,000
	<i>Account Classification Total: MI - Miscellaneous Expenses</i>	0	15,000	0	15,000
	Program Total: 362 - Realignment (rec'd in 2016-17)	0	25,767	0	25,767
	Division Total: 255 - Grants-Police	0	25,767	0	25,767
	Department Total: 20 - Police	0	25,767	0	25,767
	EXPENSES Total	0	25,767	0	25,767
	REVENUES				
	EXPENSES	0	25,767	0	25,767
	Program Total: 362 - Realignment (rec'd in 2016-17)	0	(25,767)	0	(25,767)

Program: 363 - Course Hosting

REVENUES					
<i>OR - Other Revenues</i>					
266-20-255-363.35750_001	Course Hosting Revenue Basic Rifle	3,500	3,000	0	3,000
	<i>Account Classification Total: OR - Other Revenues</i>	3,500	3,000	0	3,000
	Program Total: 363 - Course Hosting	3,500	3,000	0	3,000
	Division Total: 255 - Grants-Police	3,500	3,000	0	3,000
	Department Total: 20 - Police	3,500	3,000	0	3,000
	REVENUES Total	3,500	3,000	0	3,000
EXPENSES					
<i>SU - Supplies and Maintenance</i>					
266-20-255-363.44001_000	Supplies General	46	1,000	0	1,000
	<i>Account Classification Total: SU - Supplies and Maintenance</i>	46	1,000	0	1,000
	Program Total: 363 - Course Hosting	46	1,000	0	1,000
	Division Total: 255 - Grants-Police	46	1,000	0	1,000
	Department Total: 20 - Police	46	1,000	0	1,000
	EXPENSES Total	46	1,000	0	1,000

**City of Turlock Proposed 23-24 Budget
Fund 266 Police Services Grants**

G/L Account Number	Account Description	FY 21-22 Actual	FY 22-23 Amended Budget	FY 22-23 Actual YTD at 4/30/23	FY 23-24 Proposed Budget
	REVENUES	3,500	3,000	0	3,000
	EXPENSES	46	1,000	0	1,000
	Program Total: 363 - Course Hosting	3,454	2,000	0	2,000
Fund Total: 266 - Police Services Grants					
	REVENUES	682,479	900,149	254,282	668,404
	EXPENSES	722,102	903,820	498,851	732,452
	Fund Total: 266 - Police Services Grants	<u>(39,623)</u>	<u>(3,671)</u>	<u>(244,569)</u>	<u>(64,048)</u>

**City of Turlock Proposed 23-24 Budget
Fund 267 AB3229 SLESF (COPS) Grants**

G/L Account Number	Account Description	FY 21-22 Actual	FY 22-23 Amended Budget	FY 22-23 Actual YTD at 4/30/23	FY 23-24 Proposed Budget
Fund: 267 - AB3229 SLESF (COPS) Grants					
Department: 20 - Police					
Division: 270 - SLESF					
Program: 320 - SLESF					
REVENUES					
<i>CH - Charges for Services</i>					
267-20-270-320.35720	Revenue	129,919	185,000	68,102	130,000
<i>Account Classification Total: CH - Charges for Services</i>		129,919	185,000	68,102	130,000
Program Total: 320 - SLESF		129,919	185,000	68,102	130,000
Division Total: 270 - SLESF		129,919	185,000	68,102	130,000
Department Total: 20 - Police		129,919	185,000	68,102	130,000
REVENUES Total		129,919	185,000	68,102	130,000
EXPENSES					
<i>TO - Transfers Out</i>					
267-20-270-320.48001_274	Transfers Out Body Cameras	181,041	181,041	0	200,000
<i>Account Classification Total: TO - Transfers Out</i>		181,041	181,041	0	200,000
Program Total: 320 - SLESF		181,041	181,041	0	200,000
Division Total: 270 - SLESF		181,041	181,041	0	200,000
Department Total: 20 - Police		181,041	181,041	0	200,000
EXPENSES Total		181,041	181,041	0	200,000
Fund REVENUE Total: 267 - AB3229 SLESF (COPS) Grants		129,919	185,000	68,102	130,000
Fund EXPENSE Total: 267 - AB3229 SLESF (COPS) Grants		181,041	181,041	0	200,000
Fund Total: 267 - AB3229 SLESF (COPS) Grants		(51,122)	3,959	68,102	(70,000)

**City of Turlock Proposed 23-24 Budget
Fund 265 Fire Department Grants**

G/L Account Number	Account Description	FY 21-22 Actual	FY 22-23 Amended Budget	FY 22-23 Actual YTD at 4/30/23	FY 23-24 Proposed Budget
Fund: 265 - Fire Department Grants					
Department: 30 - Fire					
Division: 310 - Grants-Fire					
Program: 302 - Cal Firefighter JAC					
REVENUES					
<i>CH - Charges for Services</i>					
265-30-310-302.35720	Revenue	4,080	20,000	1,095	5,000
<i>Account Classification Total: CH - Charges for Services</i>		4,080	20,000	1,095	5,000
Program Total: 302 - Cal Firefighter JAC		4,080	20,000	1,095	5,000
Division Total: 310 - Grants-Fire		4,080	20,000	1,095	5,000
Department Total: 30 - Fire		4,080	20,000	1,095	5,000
REVENUES Total		4,080	20,000	1,095	5,000
EXPENSES					
<i>MI - Miscellaneous Expenses</i>					
265-30-310-302.47140	Cal Firefighters J.A.C.	7,840	20,000	4,495	10,000
<i>Account Classification Total: MI - Miscellaneous Expenses</i>		7,840	20,000	4,495	10,000
Program Total: 302 - Cal Firefighter JAC		7,840	20,000	4,495	10,000
Division Total: 310 - Grants-Fire		7,840	20,000	4,495	10,000
Department Total: 30 - Fire		7,840	20,000	4,495	10,000
EXPENSES Total		7,840	20,000	4,495	10,000
REVENUES		4,080	20,000	1,095	5,000
EXPENSES		7,840	20,000	4,495	10,000
Program Total: 302 - Cal Firefighter JAC		(3,760)	0	(3,400)	(5,000)
Program: 304 - Fire Services					
REVENUES					
<i>TI - Transfers In</i>					
265-30-310-304.38001_296	Transfers In Fire Ventilation Prop	11,623	0	0	0
<i>Account Classification Total: TI - Transfers In</i>		11,623	0	0	0
Program Total: 304 - Fire Services		11,623	0	0	0
Division Total: 310 - Grants-Fire		11,623	0	0	0
Department Total: 30 - Fire		11,623	0	0	0
REVENUES Total		11,623	0	0	0
Fund Total: 265 - Fire Department Grants					
REVENUES		15,703	20,000	1,095	5,000
EXPENSES		7,840	20,000	4,495	10,000
Fund Total: 265 - Fire Department Grants		7,863	0	(3,400)	(5,000)



CITY OF TURLOCK BUDGET FY 23-24

PUBLIC WORKS DEPARTMENT

PURPOSE

The Public Works Department oversees the city's critical infrastructure and provides a wide variety of engineering services, maintenance operations, recreation and transit services for the citizens of Turlock. The department's main objectives are to provide effective leadership and promote positive economic impact.

PROGRAMS

Engineering (Capital Improvements) - Responsible for the design, oversight and construction of a wide range of capital improvement projects to support the City's infrastructure including: public parks, buildings, roadways or aspects of the water, sewer or storm drain facilities. In addition, this program area also ensures that the environmental, financial and timing programs are met for the various managed state and federal aid infrastructure grants.

Engineering (Land Development) - Responsible for the review of projects submitted by private development for public infrastructure and improvements. This program is an integral part of the interdepartmental development team who also oversees the encroachment and grading permit process as well as public works inspection services. This program is also responsible for the survey and mapping functions as well as the various impact fee programs to mitigate the costs and impacts associated with new development.

Engineering (Traffic and Transportation) - Responsible for the planning and implementation of the orderly and safe multimodal traffic movement throughout the City. Traffic engineering provides oversight in the enhancement of roadways and intersections to improve safety and efficiency, conducts studies, implements traffic signal timing and seeks grant funding for traffic safety improvements. Currently, there are no assigned staff to this program area.

Transit - Responsible for providing safe and reliable local public transit service under the brand "Turlock Transit," to include seven fixed routes, ADA paratransit and On-Demand services, as well as the operation of the Roger K. Fall Transit Center. Turlock Transit focuses on local transit needs while coordinating with regional transit agencies to promote and improve regional mobility.

Maintenance – Responsible for providing safe and well-maintained parks, public facilities, streets, sports complexes and assessment areas. Programs under this division include the annual Arbor Day celebration, Adopt-A-Park and Go Green Week Tree Planting.

Recreation - Invests in the quality of life by building social infrastructure and enhancing economic development. Families and individuals of all ages have the opportunity to enhance their lives by participating in programs such as: sports activities, community events, arts, social/educational activities, and a wide range of enrichment classes. The Recreation Division also coordinates and implements programs for the Police Activities League (PAL), as well as acts as the liaison to the Turlock City Parks, Arts and Recreation Commission.



CITY OF TURLOCK BUDGET FY 23-24

Fund 215 Federal Street Funding Program

PURPOSE

For more than fifty years, the Federal Highway Administration has provided funds to build and maintain certain "collector" and "arterial" streets within local jurisdictions. An early rationale was that roads were an important means of bringing the nation together, linking interior agricultural markets with manufacturing and trade. In 1956 the Federal Highway Trust Fund was created which increased the federal tax on motor fuels and ordered the government to deposit revenues from the motor fuel and other federal taxes on highway users into the trust fund.

These federal funds are apportioned to the states and down through to the counties and cities.

In Stanislaus County, the Stanislaus Council of Governments (StanCOG) apportions the federal funds through a number of grant programs. California, and thereby the City of Turlock, is subject to federal laws and regulations regarding their distribution. Provisions of the federal-aid program are codified in Title 23 of the U.S. Code. It contains about 60 sections that establish the program, spell out the policy objectives, and specify the rules for distributing federal aid. The program guidelines outline to local jurisdictions the kinds of highway projects which are eligible for specific categories of federal aid, as well as dictate requirements for local jurisdictions to provide the local government match. In addition, these requirements are intended to advance social objectives unrelated to transportation such as environmental and employment goals. Of course, jurisdictions do not have to accept federal money for highways and the restrictions that come with it.

Since the federal programs provide such a significant source of transportation funds, it would be difficult for Turlock or any local jurisdiction to choose not to participate.

In general, the federal-aid highway program requires the City of Turlock to match federal funding. The federal share for most types of projects is 88.53% but can be significantly larger based on the various requirements of individual projects. The majority of the matching funds are provided by State 2103 Funds and City Capital Facility Fees, but can be provided by other sources depending on the nature of the project.

PROGRAMS

Regional Surface Transportation Program (RSTP)

Funds are directed to projects and programs for a broad variety of streets and road work. Typical projects that qualify to be funded under this federal program are roadway surfacing and reconstruction. The following projects have received or will receive RSTP funds:



CITY OF TURLOCK BUDGET FY 23-24

Fund 215 Federal Street Funding Program

PROGRAMS (cont.)

- Rehabilitation of Hedstrom Road
- Rehabilitation of Pedras Road
- Rehabilitation of Golden State Boulevard from E. Main Street to Del's Lane

Congestion Mitigation and Air Quality Program (CMAQ)

Funds are directed to transportation projects and programs which contribute to the attainment or maintenance of National Ambient Air Quality Standards in non-attainment or air quality maintenance areas for ozone, carbon monoxide, or particulate matter under provisions in the Federal Clean Air Act. The following projects have received or will receive CMAQ funds:

- Traffic signal at the intersection of W. Taylor Road and N. Walnut Road
- Traffic signal at the intersection of W. Main Street and S. Tegner Road
- Traffic signal at the intersection of Lander Avenue and F Street
- Signal coordination on W. Monte Vista Avenue, Golden State Boulevard, Geer Road
- Signal coordination on E. Monte Vista Avenue

Active Transportation Plan (ATP)

Funds are directed to transportation projects and programs which contribute to non-vehicle modes of transportation infrastructure such as safe routes to schools, pedestrian facilities, bicycle facilities. The following project received ATP grant funds:

- Linwood Avenue pedestrian improvements

Highway Safety Improvement Program (HSIP)

Funds are directed to transportation projects and programs which contribute to the safety of the traveled public right of way. The following project received HSIP funding:

- Pedestrian Improvements at various locations in South Turlock

**City of Turlock Proposed 23-24 Budget
Fund 215 Streets - Grant Funded Projects**

G/L Account Number	Account Description	FY 21-22 Actual	FY 22-23 Amended Budget	FY 22-23 Actual YTD at 4/30/23	FY 23-24 Proposed Budget
Fund: 215 - Streets - Grant Funded Projects					
Department: 40 - Development Services					
Division: 420 - Federal Grant Projects					
REVENUES					
<i>IG - Intergovernmental</i>					
215-40-420.34100_001	Federal Street Grants STBGP	965,808	2,682,626	770,681	2,754,548
215-40-420.34100_002	Federal Street Grants CMAQ	480,336	1,542,025	626,117	2,443,068
215-40-420.34100_004	Federal Street Grants HSIP	35,842	0	0	0
215-40-420.34102_005	State Street Grants ATP	376,000	410,019	0	313,497
<i>Account Classification Total: IG - Intergovernmental</i>		1,857,986	4,634,670	1,396,798	5,511,113
<i>TI - Transfers In</i>					
215-40-420.38001_225	Transfers In Fr 306 Taylor/Walnut Signal 1427	0	0	0	48,000
215-40-420.38001_233	Transfers In Fr 305Tegner & Main Signal 1444	0	0	0	409,000
215-40-420.38001_256	Transfers In Fr Fd 305 Linwood ATP P1572	588,000	0	0	0
215-40-420.38001_317	Transfers In From F217 STRS ADA-P1758	0	0	0	170,000
215-40-420.38001_318	Transfers In From F217 Ped Inter-P1759	6,000	0	0	2,000
215-40-420.38001_319	Transfers In From F218 MV/Fosberg-P1853	179,000	0	0	0
215-40-420.38001_327	Transfers In fr F218 Hedstrom-P20031	76,000	378,000	0	0
215-40-420.38001_328	Transfers In fr F218 GSB Rehab-P1753	704,000	399,000	0	0
215-40-420.38001_329	Transfers In fr F218 Pedras Rehab	0	939,000	0	0
215-40-420.38001_330	Transfers In fr F218 MV Signal Coord-P20039	5,000	63,000	0	0
215-40-420.38001_331	Transfers In fr F218 GSB Signal Coord-P20038	5,000	14,000	0	75,000
215-40-420.38001_337	Transfers In Tr In from F218-40-463 P#1660	650,000	0	0	0
215-40-420.38001_342	Transfers In fr F218 Washington Bridge-P22005	0	250,000	0	0
215-40-420.38001_346	Transfers In fr F218 P#22035 Countryside/Busi	0	0	0	110,000
215-40-420.38001_347	Transfers In fr F218 P#23034SignalCoordLander	0	0	0	35,000
215-40-420.38001_348	Transfers In fr F218 P#23035SignalCoordChrist	0	0	0	35,000
215-40-420.38002_002	Transfers In-Measure A Road Program	322,572	0	0	0
<i>Account Classification Total: TI - Transfers In</i>		2,535,572	2,043,000	0	884,000
Division Total: 420 - Federal Grant Projects		4,393,558	6,677,670	1,396,798	6,395,113
Department Total: 40 - Development Services		4,393,558	6,677,670	1,396,798	6,395,113
REVENUES Total		4,393,558	6,677,670	1,396,798	6,395,113
EXPENSES					
<i>CA - Capital Outlay</i>					
215-40-420.51210	Federal Street Projects	5,050,785	3,518,039	1,446,458	5,458,848
<i>Account Classification Total: CA - Capital Outlay</i>		5,050,785	3,518,039	1,446,458	5,458,848
<i>TO - Transfers Out</i>					
215-40-420.48001_349	Transfers Out to F216 for P#1753	0	0	0	55,000
<i>Account Classification Total: TO - Transfers Out</i>		0	0	0	55,000
Division Total: 420 - Federal Grant Projects		5,050,785	3,518,039	1,446,458	5,513,848
Department Total: 40 - Development Services		5,050,785	3,518,039	1,446,458	5,513,848
EXPENSES Total		5,050,785	3,518,039	1,446,458	5,513,848
Fund REVENUE	Total: 215 - Streets - Grant Funded Projects	4,393,558	6,677,670	1,396,798	6,395,113
Fund EXPENSE	Total: 215 - Streets - Grant Funded Projects	5,050,785	3,518,039	1,446,458	5,513,848
Fund Total: 215 - Streets - Grant Funded Projects		(657,227)	3,159,631	(49,660)	881,265



CITY OF TURLOCK BUDGET FY 23-24

Fund 216 Local Transportation Fund (LTF) for Streets and Roads

PURPOSE

The Transportation Development Act (TDA) is a local jurisdiction's ticket to funding for public transportation. The TDA provides a State funding source for use by local jurisdictions at the county level to improve existing public transportation and encourage regional public transportation coordination. It also provides some funding for bicycle and pedestrian projects. Historically, traffic engineering functions were paid for out of TDA funds; however, TDA funds can no longer be used for local streets and roads functions. This budget includes transfers in from SB-1 (Fund 219) to continue those functions.

PROGRAMS

Street and road projects eligible for Local Transportation Funds include those that are necessary or convenient to the development, construction, and maintenance of the City's street network, including planning, acquisition of real property, and construction.

GOALS AND OBJECTIVES

- Local program projects to protect and enhance the service level of the transportation system.
- Fund projects to preserve, maintain and enhance the existing transportation system and increase efficiency of the existing system by emphasizing transportation system management techniques.
- Fund projects to design and maintain transportation facilities to be compatible with adjacent land uses.
- Provide funding to plan, develop, and implement a transportation system that enhances the livability of our residential neighborhoods.
- Provide funding to plan, develop and implement a transportation system that protects and enhances air and water quality, protects and enhances scenic routes and vistas, and minimizes noise impacts on residential areas.
- Provide funding to cover power and maintenance costs associated with the City's traffic signal system. In addition, this fund covers power costs associated with non-assessment district street lights.
- Match funding for a number of various federally funded street projects.

**City of Turlock Proposed 23-24 Budget
Fund 216 Streets - Local Transportation**

G/L Account Number	Account Description	FY 21-22 Actual	FY 22-23 Amended Budget	FY 22-23 Actual YTD at 4/30/23	FY 23-24 Proposed Budget
Fund: 216 - Streets - Local Transportation					
Department: 40 - Development Services					
Division: 421 - Operations					
REVENUES					
<i>IN - Interest Income</i>					
216-40-421.33120_001	Interest Income-LTF Streets	0	0	0	6,100
<i>Account Classification Total: IN - Interest Income</i>		0	0	0	6,100
<i>CH - Charges for Services</i>					
216-40-421.35205_001	Traffic Engineering Services Development Services TTCP Review	0	0	234	0
<i>Account Classification Total: CH - Charges for Services</i>		0	0	234	0
Division Total: 421 - Operations		0	0	234	6,100
Division Total: 421 - Operations		0	0	234	6,100
Department Total: 40 - Development Services		0	0	234	6,100
REVENUES Total		0	0	234	6,100
EXPENSES					
<i>MI - Miscellaneous Expenses</i>					
216-40-421.47010	Bank Charges	76	0	0	100
<i>Account Classification Total: MI - Miscellaneous Expenses</i>		76	0	0	100
Division Total: 421 - Operations		76	0	0	100
Department Total: 40 - Development Services		76	0	0	100
EXPENSES Total		76	0	0	100
REVENUES		0	0	234	6,100
EXPENSES		76	0	0	100
Division Total: 421 - Operations		(76)	0	234	6,000
Division: 422 - Capital - No activity					
Division: 423 - Prop 42/1B - No activity					
Division: 424 - Trench Restoration					
REVENUES					
<i>IN - Interest Income</i>					
216-40-424.33000	Interest Income	0	0	0	2,400
<i>Account Classification Total: IN - Interest Income</i>		0	0	0	2,400
<i>CH - Charges for Services</i>					
216-40-424.35723	Trench Restoration Fee	27,986	25,000	20,452	25,000
<i>Account Classification Total: CH - Charges for Services</i>		27,986	25,000	20,452	25,000
Division Total: 424 - Trench Restoration		27,986	25,000	20,452	27,400
Department Total: 40 - Development Services		27,986	25,000	20,452	27,400
REVENUES Total		27,986	25,000	20,452	27,400
EXPENSES					
<i>CA - Capital Outlay</i>					
216-40-424.51224	Trench Restoration Projects	0	150,000	0	150,000
<i>Account Classification Total: CA - Capital Outlay</i>		0	150,000	0	150,000
Division Total: 424 - Trench Restoration		0	150,000	0	150,000
Department Total: 40 - Development Services		0	150,000	0	150,000
EXPENSES Total		0	150,000	0	150,000

**City of Turlock Proposed 23-24 Budget
Fund 216 Streets - Local Transportation**

G/L Account Number	Account Description	FY 21-22 Actual	FY 22-23 Amended Budget	FY 22-23 Actual YTD at 4/30/23	FY 23-24 Proposed Budget
	REVENUES	27,986	25,000	20,452	27,400
	EXPENSES	0	150,000	0	150,000
	Division Total: 424 - Trench Restoration	27,986	(125,000)	20,452	(122,600)

Division: 434 - Non Motorized

REVENUES					
<i>IG - Intergovernmental</i>					
216-40-434.34106	LTF - Non Motorized	82,980	100,000	0	55,000
	<i>Account Classification Total: IG - Intergovernmental</i>	82,980	100,000	0	55,000
	Division Total: 434 - Non Motorized	82,980	100,000	0	55,000
	Department Total: 40 - Development Services	82,980	100,000	0	55,000
	REVENUES Total	82,980	100,000	0	55,000
EXPENSES					
<i>CA - Capital Outlay</i>					
216-40-434.51221	Non Motorized Projects	0	100,000	0	55,000
	<i>Account Classification Total: CA - Capital Outlay</i>	0	100,000	0	55,000
	Division Total: 434 - Non Motorized	0	100,000	0	55,000
	Department Total: 40 - Development Services	0	100,000	0	55,000
	EXPENSES Total	0	100,000	0	55,000
	REVENUES	82,980	100,000	0	55,000
	EXPENSES	0	100,000	0	55,000
	Division Total: 434 - Non Motorized	82,980	0	0	0

Division: 435 - Streets & Roads

REVENUES					
<i>CH - Charges for Services</i>					
216-40-435.35205_001	Traffic Engineering Services Development Services TTCP Review	20,151	15,000	9,568	15,000
216-40-435.35205_002	Traffic Engineering Services Special Event Permit TTCP Review	200	0	600	500
216-40-435.35205_005	Traffic Engineering Services Transportation Permits	1,600	1,000	560	1,000
216-40-435.35205_006	Traffic Engineering Services Residential Street ClosurePermit	650	200	0	200
	<i>Account Classification Total: CH - Charges for Services</i>	22,601	16,200	10,728	16,700
<i>TI - Transfers In</i>					
216-40-435.38001_300	Transfers In Fr Fd 219 Signal Light Maint	770,000	770,000	641,670	770,000
216-40-435.38001_349	Transfers In fr F215 for P#1753	0	0	0	55,000
	<i>Account Classification Total: TI - Transfers In</i>	770,000	770,000	641,670	825,000
	Division Total: 435 - Streets & Roads	792,601	786,200	652,398	841,700
	Department Total: 40 - Development Services	792,601	786,200	652,398	841,700
	REVENUES Total	792,601	786,200	652,398	841,700
EXPENSES					
<i>CO - Contractual Services</i>					
216-40-435.43030	City Engineering Services	109,773	123,343	9,298	130,562
216-40-435.43055_002	Consultant Audit	0	1,823	0	0
216-40-435.43060_000	Contract Services General	0	50,000	8,813	50,000
216-40-435.43060_003	Contract Services Signalization	194,591	260,000	94,925	260,000
216-40-435.43269	Dept of Trans/Sign	18,170	20,000	11,965	20,000
	<i>Account Classification Total: CO - Contractual Services</i>	322,534	455,166	125,001	460,562

**City of Turlock Proposed 23-24 Budget
Fund 216 Streets - Local Transportation**

G/L Account Number	Account Description	FY 21-22 Actual	FY 22-23 Amended Budget	FY 22-23 Actual YTD at 4/30/23	FY 23-24 Proposed Budget
<i>SU - Supplies and Maintenance</i>					
216-40-435.44001_106	Supplies Signal Maintenance Parts	17,812	20,000	6,227	20,000
<i>Account Classification Total: SU - Supplies and Maintenance</i>		17,812	20,000	6,227	20,000
<i>UT - Utilities</i>					
216-40-435.45002_000	Turlock Irrigation District General	315,626	400,000	273,287	350,000
<i>Account Classification Total: UT - Utilities</i>		315,626	400,000	273,287	350,000
<i>MI - Miscellaneous Expenses</i>					
216-40-435.47010	Bank Charges	0	100	0	0
<i>Account Classification Total: MI - Miscellaneous Expenses</i>		0	100	0	0
Division Total: 435 - Streets & Roads		655,972	875,266	404,515	830,562
Department Total: 40 - Development Services		655,972	875,266	404,515	830,562
EXPENSES Total		655,972	875,266	404,515	830,562
REVENUES		792,601	786,200	652,398	841,700
EXPENSES		655,972	875,266	404,515	830,562
Department Total: 40 - Development Services		136,629	(89,066)	247,883	11,138
Fund Total: 216 - Streets - Local Transportation					
REVENUES		903,567	911,200	673,084	930,200
EXPENSES		656,048	1,125,266	404,515	1,035,662
Fund Total: 216 - Streets - Local Transportation		247,519	(214,066)	268,569	(105,462)



CITY OF TURLOCK BUDGET FY 23-24

Fund 217 Street Maintenance (Gas Tax)

PURPOSE

The Public Works Streets Maintenance Division oversees the operation, maintenance, and safety of streets, street signage, public parking lots, sidewalks, and medians throughout the City to ensure the safe passage of pedestrians and vehicular traffic.

GOALS AND OBJECTIVES

- Respond and assist in the emergency needs of Police and Fire Services by providing necessary traffic control, and road hazard removal support.
- Respond and assist in the emergency needs of public works by providing support during street flooding, out of repair street signals, and other municipal related needs.
- Respond to damaged street signage within 24 hours of notification and repair/replace with new signage.
- Protect the storm system by providing leaf pick up services.
- Inspect all commercial right-of-way landscaping and developer street tree plantings.
- Administer the Sidewalk and Tree Maintenance Programs.
- Effectively manage watering restrictions within our street medians and monitor impacts to prevent the loss of trees.
- Proactively address pot holes on both residential and major thoroughway roadways.

**City of Turlock Proposed 23-24 Budget
Fund 217 Streets - Gas Tax**

G/L Account Number	Account Description	FY 21-22 Actual	FY 22-23 Amended Budget	FY 22-23 Actual YTD at 4/30/23	FY 23-24 Proposed Budget
Fund: 217 - Streets - Gas Tax					
Department: 50 - Municipal Services					
Division: 510 - Gas Tax					
<i>IN - Interest Income</i>					
217-50-510.33000	Interest Income	64	0	0	1,000
<i>Account Classification Total: IN - Interest Income</i>		64	0	0	1,000
<i>IG - Intergovernmental</i>					
217-50-510.34162_001	Gas Tax Section 2105	413,838	429,607	279,546	452,244
217-50-510.34162_002	Gas Tax Section 2106	245,534	248,520	167,042	265,760
217-50-510.34162_003	Gas Tax Section 2107	494,564	584,938	377,790	542,443
217-50-510.34162_004	Gas Tax Section 2107.5	7,500	7,500	7,500	7,500
<i>Account Classification Total: IG - Intergovernmental</i>		1,161,436	1,270,565	831,878	1,267,947
<i>CH - Charges for Services</i>					
217-50-510.35014_002	Salary Reimbursement Other	4,293	0	0	0
217-50-510.35157	Landscape Inspection	5,475	7,000	7,725	7,000
217-50-510.35350	Sidewalk Repair Program	0	2,000	0	0
<i>Account Classification Total: CH - Charges for Services</i>		9,768	9,000	7,725	7,000
<i>OR - Other Revenues</i>					
217-50-510.37010_000	Miscellaneous General	1,946	5,000	795	1,000
<i>Account Classification Total: OR - Other Revenues</i>		1,946	5,000	795	1,000
<i>TI - Transfers In</i>					
217-50-510.38001_125	Transfers In Fr Fd 410-51-532 Leaf Pick Up	41,400	70,000	0	70,000
<i>Account Classification Total: TI - Transfers In</i>		41,400	70,000	0	70,000
Division Total: 510 - Gas Tax		1,214,615	1,354,565	840,398	1,346,947
Department Total: 50 - Municipal Services		1,214,615	1,354,565	840,398	1,346,947
REVENUES Total		1,214,615	1,354,565	840,398	1,346,947
EXPENSES					
<i>SA - Salaries</i>					
217-50-510.41001	Full Time Salaries	465,794	522,280	296,594	555,127
217-50-510.41002_000	Part Time Help General	19,060	27,500	28,390	34,500
217-50-510.41002_005	Part Time Help Clerical	1,243	1,210	1,496	1,600
217-50-510.41004	Non-City Sponsored Events	248	0	232	0
217-50-510.41050	Bilingual Pay	649	580	496	650
217-50-510.41051	Confidential Pay	0	0	207	493
217-50-510.41052	Educational Incentive	1,693	0	70	144
217-50-510.41053	Sick Leave Conversion Pay	4,980	6,000	1,763	6,000
217-50-510.41054	Stand By Wages	1,929	10,000	4,396	10,000
217-50-510.41055	Vacation Conversion Pay	7,511	4,000	123	4,000
217-50-510.41056	Management Leave Conversion	0	400	0	400
217-50-510.41059	Continuous Service Pay	9,820	8,518	4,184	6,342
217-50-510.41100_001	Overtime Standard	5,438	6,000	10,502	10,000
217-50-510.49006	Salary Credits From Other Departments	(32,373)	0	0	0
217-50-510.49007	Salary Charges From Other Departments	70,163	0	0	0
<i>Account Classification Total: SA - Salaries</i>		556,155	586,488	348,454	629,256
<i>BE - Benefits</i>					
217-50-510.42002	Medical Dental Plan	171,982	171,670	103,692	149,058
217-50-510.42003	Vision Insurance	1,899	2,136	779	1,650
217-50-510.42004	Long Term Disability Insurance	2,905	5,442	2,965	5,785
217-50-510.42005	Life Insurance	1,442	1,708	881	1,815
217-50-510.42006	SUI	2,329	94	2,052	94

**City of Turlock Proposed 23-24 Budget
Fund 217 Streets - Gas Tax**

G/L Account Number	Account Description	FY 21-22 Actual	FY 22-23 Amended Budget	FY 22-23 Actual YTD at 4/30/23	FY 23-24 Proposed Budget
217-50-510.42007	Workers Comp Insurance	26,732	14,392	6,988	15,215
217-50-510.42008	City Liability Insurance	25,250	17,639	10,237	19,000
217-50-510.42009	PERS	230,776	88,625	49,623	102,306
217-50-510.42010	Medicare Tax	7,160	8,168	4,627	8,774
217-50-510.42011	Social Security	1,234	1,780	1,673	2,238
217-50-510.42012	Retiree Health Insurance	9,805	11,053	6,293	11,862
217-50-510.42013	Deferred Comp	4,301	5,196	1,903	4,873
217-50-510.42014	Deferred Comp In Lieu	2,402	0	5,558	7,524
217-50-510.42016	Employee Contrib To PERS	(42,904)	(47,908)	(25,861)	(50,729)
217-50-510.42019	PERS UAL (Unfunded Accrued Liability)	0	164,742	137,290	140,940
	<i>Account Classification Total: BE - Benefits</i>	445,315	444,737	308,700	420,405
<i>CO - Contractual Services</i>					
217-50-510.43020	Car Wash	0	25	0	25
217-50-510.43040	Collection Service	59	0	0	0
217-50-510.43055_001	Consultant Arborist	0	1,000	0	1,000
217-50-510.43065	Copier Maintenance/Lease	0	0	36	550
217-50-510.43077	Tree Trimming	9,898	10,000	9,969	15,000
217-50-510.43110	Laundry & Linen Service	1,999	2,050	1,280	2,050
217-50-510.43125_013	Maintenance New World Software Maint	220	231	231	243
217-50-510.43125_016	Maintenance Weed Spraying	4,050	8,000	2,727	8,000
217-50-510.43125_037	Maintenance MMS Subscription	0	2,540	2,703	4,503
217-50-510.43150	Pest Control	260	200	195	200
217-50-510.43155	Physicals, Shots & Psychological	603	1,000	468	1,000
217-50-510.43200	Street Trees/Sidewalk Program	0	5,000	0	2,500
217-50-510.43295	Educational-Trees	0	200	0	200
	<i>Account Classification Total: CO - Contractual Services</i>	17,089	30,246	17,610	35,271
<i>SU - Supplies and Maintenance</i>					
217-50-510.44001_000	Supplies General	103,821	119,600	64,042	119,600
217-50-510.44001_110	Supplies Non LMD Lighting	0	125,000	0	125,000
217-50-510.44001_136	Supplies Signs	9,612	10,000	0	10,000
217-50-510.44030_000	Minor Equipment Miscellaneous	2,699	9,775	5,387	9,775
217-50-510.44030_001	Minor Equipment Safety	1,018	3,450	214	3,450
217-50-510.44030_002	Minor Equipment Tools	17,870	20,500	0	20,500
	<i>Account Classification Total: SU - Supplies and Maintenance</i>	135,020	288,325	69,642	288,325
<i>UT - Utilities</i>					
217-50-510.45001_000	Telephone General	2,359	0	57	100
217-50-510.45001_002	Telephone Wireless/Tablet Service Plan	0	3,000	3,412	5,000
217-50-510.45002_000	Turlock Irrigation District General	(2,908)	2,000	1,181	2,000
217-50-510.45003_006	PG & E Corp Yard Building	98	150	82	150
217-50-510.45018	City Water/Sewer	0	77,500	0	0
	<i>Account Classification Total: UT - Utilities</i>	(451)	82,650	4,732	7,250
<i>VE - Vehicle Expenses</i>					
217-50-510.46000	Auto Allowance	288	480	220	576
217-50-510.46010	Equipment Rental	0	5,000	0	5,000
217-50-510.46020	Fleet Maintenance Labor	45,856	74,750	18,979	60,000
217-50-510.46025	Outside Contractor Labor	3,658	45,000	21,554	45,000
217-50-510.46030_000	CNG General	6,346	6,900	175	1,000
217-50-510.46031	Gas & Oil	59,252	67,200	36,383	67,200
217-50-510.46032	Vehicle & Small Equipment Maintenance Parts	33,616	62,849	37,798	50,000
217-50-510.46034	Vehicle Insurance	3,692	4,875	3,984	4,600

**City of Turlock Proposed 23-24 Budget
Fund 217 Streets - Gas Tax**

G/L Account Number	Account Description	FY 21-22 Actual	FY 22-23 Amended Budget	FY 22-23 Actual YTD at 4/30/23	FY 23-24 Proposed Budget
<i>Account Classification Total: VE - Vehicle Expenses</i>		152,707	267,054	119,093	233,376
<i>MI - Miscellaneous Expenses</i>					
217-50-510.47005	Advertising	0	300	0	300
217-50-510.47010	Bank Charges	3	100	0	0
217-50-510.47065	Professional Development	0	150	0	348
217-50-510.47080	Shoe Allowance	2,267	2,500	989	2,500
217-50-510.47090	Testing & Recruitment	0	0	67	0
217-50-510.47095_000	Training General/Travel	1,200	2,200	600	2,200
217-50-510.47320_001	Repair Program Sidewalk	4,280	20,000	1,743	5,000
<i>Account Classification Total: MI - Miscellaneous Expenses</i>		7,750	25,250	3,399	10,348
<i>BD - Bad Debt</i>					
217-50-510.47012	Bad Debt Expense	(237)	0	0	0
<i>Account Classification Total: BD - Bad Debt</i>		(237)	0	0	0
<i>TO - Transfers Out</i>					
217-50-510.48001_083	Transfers Out To Fd 501 for I.T. Services	40,371	35,922	29,940	41,625
217-50-510.48001_085	Transfers Out To Fd 242 Network	341	461	461	378
217-50-510.48001_089	Transfers Out To Fd 242 Computer Replacement	1,064	880	880	1,160
217-50-510.48001_090	Transfers Out For Vehicle & Equip Replace	129,318	129,318	129,318	129,318
217-50-510.48001_183	Transfers Out To Fd 240 Turf Replacement	10,000	10,000	10,000	10,000
217-50-510.48001_186	Transfers Out To Fd 301 ADA Sidewalk Improve	12,663	15,000	0	15,000
<i>Account Classification Total: TO - Transfers Out</i>		193,757	191,581	170,599	197,481
Division Total: 510 - Gas Tax		1,507,106	1,916,331	1,042,229	1,821,712
Department Total: 50 - Municipal Services		1,507,106	1,916,331	1,042,229	1,821,712
EXPENSES Total		1,507,106	1,916,331	1,042,229	1,821,712
REVENUES		1,214,615	1,354,565	840,398	1,346,947
EXPENSES		1,507,106	1,916,331	1,042,229	1,821,712
#REF!		(292,492)	(561,766)	(201,831)	(474,765)

Division: 511 - Gas Tax - Section 2103

REVENUES

IG - Intergovernmental

217-50-511.34162_005	Gas Tax Section 2103	590,045	581,300	425,895	667,800
----------------------	----------------------	---------	---------	---------	---------

<i>Account Classification Total: IG - Intergovernmental</i>		590,045	581,300	425,895	667,800
---	--	---------	---------	---------	---------

Division Total: 511 - Gas Tax - Section 2103		590,045	581,300	425,895	667,800
---	--	---------	---------	---------	---------

Department Total: 50 - Municipal Services		590,045	581,300	425,895	667,800
--	--	---------	---------	---------	---------

REVENUES Total		590,045	581,300	425,895	667,800
----------------	--	---------	---------	---------	---------

EXPENSES

CO - Contractual Services

217-50-511.43060_010	Contract Services Traffic Count Data Collection	65,033	85,000	121	10,000
----------------------	---	--------	--------	-----	--------

<i>Account Classification Total: CO - Contractual Services</i>		65,033	85,000	121	10,000
--	--	--------	--------	-----	--------

CA - Capital Outlay

217-50-511.51226	Roadway Element Maintenance	16,611	75,000	31,514	50,000
------------------	-----------------------------	--------	--------	--------	--------

<i>Account Classification Total: CA - Capital Outlay</i>		16,611	75,000	31,514	50,000
--	--	--------	--------	--------	--------

TO - Transfers Out

217-50-511.48001_186	Transfers Out To Fd 301 ADA Sidewalk Improve	12,663	15,000	0	15,000
----------------------	--	--------	--------	---	--------

217-50-511.48001_317	Transfers Out To F215 STRS ADA-P1758	0	0	0	170,000
----------------------	--------------------------------------	---	---	---	---------

217-50-511.48001_318	Transfers Out To F215 Ped Inter-P1759	6,000	0	0	2,000
----------------------	---------------------------------------	-------	---	---	-------

<i>Account Classification Total: TO - Transfers Out</i>		18,663	15,000	0	187,000
---	--	--------	--------	---	---------

**City of Turlock Proposed 23-24 Budget
Fund 217 Streets - Gas Tax**

G/L Account Number	Account Description	FY 21-22 Actual	FY 22-23 Amended Budget	FY 22-23 Actual YTD at 4/30/23	FY 23-24 Proposed Budget
Division Total: 511 - Gas Tax - Section 2103		100,307	175,000	31,635	247,000
Department Total: 50 - Municipal Services		100,307	175,000	31,635	247,000
	EXPENSES Total	100,307	175,000	31,635	247,000
	REVENUES	590,045	581,300	425,895	667,800
	EXPENSES	100,307	175,000	31,635	247,000
Department Total: 50 - Municipal Services		489,738	406,300	394,260	420,800
Fund Total: 217 - Streets - Gas Tax					
	REVENUES	1,804,660	1,935,865	1,266,293	2,014,747
	EXPENSES	1,607,414	2,091,331	1,073,864	2,068,712
Fund Total: 217 - Streets - Gas Tax		197,246	(155,466)	192,429	(53,965)



CITY OF TURLOCK BUDGET FY 23-24

Fund 218 Measure L

PURPOSE

Measure L is a half cent sales tax that was approved by Stanislaus County citizens in November 2016. The purpose of the tax is to provide funding for road maintenance, traffic safety enhancements, pedestrian, and bicycle improvements, transit, and regional projects. The sales tax increase has a 25 year life and has a sunset date in 2042.

PROGRAMS

Sixty five percent (65%) of the tax revenue will be provided to Turlock for:

- Road Maintenance (50%)
- Traffic Safety Enhancements (10%)
- Bicycle and Pedestrian Improvements (5%)

**City of Turlock Proposed 23-24 Budget
Fund 218 Measure L**

G/L Account Number	Account Description	FY 21-22 Actual	FY 22-23 Amended Budget	FY 22-23 Actual YTD at 4/30/23	FY 23-24 Proposed Budget
Fund: 218 - Measure L					
Department: 40 - Development Services					
Division: 461 - Local Streets and Roads					
REVENUES					
<i>IN - Interest Income</i>					
218-40-461.33000	Interest Income	45,621	30,800	(7,960)	110,400
218-40-461.33099	Market Valuation	(168,557)	0	0	0
<i>Account Classification Total: IN - Interest Income</i>		<u>(122,936)</u>	<u>30,800</u>	<u>(7,960)</u>	<u>110,400</u>
<i>IG - Intergovernmental</i>					
218-40-461.34110_001	Measure L Local Streets/Roads	4,697,272	4,700,000	2,762,702	4,700,000
<i>Account Classification Total: IG - Intergovernmental</i>		<u>4,697,272</u>	<u>4,700,000</u>	<u>2,762,702</u>	<u>4,700,000</u>
<i>OR - Other Revenues</i>					
218-40-461.37103	Reimburse Damages to City Property	0	0	25,000	0
<i>Account Classification Total: OR - Other Revenues</i>		<u>0</u>	<u>0</u>	<u>25,000</u>	<u>0</u>
Division Total: 461 - Local Streets and Roads		<u>4,574,336</u>	<u>4,730,800</u>	<u>2,779,742</u>	<u>4,810,400</u>
Department Total: 40 - Development Services		<u>4,574,336</u>	<u>4,730,800</u>	<u>2,779,742</u>	<u>4,810,400</u>
REVENUES Total		<u>4,574,336</u>	<u>4,730,800</u>	<u>2,779,742</u>	<u>4,810,400</u>
EXPENSES					
<i>CO - Contractual Services</i>					
218-40-461.43030	City Engineering Services	0	50,000	0	50,000
<i>Account Classification Total: CO - Contractual Services</i>		<u>0</u>	<u>50,000</u>	<u>0</u>	<u>50,000</u>
<i>MI - Miscellaneous Expenses</i>					
218-40-461.47010	Bank Charges	0	0	0	1,500
<i>Account Classification Total: MI - Miscellaneous Expenses</i>		<u>0</u>	<u>0</u>	<u>0</u>	<u>1,500</u>
<i>CA - Capital Outlay</i>					
218-40-461.51270	Construction Project	1,564,995	5,215,000	2,467,280	2,089,000
<i>Account Classification Total: CA - Capital Outlay</i>		<u>1,564,995</u>	<u>5,215,000</u>	<u>2,467,280</u>	<u>2,089,000</u>
<i>TO - Transfers Out</i>					
218-40-461.48001_327	Transfers Out to F215 Hedstrom-P20031	76,000	378,000	0	0
218-40-461.48001_328	Transfers Out to F215 GSB Rehab-P1753	704,000	399,000	0	0
218-40-461.48001_329	Transfers Out F215 Pedras Rehab	0	939,000	0	0
218-40-461.48001_342	Transfers Out To F215 P22005 Washington Bridge	0	250,000	0	0
218-40-461.48001_346	Transfers Out to F215 P#22035Countryside&Busin	0	0	0	110,000
218-40-461.48001_347	Transfers Out to F215 P#23034SignalCoordLander	0	0	0	35,000
218-40-461.48001_348	Transfers Out to F215 P#23035SignalCoordChrist	0	0	0	35,000
<i>Account Classification Total: TO - Transfers Out</i>		<u>780,000</u>	<u>1,966,000</u>	<u>0</u>	<u>180,000</u>
Division Total: 461 - Local Streets and Roads		<u>2,344,995</u>	<u>7,231,000</u>	<u>2,467,280</u>	<u>2,320,500</u>
Department Total: 40 - Development Services		<u>2,344,995</u>	<u>7,231,000</u>	<u>2,467,280</u>	<u>2,320,500</u>
EXPENSES Total		<u>2,344,995</u>	<u>7,231,000</u>	<u>2,467,280</u>	<u>2,320,500</u>
REVENUES		<u>4,574,336</u>	<u>4,730,800</u>	<u>2,779,742</u>	<u>4,810,400</u>
EXPENSES		<u>2,344,995</u>	<u>7,231,000</u>	<u>2,467,280</u>	<u>2,320,500</u>
Division Total: 461 - Local Streets and Roads		<u>2,229,341</u>	<u>(2,500,200)</u>	<u>312,462</u>	<u>2,489,900</u>

Division: 462 - Traffic Management

REVENUES

IN - Interest Income

218-40-462.33000	Interest Income	13,829	11,600	(2,631)	36,200
218-40-462.33099	Market Valuation	(55,718)	0	0	0

**City of Turlock Proposed 23-24 Budget
Fund 218 Measure L**

G/L Account Number	Account Description	FY 21-22 Actual	FY 22-23 Amended Budget	FY 22-23 Actual YTD at 4/30/23	FY 23-24 Proposed Budget
<i>Account Classification Total: IN - Interest Income</i>		(41,889)	11,600	(2,631)	36,200
<i>IG - Intergovernmental</i>					
218-40-462.34110_003	Measure L Traffic Management	939,454	940,000	552,540	940,000
<i>Account Classification Total: IG - Intergovernmental</i>		939,454	940,000	552,540	940,000
Division Total: 462 - Traffic Management		897,565	951,600	549,909	976,200
Department Total: 40 - Development Services		897,565	951,600	549,909	976,200
REVENUES Total		897,565	951,600	549,909	976,200
EXPENSES					
<i>MI - Miscellaneous Expenses</i>					
218-40-462.47010	Bank Charges	0	0	0	500
<i>Account Classification Total: MI - Miscellaneous Expenses</i>		0	0	0	500
<i>CA - Capital Outlay</i>					
218-40-462.51270	Construction Project	0	100,000	0	100,000
<i>Account Classification Total: CA - Capital Outlay</i>		0	100,000	0	100,000
<i>TO - Transfers Out</i>					
218-40-462.48001_319	Transfers Out To F215 MV/Fosberg-P1853	179,000	0	0	0
218-40-462.48001_330	Transfers Out to F215 MV Signal Coord-P20039	5,000	63,000	0	0
218-40-462.48001_331	Transfers Out F215 GSB Signal Coord-P20038	5,000	14,000	0	75,000
<i>Account Classification Total: TO - Transfers Out</i>		189,000	77,000	0	75,000
Division Total: 462 - Traffic Management		189,000	177,000	0	175,500
Department Total: 40 - Development Services		189,000	177,000	0	175,500
EXPENSES Total		189,000	177,000	0	175,500
REVENUES		897,565	951,600	549,909	976,200
EXPENSES		189,000	177,000	0	175,500
Division Total: 462 - Traffic Management		708,565	774,600	549,909	800,700

Division: 463 - Bike/Pedestrian Improvements

REVENUES					
<i>IN - Interest Income</i>					
218-40-463.33000	Interest Income	8,886	6,900	(1,676)	15,400
218-40-463.33099	Market Valuation	(35,483)	0	0	0
<i>Account Classification Total: IN - Interest Income</i>		(26,597)	6,900	(1,676)	15,400
<i>IG - Intergovernmental</i>					
218-40-463.34110_004	Measure L Bicycle/Pedestrian	469,727	470,000	276,270	470,000
<i>Account Classification Total: IG - Intergovernmental</i>		469,727	470,000	276,270	470,000
Division Total: 463 - Bike/Pedestrian Improvements		443,130	476,900	274,594	485,400
Department Total: 40 - Development Services		443,130	476,900	274,594	485,400
REVENUES Total		443,130	476,900	274,594	485,400
EXPENSES					
<i>MI - Miscellaneous Expenses</i>					
218-40-463.47010	Bank Charges	0	0	0	200
<i>Account Classification Total: MI - Miscellaneous Expenses</i>		0	0	0	200
<i>TO - Transfers Out</i>					
218-40-463.48001_337	Transfers Out Tr Out to F215 P#1660 Linwood	650,000	0	0	0
<i>Account Classification Total: TO - Transfers Out</i>		650,000	0	0	0
Division Total: 463 - Bike/Pedestrian Improvements		650,000	0	0	200
Department Total: 40 - Development Services		650,000	0	0	200

**City of Turlock Proposed 23-24 Budget
Fund 218 Measure L**

G/L Account Number	Account Description	FY 21-22 Actual	FY 22-23 Amended Budget	FY 22-23 Actual YTD at 4/30/23	FY 23-24 Proposed Budget
	EXPENSES Total	650,000	0	0	200
	REVENUES	443,130	476,900	274,594	485,400
	EXPENSES	650,000	0	0	200
	Division Total: 463 - Bike/Pedestrian Improvements	(206,870)	476,900	274,594	485,200

Division: 464 - Transit

REVENUES

IN - Interest Income

218-40-464.33000	Interest Income	56	0	0	13,700
	<i>Account Classification Total: IN - Interest Income</i>	56	0	0	13,700

IG - Intergovernmental

218-40-464.34110_002	Measure L Transit Services	68,951	56,000	40,553	69,000
218-40-464.34110_005	Measure L Rail Services	1,203,099	0	0	0
	<i>Account Classification Total: IG - Intergovernmental</i>	1,272,050	56,000	40,553	69,000

Division Total: 464 - Transit

Department Total: 40 - Development Services

	REVENUES Total	1,272,106	56,000	40,553	82,700
--	----------------	-----------	--------	--------	--------

EXPENSES

Department: 40 - Development Services

Division: 464 - Transit

MI - Miscellaneous Expenses

218-40-464.47010	Bank Charges	0	0	0	200
	<i>Account Classification Total: MI - Miscellaneous Expenses</i>	0	0	0	200

TO - Transfers Out

218-40-464.48001_270	Transfers Out Transit Measure L Funds	69,007	56,000	40,553	69,000
218-40-464.48001_341	Transfers Out to Transit Rail Services	19,686	528,493	149,824	412,197
	<i>Account Classification Total: TO - Transfers Out</i>	88,693	584,493	190,378	481,197

Division Total: 464 - Transit

Department Total: 40 - Development Services

	EXPENSES Total	88,693	584,493	190,378	481,397
--	----------------	--------	---------	---------	---------

	REVENUES	1,272,106	56,000	40,553	82,700
--	----------	-----------	--------	--------	--------

	EXPENSES	88,693	584,493	190,378	481,397
--	----------	--------	---------	---------	---------

Division Total: 464 - Transit

		1,183,414	(528,493)	(149,824)	(398,697)
--	--	-----------	-----------	-----------	-----------

Fund Total: 218 - Measure L

	REVENUES	7,187,138	6,215,300	3,644,799	6,354,700
--	----------	-----------	-----------	-----------	-----------

	EXPENSES	3,272,688	7,992,493	2,657,658	2,977,597
--	----------	-----------	-----------	-----------	-----------

Fund Total: 218 - Measure L

		3,914,450	(1,777,193)	987,141	3,377,103
--	--	-----------	-------------	---------	-----------



CITY OF TURLOCK BUDGET FY 23-24

Fund 219 Road Maintenance & Rehabilitation Account

PURPOSE

SB1 is funding from the State in the form of gas tax and vehicle licensing fees that are allocated to repair and maintain the transportation system. The City is expected to receive approximately \$1.747 million of SB1 funds this fiscal year.

PROGRAMS

The funds are anticipated to be used for the following:

- Pothole repair on City streets
- Traffic signal and street light maintenance
- Safety upgrades
- Thermoplastic striping machine

**City of Turlock Proposed 23-24 Budget
Fund 219 SB1 Road Maint & Rehab Account**

G/L Account Number	Account Description	FY 21-22 Actual	FY 22-23 Amended Budget	FY 22-23 Actual YTD at 4/30/23	FY 23-24 Proposed Budget
Fund: 219 - SB1 Road Maint & Rehab Account					
Department: 40 - Development Services					
Division: 428 - SB1 Road Maint & Rehab Account					
REVENUES					
<i>IN - Interest Income</i>					
219-40-428.33000	Interest Income	4,507	4,800	(940)	13,800
<i>Account Classification Total: IN - Interest Income</i>		4,507	4,800	(940)	13,800
<i>IG - Intergovernmental</i>					
219-40-428.34164	SB1 Revenue	1,492,747	1,482,444	926,570	1,746,733
<i>Account Classification Total: IG - Intergovernmental</i>		1,492,747	1,482,444	926,570	1,746,733
<i>CH - Charges for Services</i>					
219-40-428.35014_002	Salary Reimbursement Other	1,692	0	0	0
<i>Account Classification Total: CH - Charges for Services</i>		1,692	0	0	0
<i>TI - Transfers In</i>					
219-40-428.38001_125	Transfers In Fr Fd 410-51-532 Leaf Pick Up	23,331	0	0	0
<i>Account Classification Total: TI - Transfers In</i>		23,331	0	0	0
Division Total: 428 - SB1 Road Maint & Rehab Account		1,522,277	1,487,244	925,630	1,760,533
Department Total: 40 - Development Services		1,522,277	1,487,244	925,630	1,760,533
REVENUES Total		1,522,277	1,487,244	925,630	1,760,533
EXPENSES					
<i>SA - Salaries</i>					
219-40-428.41001	Full Time Salaries	103,733	111,410	92,592	117,420
219-40-428.41053	Sick Leave Conversion Pay	1,423	1,100	1,252	1,100
219-40-428.41054	Stand By Wages	458	1,000	1,417	1,000
219-40-428.41055	Vacation Conversion Pay	0	1,000	0	1,000
219-40-428.41059	Continuous Service Pay	1,657	1,776	1,480	1,847
219-40-428.41100_001	Overtime Standard	665	0	157	500
219-40-428.49006	Salary Credits From Other Departments	(10,642)	0	0	0
<i>Account Classification Total: SA - Salaries</i>		97,293	116,286	96,898	122,867
<i>BE - Benefits</i>					
219-40-428.42002	Medical Dental Plan	42,864	38,578	33,877	34,720
219-40-428.42003	Vision Insurance	480	480	281	432
219-40-428.42004	Long Term Disability Insurance	644	1,161	955	1,224
219-40-428.42005	Life Insurance	322	364	292	384
219-40-428.42006	SUI	476	476	416	476
219-40-428.42007	Workers Comp Insurance	6,031	3,219	2,722	3,402
219-40-428.42008	City Liability Insurance	5,460	3,523	2,942	3,723
219-40-428.42009	PERS	51,191	19,063	15,846	21,872
219-40-428.42010	Medicare Tax	1,558	1,686	1,367	1,782
219-40-428.42012	Retiree Health Insurance	2,075	2,228	1,852	2,348
219-40-428.42013	Deferred Comp	282	557	469	895
219-40-428.42016	Employee Contrib To PERS	(9,496)	(10,198)	(8,045)	(10,745)
219-40-428.42019	PERS UAL (Unfunded Accrued Liability)	0	37,021	30,850	31,460
<i>Account Classification Total: BE - Benefits</i>		101,886	98,158	83,823	91,973
<i>CO - Contractual Services</i>					
219-40-428.43030	City Engineering Services	0	0	0	2,000
<i>Account Classification Total: CO - Contractual Services</i>		0	0	0	2,000
<i>SU - Supplies and Maintenance</i>					
219-40-428.44001_265	Supplies Hot Mix	30,469	40,000	37,073	45,000
219-40-428.44001_266	Supplies Thermo Paint	24,769	25,000	0	30,000

**City of Turlock Proposed 23-24 Budget
Fund 219 SB1 Road Maint & Rehab Account**

G/L Account Number	Account Description	FY 21-22 Actual	FY 22-23 Amended Budget	FY 22-23 Actual YTD at 4/30/23	FY 23-24 Proposed Budget
<i>Account Classification Total: SU - Supplies and Maintenance</i>		55,238	65,000	37,073	75,000
<i>VE - Vehicle Expenses</i>					
219-40-428.46034	Vehicle Insurance	828	1,039	658	800
<i>Account Classification Total: VE - Vehicle Expenses</i>		828	1,039	658	800
<i>MI - Miscellaneous Expenses</i>					
219-40-428.47010	Bank Charges	0	0	0	200
219-40-428.47080	Shoe Allowance	478	500	500	500
219-40-428.47081	Educational Assistance Program Reimbursement	0	500	0	500
<i>Account Classification Total: MI - Miscellaneous Expenses</i>		478	1,000	500	1,200
<i>CA - Capital Outlay</i>					
219-40-428.51105	Vehicle	41,185	875,000	0	423,000
219-40-428.51226	Roadway Element Maintenance	43,071	50,000	362	250,000
<i>Account Classification Total: CA - Capital Outlay</i>		84,256	925,000	362	673,000
<i>TO - Transfers Out</i>					
219-40-428.48001_083	Transfers Out To Fd 501 for I.T. Services	9,072	8,164	6,800	9,354
219-40-428.48001_085	Transfers Out To Fd 242 Network	96	130	130	96
219-40-428.48001_300	Transfers Out To Fd 216 Signal Light Maint	770,000	770,000	641,670	770,000
<i>Account Classification Total: TO - Transfers Out</i>		779,168	778,294	648,600	779,450
Division Total: 428 - SB1 Road Maint & Rehab Account		1,119,147	1,984,777	867,915	1,746,290
Department Total: 40 - Development Services		1,119,147	1,984,777	867,915	1,746,290
EXPENSES Total		1,119,147	1,984,777	867,915	1,746,290
Fund REVENUE	Total: 219 - SB1 Road Maint & Rehab Account	1,522,277	1,487,244	925,630	1,760,533
Fund EXPENSE	Total: 219 - SB1 Road Maint & Rehab Account	1,119,147	1,984,777	867,915	1,746,290
Fund Total: 219 - SB1 Road Maint & Rehab Account		403,130	(497,533)	57,715	14,243



CITY OF TURLOCK BUDGET FY 23-24

Fund 113 Parks, Arts and Recreation Commission

PURPOSE

The Parks, Arts and Recreation Commission shall encourage, stimulate, promote, and foster programs and facilities for the enrichment of the City and thereby contribute to the quality of life in Turlock and develop an awareness in the business community, in local government, and in the general public of Turlock and surrounding communities of the value and benefits of the Arts and constructive use of leisure time in Turlock. The Parks, Arts and Recreation Commission may perform other related functions as directed by the City Council.

GOALS AND OBJECTIVES

- Become informed and knowledgeable about city parks, art opportunities, recreation programs, facilities, and the recreational needs of the community.
- Protect and enhance the cultural richness and diversity of the Turlock community by promoting the visual and literary arts in the City Hall Gallery.
- Foster cooperation between the City and other government agencies and civic groups interested in the development of community parks, art and recreation programs.

**City of Turlock Proposed 23-24 Budget
Fund 113 Parks, Arts & Recreation Commission**

G/L Account Number	Account Description	FY 21-22 Actual	FY 22-23 Amended Budget	FY 22-23 Actual YTD at 4/15/23	FY 23-24 Proposed Budget
Fund: 113 - Parks, Arts & Rec Commission					
Department: 61 - Recreation					
Division: 632 - Parks, Arts & Recreation					
Program: 007 - Specialty Events					
EXPENSES					
<i>SU - Supplies and Maintenance</i>					
113-61-632-007.44001_000	Supplies General	0	1,280	0	1,280
<i>Account Classification Total: SU - Supplies and Maintenance</i>		0	1,280	0	1,280
Program Total: 007 - Specialty Events		0	1,280	0	1,280
Division Total: 632 - Parks, Arts & Recreation		0	1,280	0	1,280
Department Total: 61 - Recreation		0	1,280	0	1,280
EXPENSES Total		0	1,280	0	1,280
Fund REVENUE	Total: 113 - Parks, Arts & Rec Commission				
Fund EXPENSE	Total: 113 - Parks, Arts & Rec Commission	0	1,280	0	1,280
Fund Total: 113 - Parks, Arts & Rec Commission		0	(1,280)	0	(1,280)



CITY OF TURLOCK BUDGET FY 23-24

Fund 115 - Measure A Roads

PURPOSE

The Turlock City Council approved the usage of 50% of Measure A sales tax revenue be utilized for Roads within the city limits of the City of Turlock. The City of Turlock established a separate fund to track the activities related to the Roads Program.

In Spring of 2021, Mayor Bublak announced the Roads Program Initiative with the following goals:

- Increase the funding for road rehabilitation projects
- Prepare more shovel ready projects
- Explore expedited project delivery
- Rehabilitate all roads in the City within 5 years

The City has since procured the services of a consulting firm to evaluate the existing infrastructure, collect data by means of LiDAR, laser and optical methods (LCMS), update the StreetSaver data, perform budget analyses and maintenance/rehabilitation needs assessment, and conduct public meetings and workshops with the City Council to develop a 5-year Roads Program CIP. The consulting firm is also designing the rehabilitation of fifteen (15) streets throughout the City with construction to take place in FY 2023-24.

For FY 23-24, the City is projecting sales tax revenues of \$14.913 million dollars generated from Measure A, of which 50% (\$7.456 million dollars) is allocated for Roads projects.

**City of Turlock Proposed 23-24 Budget
Fund 115 Measure A - Roads**

G/L Account Number	Account Description	FY 21-22 Actual	FY 22-23 Amended Budget	FY 22-23 Actual YTD at 4/15/23	FY 23-24 Proposed Budget
Fund: 115 - Measure A - Roads					
REVENUES					
Department: 10 - Administration					
Division: 115 - Measure A					
<i>TX - Taxes</i>					
115-10-115.30020_004	Sales Tax Measure A (50%)	0	7,175,097	3,162,758	7,456,285
<i>Account Classification Total: TX - Taxes</i>		0	7,175,097	3,162,758	7,456,285
<i>TI - Transfers In</i>					
115-10-115.38002_002	Transfers In-Measure A Road Maintenance	7,583,057	0	0	0
<i>Account Classification Total: TI - Transfers In</i>		7,583,057	0	0	0
Division Total: 115 - Measure A		7,583,057	7,175,097	3,162,758	7,456,285
Department Total: 10 - Administration		7,583,057	7,175,097	3,162,758	7,456,285
REVENUES Total		7,583,057	7,175,097	3,162,758	7,456,285
EXPENSES					
Department: 10 - Administration					
Division: 115 - Measure A					
<i>CO - Contractual Services</i>					
115-10-115.43010	Contract Attorney	17,362	0	0	25,000
115-10-115.43030	City Engineering Services	262,872	500,000	192,492	300,000
115-10-115.43275_001	Roads Program MBI	746,730	85,000	0	0
115-10-115.43327	Construction Management	29,210	500,000	220,468	930,000
115-10-115.43366_001	Design Roads	1,143,978	440,000	151,749	2,480,000
<i>Account Classification Total: CO - Contractual Services</i>		2,200,153	1,525,000	564,710	3,735,000
<i>CA - Capital Outlay</i>					
115-10-115.51270	Construction Project	0	11,500,000	498,341	11,912,000
<i>Account Classification Total: CA - Capital Outlay</i>		0	11,500,000	498,341	11,912,000
<i>TO - Transfers Out</i>					
115-10-115.48002_002	Transfers Out-Measure A Road Maintenance	322,572	0	0	0
<i>Account Classification Total: TO - Transfers Out</i>		322,572	0	0	0
Division Total: 115 - Measure A		2,522,725	13,025,000	1,063,051	15,647,000
Department Total: 10 - Administration		2,522,725	13,025,000	1,063,051	15,647,000
EXPENSES Total		2,522,725	13,025,000	1,063,051	15,647,000
Fund REVENUE	Total: 115 - Measure A - Roads	7,583,057	7,175,097	3,162,758	7,456,285
Fund EXPENSE	Total: 115 - Measure A - Roads	2,522,725	13,025,000	1,063,051	15,647,000
Fund Total: 115 - Measure A - Roads		5,060,332	(5,849,903)	2,099,707	(8,190,715)



CITY OF TURLOCK BUDGET FY 23-24

Fund 120 -Tourism

PURPOSE

The City of Turlock collects a 9% Transient Occupancy Tax. Of that, one third is dedicated to tourism services and related expenses and is accounted for in Fund 120 Tourism.

GOALS AND OBJECTIVES

- Work closely with local hoteliers to support tourism efforts in our community.
- Foster partnerships with California State University Stanislaus, The Stanislaus County Fairgrounds and local industry to promote tourism and business travel.
- Support special events that draw visitors to the community.
- Contribute toward the ongoing operation and capital improvement of the sports complexes.

**City of Turlock Proposed 23-24 Budget
Fund 120 Tourism**

G/L Account Number	Account Description	FY 21-22 Actual	FY 22-23 Amended Budget	FY 22-23 Actual YTD at 4/15/23	FY 23-24 Proposed Budget
Fund: 120 - Tourism					
Department: 10 - Administration					
Division: 120 - Tourism					
REVENUES					
<i>TX - Taxes</i>					
120-10-120.30100_000	Hotel/Motel Taxes General	742,653	700,000	333,521	666,666
<i>Account Classification Total: TX - Taxes</i>		742,653	700,000	333,521	666,666
<i>LI - Licenses & Permits</i>					
120-10-120.31055	Non-City Sponsored Special Events Application Fee	2,650	2,000	1,900	2,000
<i>Account Classification Total: LI - Licenses & Permits</i>		2,650	2,000	1,900	2,000
<i>OR - Other Revenues</i>					
120-10-120.34309	Turlock Irrigation District Grant	0	0	0	150,482
120-10-120.37065	Vendor Participation	100	0	650	0
<i>Account Classification Total: OR - Other Revenues</i>		100	0	650	150,482
Division Total: 120 - Tourism		745,403	702,000	336,071	819,148
Department Total: 10 - Administration		745,403	702,000	336,071	819,148
REVENUES Total		745,403	702,000	336,071	819,148
EXPENSES					
<i>SA - Salaries</i>					
120-10-120.41002_000	Part Time Help General	16,537	28,000	10,537	28,000
120-10-120.41100_001	Overtime Standard	0	0	71	0
<i>Account Classification Total: SA - Salaries</i>		16,537	28,000	10,608	28,000
<i>BE - Benefits</i>					
120-10-120.42004	Long Term Disability Insurance	14	0	0	0
120-10-120.42006	SUI	165	238	9	238
120-10-120.42007	Workers Comp Insurance	297	150	119	150
120-10-120.42008	City Liability Insurance	596	496	256	496
120-10-120.42010	Medicare Tax	271	406	186	406
120-10-120.42011	Social Security	1,047	1,736	795	1,736
<i>Account Classification Total: BE - Benefits</i>		2,390	3,026	1,365	3,026
<i>SU - Supplies and Maintenance</i>					
120-10-120.44001_000	Supplies General	661	1,000	0	1,000
<i>Account Classification Total: SU - Supplies and Maintenance</i>		661	1,000	0	1,000
<i>UT - Utilities</i>					
120-10-120.45001_002	Telephone Wireless/Tablet Service Plan	0	600	271	600
<i>Account Classification Total: UT - Utilities</i>		0	600	271	600
<i>MI - Miscellaneous Expenses</i>					
120-10-120.47315	Community Grants Program	0	50,000	48,500	50,000
120-10-120.47317_001	City Sponsored Special Events General	648	2,000	3,211	22,000
120-10-120.47317_003	City Sponsored Special Events Festival of Lights	60	3,000	0	0
120-10-120.47317_004	City Sponsored Special Events Christmas Parade	5,071	7,000	5,536	0
120-10-120.47317_006	City Sponsored Special Events 4th of July	0	5,000	512	0
120-10-120.47317_009	City Sponsored Special Events Stan Co Fair Traffic Control	78	7,000	0	0
120-10-120.47317_010	City Sponsored Special Events Holiday Lights Tour	608	2,000	673	0
120-10-120.47323	Public Art Projects	0	2,500	0	2,500
<i>Account Classification Total: MI - Miscellaneous Expenses</i>		6,466	78,500	58,433	74,500
<i>CA - Capital Outlay</i>					
120-10-120.51270	Construction Project	4,703	20,298	14,161	798,600
<i>Account Classification Total: CA - Capital Outlay</i>		4,703	20,298	14,161	798,600

**City of Turlock Proposed 23-24 Budget
Fund 120 Tourism**

G/L Account Number	Account Description	FY 21-22 Actual	FY 22-23 Amended Budget	FY 22-23 Actual YTD at 4/15/23	FY 23-24 Proposed Budget
<i>TO - Transfers Out</i>					
120-10-120.48001_271	Transfers Out 1,000Flags/Active MilitaryBanner	5,000	5,000	5,000	0
120-10-120.48001_308	Transfers Out Contrib fr TOT to Sports Complex	297,061	280,000	186,664	266,800
120-10-120.48001_332	Transfers Out To Fd502 for Engineering Deficit	300,000	300,000	300,000	300,000
<i>Account Classification Total: TO - Transfers Out</i>		602,061	585,000	491,664	566,800
Division Total: 120 - Tourism		632,817	716,424	576,502	1,472,526
Department Total: 10 - Administration		632,817	716,424	576,502	1,472,526
EXPENSES Total		632,817	716,424	576,502	1,472,526
Fund REVENUE	Total: 120 - Tourism	745,403	702,000	336,071	819,148
Fund EXPENSE	Total: 120 - Tourism	632,817	716,424	576,502	1,472,526
Fund Total: 120 - Tourism		112,586	(14,424)	(240,431)	(653,378)
RESERVE RESTRICTIONS:					
Pedretti Park Lighting			489,000	489,000	489,000
<i>\$163,000 per year for 3 years beginning in FY 15-16</i>					
Public Arts Project			10,975	8,475	10,975
Program: 160 - Chamber of Commerce Reimb Agree					
EXPENSES					
<i>MI - Miscellaneous Expenses</i>					
120-10-120-160.47318	Community Events	0	8,100	0	0
<i>Account Classification Total: MI - Miscellaneous Expenses</i>		0	8,100	0	0
Program Total: 160 - Chamber of Commerce Reimb Agree		0	8,100	0	0
Division Total: 120 - Tourism		0	8,100	0	0
Department Total: 10 - Administration		0	8,100	0	0
EXPENSES Total		0	8,100	0	0
REVENUES					
EXPENSES		0	8,100	0	0
Program Total: 160 - Chamber of Commerce Reimb Agree		0	(8,100)	0	0
Fund Total: 120 - Tourism					
REVENUES		745,403	702,000	336,071	819,148
EXPENSES		632,817	724,524	576,502	1,472,526
Fund Total: 120 - Tourism		112,586	(22,524)	(240,431)	(653,378)



CITY OF TURLOCK BUDGET FY 23-24

Fund 205 Sports Facilities

PURPOSE

The Public Works Division oversees the operation and maintenance of two first class sports complexes for recreational use and competitive sports - Gemperle Fields at Turlock-Stanislaus Regional Sports Complex and the Pedretti Sports Complex. These facilities represent a significant source of positive economic impact due to thousands of individuals visiting the community to attend events at these facilities every year.

GOALS AND OBJECTIVES

- Provide a well-maintained, safe environment for recreational sports programming and facilities.
- Provide first class sports facilities for a diversified level of sports programming for the citizens of Turlock and throughout the state.
- Continue the ongoing upgrade of the Pedretti Sports Complex.
- Complete various special projects at the sports complexes with funding from donations by local service clubs or other private donors.
- Expand activities to include non-sports related special events to support tourism and generate additional revenue to offset costs associated with the facilities.
- Continue and expand the Advertising Initiative to generate revenue and promote businesses at the Sports Facilities.

**City of Turlock Proposed 23-24 Budget
Fund 205 Sports Facilities**

G/L Account Number	Account Description	FY 21-22 Actual	FY 22-23 Amended Budget	FY 22-23 Actual YTD at 4/15/23	FY 23-24 Proposed Budget
Fund: 205 - Sports Facilities					
Department: 60 - Parks					
Division: 602 - Regional Sports Complex					
REVENUES					
<i>OR - Other Revenues</i>					
205-60-602.37060_001	Sports Facilities Rentals	71,518	72,000	49,698	80,000
205-60-602.37090_004	Rents & Concessions Sports Complex	0	0	0	2,000
<i>Account Classification Total: OR - Other Revenues</i>		71,518	72,000	49,698	82,000
<i>TI - Transfers In</i>					
205-60-602.38001_014	Transfers In Fr 110 GF Contrib to Reg Sports	261,770	320,102	213,400	353,988
205-60-602.38001_308	Transfers In Contrib fr TOT to Sports Complex	74,265	70,000	46,664	66,700
<i>Account Classification Total: TI - Transfers In</i>		336,035	390,102	260,064	420,688
Division Total: 602 - Regional Sports Complex		407,553	462,102	309,762	502,688
Department Total: 60 - Parks		407,553	462,102	309,762	502,688
REVENUES Total		407,553	462,102	309,762	502,688
EXPENSES					
<i>SA - Salaries</i>					
205-60-602.41001	Full Time Salaries	164,140	157,364	110,348	167,997
205-60-602.41002_000	Part Time Help General	0	0	852	0
205-60-602.41002_005	Part Time Help Clerical	1,152	1,320	1,384	1,600
205-60-602.41002_008	Part Time Help Event Staff	18,164	23,540	20,144	29,425
205-60-602.41002_010	Part Time Help General Maint	11,864	18,810	11,400	23,512
205-60-602.41050	Bilingual Pay	122	145	226	325
205-60-602.41051	Confidential Pay	0	0	44	123
205-60-602.41052	Educational Incentive	408	0	15	36
205-60-602.41053	Sick Leave Conversion Pay	1,398	1,200	0	1,200
205-60-602.41054	Stand By Wages	478	500	292	500
205-60-602.41055	Vacation Conversion Pay	1,141	2,000	0	2,000
205-60-602.41056	Management Leave Conversion	0	4,000	0	4,000
205-60-602.41059	Continuous Service Pay	5,118	5,767	3,559	5,242
205-60-602.41100_001	Overtime Standard	1,916	700	367	700
205-60-602.49006	Salary Credits From Other Departments	(49,108)	0	0	0
205-60-602.49007	Salary Charges From Other Departments	4,055	0	0	0
<i>Account Classification Total: SA - Salaries</i>		160,848	215,346	148,629	236,660
<i>BE - Benefits</i>					
205-60-602.42002	Medical Dental Plan	50,359	44,846	27,391	39,983
205-60-602.42003	Vision Insurance	564	558	389	477
205-60-602.42004	Long Term Disability Insurance	1,016	1,640	1,141	1,751
205-60-602.42005	Life Insurance	507	515	346	549
205-60-602.42006	SUI	977	742	631	801
205-60-602.42007	Workers Comp Insurance	11,013	5,190	3,732	5,651
205-60-602.42008	City Liability Insurance	8,491	6,361	3,754	7,020
205-60-602.42009	PERS	83,817	28,830	20,084	32,419
205-60-602.42010	Medicare Tax	2,899	3,038	1,873	3,344
205-60-602.42011	Social Security	1,929	2,708	2,019	3,381
205-60-602.42012	Retiree Health Insurance	3,591	3,353	2,325	3,673
205-60-602.42013	Deferred Comp	2,002	1,793	846	1,775
205-60-602.42014	Deferred Comp In Lieu	38	0	333	741
205-60-602.42016	Employee Contrib To PERS	(15,340)	(14,719)	(9,093)	(15,658)
205-60-602.42019	PERS UAL (Unfunded Accrued Liability)	0	43,037	28,688	36,808

**City of Turlock Proposed 23-24 Budget
Fund 205 Sports Facilities**

G/L Account Number	Account Description	FY 21-22 Actual	FY 22-23 Amended Budget	FY 22-23 Actual YTD at 4/15/23	FY 23-24 Proposed Budget
<i>Account Classification Total: BE - Benefits</i>		151,863	127,892	84,456	122,715
<i>CO - Contractual Services</i>					
205-60-602.43064	Fire Extinguisher	0	100	0	100
205-60-602.43065	Copier Maintenance/Lease	0	0	36	550
205-60-602.43077	Tree Trimming	0	6,000	0	11,000
205-60-602.43110	Laundry & Linen Service	615	750	366	750
205-60-602.43125_037	Maintenance MMS Subscription	0	635	676	1,126
205-60-602.43150	Pest Control	280	200	210	210
205-60-602.43155	Physicals, Shots & Psychological	705	300	135	300
205-60-602.43170	Security	0	1,500	0	1,500
<i>Account Classification Total: CO - Contractual Services</i>		1,600	9,485	1,423	15,536
<i>SU - Supplies and Maintenance</i>					
205-60-602.44001_000	Supplies General	10,025	40,710	19,768	57,300
205-60-602.44001_118	Supplies Fencing	331	0	0	0
205-60-602.44001_119	Supplies Sprinklers	3,526	0	0	0
205-60-602.44001_136	Supplies Signs	328	0	0	0
205-60-602.44001_140	Supplies Bases	304	0	0	0
205-60-602.44001_141	Supplies Chalk	330	0	0	0
205-60-602.44001_145	Supplies Paint	8,434	0	0	0
205-60-602.44001_148	Supplies Vandalism	445	0	0	0
205-60-602.44005_010	Chemicals Fertilizers	7,172	0	0	0
205-60-602.44005_021	Chemicals Rodent Control	252	0	0	0
205-60-602.44005_022	Chemicals Soil Amendments	415	0	0	0
205-60-602.44005_023	Chemicals Weed Control	342	0	100	0
205-60-602.44025	Maintenance	2,446	3,450	1,777	3,500
205-60-602.44030_000	Minor Equipment Miscellaneous	741	805	0	0
<i>Account Classification Total: SU - Supplies and Maintenance</i>		35,090	44,965	21,645	60,800
<i>UT - Utilities</i>					
205-60-602.45001_000	Telephone General	665	0	0	0
205-60-602.45001_002	Telephone Wireless/Tablet Service Plan	0	850	579	850
205-60-602.45002_000	Turlock Irrigation District General	9,223	13,000	5,270	13,000
<i>Account Classification Total: UT - Utilities</i>		9,888	13,850	5,850	13,850
<i>VE - Vehicle Expenses</i>					
205-60-602.46000	Auto Allowance	250	120	45	144
205-60-602.46010	Equipment Rental	0	500	0	500
205-60-602.46020	Fleet Maintenance Labor	6,952	8,000	6,394	8,000
205-60-602.46025	Outside Contractor Labor	90	2,500	2,706	3,500
205-60-602.46031	Gas & Oil	6,827	6,950	4,602	6,950
205-60-602.46032	Vehicle & Small Equipment Maintenance Parts	7,475	6,900	6,927	6,900
205-60-602.46034	Vehicle Insurance	372	587	370	500
<i>Account Classification Total: VE - Vehicle Expenses</i>		21,966	25,557	21,044	26,494
<i>MI - Miscellaneous Expenses</i>					
205-60-602.47065	Professional Development	0	0	0	117
205-60-602.47080	Shoe Allowance	500	500	512	550
205-60-602.47095_000	Training General/Travel	200	600	310	600
<i>Account Classification Total: MI - Miscellaneous Expenses</i>		700	1,100	822	1,267
<i>TO - Transfers Out</i>					
205-60-602.48001_083	Transfers Out To Fd 501 for I.T. Services	11,113	9,389	6,256	10,874
205-60-602.48001_085	Transfers Out To Fd 242 Network	92	125	125	99
205-60-602.48001_090	Transfers Out For Vehicle & Equip Replace	14,393	14,393	14,393	14,393

**City of Turlock Proposed 23-24 Budget
Fund 205 Sports Facilities**

G/L Account Number	Account Description	FY 21-22 Actual	FY 22-23 Amended Budget	FY 22-23 Actual YTD at 4/15/23	FY 23-24 Proposed Budget
<i>Account Classification Total: TO - Transfers Out</i>		25,598	23,907	20,774	25,366
Division Total: 602 - Regional Sports Complex		407,553	462,102	304,642	502,688
Department Total: 60 - Parks		407,553	462,102	304,642	502,688
EXPENSES Total		407,553	462,102	304,642	502,688
REVENUES		407,553	462,102	309,762	502,688
EXPENSES		407,553	462,102	304,642	502,688
Division Total: 602 - Regional Sports Complex		0	0	5,120	0

Division: 604 - Pedretti Sports Complex

REVENUES

CH - Charges for Services

205-60-604.35004	Field Prep Reimbursement	8,770	10,000	4,220	10,000
205-60-604.35014_002	Salary Reimbursement Other	1,492	0	0	0
205-60-604.35602	Player Fees	27,685	27,000	12,466	27,000
205-60-604.35603	Lighting Reimbursement	12,455	13,500	6,581	13,500
205-60-604.35607	Advertisement/Sponsorship Program	(685)	5,000	0	5,000

Account Classification Total: CH - Charges for Services

49,716 55,500 23,267 55,500

OR - Other Revenues

205-60-604.37010_000	Miscellaneous General	0	200	0	0
205-60-604.37060_001	Sports Facilities Rentals	72,168	62,000	35,765	62,000
205-60-604.37082	Cell Tower Lease-2400 N Tegner	21,901	21,900	26,549	21,900
205-60-604.37090_003	Rents & Concessions Pedretti	0	0	0	2,000

Account Classification Total: OR - Other Revenues

94,068 84,100 62,314 85,900

TI - Transfers In

205-60-604.38001_013	Transfers In Fr 110 GF Contrib to Pedretti	116,554	65,386	43,592	182,431
205-60-604.38001_308	Transfers In Contrib fr TOT to Sports Complex	222,796	210,000	140,000	200,100

Account Classification Total: TI - Transfers In

339,350 275,386 183,592 382,531

Division Total: 604 - Pedretti Sports Complex

483,134 414,986 269,174 523,931

Department Total: 60 - Parks

483,134 414,986 269,174 523,931

REVENUES Total

483,134 414,986 269,174 523,931

EXPENSES

SA - Salaries

205-60-604.41001	Full Time Salaries	114,511	90,908	61,146	98,877
205-60-604.41002_000	Part Time Help General	0	0	1,156	0
205-60-604.41002_005	Part Time Help Clerical	1,081	1,320	1,318	1,600
205-60-604.41002_008	Part Time Help Event Staff	39,904	34,450	28,052	43,000
205-60-604.41002_010	Part Time Help General Maint	30,134	30,250	19,872	34,780
205-60-604.41004	Non-City Sponsored Events	0	500	0	500
205-60-604.41050	Bilingual Pay	122	145	226	325
205-60-604.41051	Confidential Pay	0	0	44	123
205-60-604.41052	Educational Incentive	408	0	15	36
205-60-604.41053	Sick Leave Conversion Pay	2,552	1,200	799	1,200
205-60-604.41054	Stand By Wages	4,587	4,000	3,704	4,000
205-60-604.41055	Vacation Conversion Pay	2,225	2,000	0	2,000
205-60-604.41056	Management Leave Conversion	0	4,000	0	4,000
205-60-604.41059	Continuous Service Pay	5,090	3,582	2,553	3,807
205-60-604.41100_001	Overtime Standard	3,161	2,000	4,284	4,000
205-60-604.49007	Salary Charges From Other Departments	49,865	0	0	0

Account Classification Total: SA - Salaries

253,639 174,355 123,167 198,248

BE - Benefits

**City of Turlock Proposed 23-24 Budget
Fund 205 Sports Facilities**

G/L Account Number	Account Description	FY 21-22 Actual	FY 22-23 Amended Budget	FY 22-23 Actual YTD at 4/15/23	FY 23-24 Proposed Budget
205-60-604.42002	Medical Dental Plan	32,319	25,558	26,123	22,623
205-60-604.42003	Vision Insurance	362	318	205	261
205-60-604.42004	Long Term Disability Insurance	700	947	614	1,030
205-60-604.42005	Life Insurance	354	297	191	323
205-60-604.42006	SUI	1,306	570	414	634
205-60-604.42007	Workers Comp Insurance	10,257	4,099	3,019	4,611
205-60-604.42008	City Liability Insurance	9,412	5,167	3,620	5,882
205-60-604.42009	PERS	59,267	20,219	11,225	22,737
205-60-604.42010	Medicare Tax	2,867	2,444	1,626	2,787
205-60-604.42011	Social Security	4,409	4,093	3,054	4,922
205-60-604.42012	Retiree Health Insurance	2,599	2,024	1,341	2,232
205-60-604.42013	Deferred Comp	1,762	1,397	555	1,363
205-60-604.42014	Deferred Comp In Lieu	38	0	333	741
205-60-604.42016	Employee Contrib To PERS	(10,866)	(8,536)	(5,080)	(9,304)
205-60-604.42019	PERS UAL (Unfunded Accrued Liability)	0	24,526	16,352	21,078
<i>Account Classification Total: BE - Benefits</i>		114,785	83,123	63,590	81,920
<i>CO - Contractual Services</i>					
205-60-604.43020	Car Wash	14	15	4	15
205-60-604.43065	Copier Maintenance/Lease	0	0	36	550
205-60-604.43077	Tree Trimming	8,820	9,000	8,997	14,000
205-60-604.43110	Laundry & Linen Service	649	1,000	442	1,000
205-60-604.43115_000	Maint-Air & Heat General	0	200	150	200
205-60-604.43125_037	Maintenance MMS Subscription	0	635	676	1,126
205-60-604.43150	Pest Control	280	200	210	210
205-60-604.43155	Physicals, Shots & Psychological	675	500	800	526
205-60-604.43170	Security	0	0	0	1,500
205-60-604.43297	Chemical Restrooms	3,757	16,000	2,713	16,000
<i>Account Classification Total: CO - Contractual Services</i>		14,195	27,550	14,028	35,127
<i>SU - Supplies and Maintenance</i>					
205-60-604.44001_000	Supplies General	19,649	51,030	18,281	91,685
205-60-604.44001_118	Supplies Fencing	645	0	0	0
205-60-604.44001_119	Supplies Sprinklers	2,368	0	0	0
205-60-604.44001_140	Supplies Bases	1,281	0	0	0
205-60-604.44001_141	Supplies Chalk	2,695	0	0	0
205-60-604.44001_143	Supplies Lighting	384	0	0	36,000
205-60-604.44001_144	Supplies Lumber	1,196	0	0	0
205-60-604.44001_148	Supplies Vandalism	972	0	0	0
205-60-604.44005_010	Chemicals Fertilizers	3,938	0	0	0
205-60-604.44005_021	Chemicals Rodent Control	150	0	0	0
205-60-604.44005_022	Chemicals Soil Amendments	2,779	0	0	0
205-60-604.44005_023	Chemicals Weed Control	0	0	100	100
205-60-604.44025	Maintenance	3,000	3,450	1,755	3,450
<i>Account Classification Total: SU - Supplies and Maintenance</i>		39,058	54,480	20,136	131,235
<i>UT - Utilities</i>					
205-60-604.45001_000	Telephone General	1,088	600	373	600
205-60-604.45001_002	Telephone Wireless/Tablet Service Plan	0	800	369	800
205-60-604.45002_000	Turlock Irrigation District General	35,535	42,700	25,579	42,700
<i>Account Classification Total: UT - Utilities</i>		36,622	44,100	26,321	44,100
<i>VE - Vehicle Expenses</i>					
205-60-604.46000	Auto Allowance	250	120	45	144
205-60-604.46010	Equipment Rental	1,747	3,450	0	3,450

**City of Turlock Proposed 23-24 Budget
Fund 205 Sports Facilities**

G/L Account Number	Account Description	FY 21-22 Actual	FY 22-23 Amended Budget	FY 22-23 Actual YTD at 4/15/23	FY 23-24 Proposed Budget
205-60-604.46020	Fleet Maintenance Labor	1,675	3,400	1,370	3,400
205-60-604.46025	Outside Contractor Labor	0	690	0	1,000
205-60-604.46031	Gas & Oil	1,943	2,200	1,338	2,200
205-60-604.46032	Vehicle & Small Equipment Maintenance Parts	6	3,400	1,097	3,400
205-60-604.46034	Vehicle Insurance	415	650	404	510
<i>Account Classification Total: VE - Vehicle Expenses</i>		6,036	13,910	4,255	14,104
<i>MI - Miscellaneous Expenses</i>					
205-60-604.47065	Professional Development	0	0	0	117
205-60-604.47080	Shoe Allowance	226	250	261	300
205-60-604.47081	Educational Assistance Program Reimbursement	0	100	0	500
205-60-604.47090	Testing & Recruitment	0	500	0	500
205-60-604.47095_000	Training General/Travel	0	200	0	500
<i>Account Classification Total: MI - Miscellaneous Expenses</i>		226	1,050	261	1,917
<i>TO - Transfers Out</i>					
205-60-604.48001_083	Transfers Out To Fd 501 for I.T. Services	7,484	5,307	3,536	6,197
205-60-604.48001_085	Transfers Out To Fd 242 Network	62	84	84	56
205-60-604.48001_090	Transfers Out For Vehicle & Equip Replace	11,027	11,027	11,027	11,027
<i>Account Classification Total: TO - Transfers Out</i>		18,573	16,418	14,647	17,280
Division Total: 604 - Pedretti Sports Complex		483,135	414,986	266,405	523,931
Department Total: 60 - Parks		483,135	414,986	266,405	523,931
EXPENSES Total		483,135	414,986	266,405	523,931
REVENUES		483,134	414,986	269,174	523,931
EXPENSES		483,135	414,986	266,405	523,931
Division Total: 604 - Pedretti Sports Complex		(0)	0	2,769	0
Fund Total: 205 - Sports Facilities					
REVENUES		890,687	877,088	578,936	1,026,619
EXPENSES		890,687	877,088	571,047	1,026,619
Fund Total: 205 - Sports Facilities		(0)	0	7,889	0



CITY OF TURLOCK BUDGET FY 23-24

Fund 225 Transportation Tax

PURPOSE

The purpose of this fund is to provide a revenue stream for the construction of public street improvements in an effort to mitigate development impacts.

PROGRAMS

This program collects fees from developers on building permit based on the zoning and size of the proposed development or other criteria as provided for in the Municipal Code.

GOALS AND OBJECTIVES

- Provide funding for the installation of City signs and striping by City personnel.

**City of Turlock Proposed 23-24 Budget
Fund 225 Transportation Tax**

G/L Account Number	Account Description	FY 21-22 Actual	FY 22-23 Amended Budget	FY 22-23 Actual YTD at 4/30/23	FY 23-24 Proposed Budget
Fund: 225 - Transportation Tax					
Department: 40 - Development Services					
Division: 425- Transportation Tax					
REVENUES					
<i>IN - Interest Income</i>					
225-40-425.33000	Interest Income	0	0	0	400
<i>Account Classification Total: IN - Interest Income</i>		0	0	0	400
<i>CH - Charges for Services</i>					
225-40-425.35158	Transportation Tax	3,117	3,000	3,425	3,000
<i>Account Classification Total: CH - Charges for Services</i>		3,117	3,000	3,425	3,000
Division Total: 425 - Transportation Tax		3,117	3,000	3,425	3,400
Department Total: 40 - Development Services		3,117	3,000	3,425	3,400
REVENUES Total		3,117	3,000	3,425	3,400
EXPENSES					
<i>SU - Supplies and Maintenance</i>					
225-40-425.44001_136	Supplies Signs	3,879	5,000	2,800	5,000
225-40-425.44001_202	Supplies Street Trees	0	1,000	912	1,000
225-40-425.44001_203	Supplies Traffic Island Landscape	0	1,000	0	1,000
<i>Account Classification Total: SU - Supplies and Maintenance</i>		3,879	7,000	3,712	7,000
<i>MI - Miscellaneous Expenses</i>					
225-40-425.47010	Bank Charges	3	100	0	0
<i>Account Classification Total: MI - Miscellaneous Expenses</i>		3	100	0	0
Division Total: 425 - Transportation Tax		3,882	7,100	3,712	7,000
Department Total: 40 - Development Services		3,882	7,100	3,712	7,000
EXPENSES Total		3,882	7,100	3,712	7,000
REVENUES		3,117	3,000	3,425	3,400
EXPENSES		3,882	7,100	3,712	7,000
Fund Total: 225 - Transportation Tax		(765)	(4,100)	(287)	(3,600)



CITY OF TURLOCK BUDGET FY 23-24

Fund 226 Traffic Tax

PURPOSE

The purpose of this fund is to provide a revenue stream for the construction of public street improvements in an effort to mitigate development impacts.

PROGRAMS

This program collects fees from developers at the time of parcel and subdivision map application for the purpose of constructing and installing City street name signs.

GOALS AND OBJECTIVES

- Provide funding for the installation of City street name signs by City personnel.

**City of Turlock Proposed 23-24 Budget
Fund 226 Traffic Tax**

G/L Account Number	Account Description	FY 21-22 Actual	FY 22-23 Amended Budget	FY 22-23 Actual YTD at 4/30/23	FY 23-24 Proposed Budget
Fund: 226 - Traffic Tax					
Department: 40 - Development Services					
Division: 427 - Traffic Tax					
REVENUES					
<i>IN - Interest Income</i>					
226-40-427.33000	Interest Income	0	0	0	200
<i>Account Classification Total: IN - Interest Income</i>		0	0	0	200
<i>CH - Charges for Services</i>					
226-40-427.35159	Traffic Signals & Controls	3,117	2,500	3,425	3,000
<i>Account Classification Total: CH - Charges for Services</i>		3,117	2,500	3,425	3,000
Division Total: 427 - Traffic Tax		3,117	2,500	3,425	3,200
Department Total: 40 - Development Services		3,117	2,500	3,425	3,200
REVENUES Total		3,117	2,500	3,425	3,200
EXPENSES					
<i>SU - Supplies and Maintenance</i>					
226-40-427.44001_136	Supplies Signs	5,850	6,000	5,764	6,000
<i>Account Classification Total: SU - Supplies and Maintenance</i>		5,850	6,000	5,764	6,000
<i>MI - Miscellaneous Expenses</i>					
226-40-427.47010	Bank Charges	3	100	0	0
<i>Account Classification Total: MI - Miscellaneous Expenses</i>		3	100	0	0
Division Total: 427 - Traffic Tax		5,853	6,100	5,764	6,000
Department Total: 40 - Development Services		5,853	6,100	5,764	6,000
EXPENSES Total		5,853	6,100	5,764	6,000
REVENUES		3,117	2,500	3,425	3,200
EXPENSES		5,853	6,100	5,764	6,000
Fund Total: 226 - Traffic Tax		(2,735)	(3,600)	(2,339)	(2,800)



CITY OF TURLOCK BUDGET FY 23-24

Fund 228 Park Development

PURPOSE

Park Development Fees are used to acquire land for park space and to construct parks consistent with the General Plan and the Master Park Plan.

PROGRAMS

- Acquire park property in newly developing areas.
- Develop new parks as residential development occurs.
- Upgrade parks in older areas that are impacted by infill development.

These programs are funded by development impacts fees that requires new residential development to fully mitigate its impacts on the City's park system.

GOALS AND OBJECTIVES

- To increase the total acreage of park land within the City as growth and development occurs, consistent with the General Plan and Parks Master Plan.
- To upgrade the amenities, facilities and equipment in existing City parks.
- To provide the citizens of Turlock with green parkland space with playground areas, picnic areas, trees, basketball courts, and other amenities that are well maintained, compliant with ADA requirements, and provide a place for both youth and adults to recreate.
- To enhance the quality of life in Turlock and ensure that new growth and development fully mitigates its impacts on park facilities and does not result in the overuse and deterioration of existing park facilities.

**City of Turlock Proposed 23-24 Budget
Fund 228 Park Development**

G/L Account Number	Account Description	FY 21-22 Actual	FY 22-23 Amended Budget	FY 22-23 Actual YTD at 4/30/23	FY 23-24 Proposed Budget
Fund: 228 - Park Development Tax					
Department: 60 - Parks					
Division: 606 - Neighborhood Parks					
REVENUES					
<i>IN - Interest Income</i>					
228-60-606.33000	Interest Income	14,692	16,400	(2,533)	41,600
228-60-606.33099	Market Valuation	(85,800)	0	0	0
<i>Account Classification Total: IN - Interest Income</i>		(71,108)	16,400	(2,533)	41,600
<i>CH - Charges for Services</i>					
228-60-606.35606	Development Fees	2,235	2,000	2,875	3,000
228-60-606.35617_001	Neighborhood Parks 5 Rotary Intl Park Land	9,767	0	5,514	6,000
228-60-606.35621_001	Neighborhood Parks 10-20 City Parks/Schl Parks Land	175,641	70,000	51,503	70,000
228-60-606.35621_002	Neighborhood Parks 10-20 City Parks/Schl Pk Improve	168,879	70,000	83,971	75,000
228-60-606.35623_001	Neighborhood Parks 23 Colorado Park Land	5,670	0	458	1,000
228-60-606.35623_002	Neighborhood Parks 23 Colorado Park Improvements	11,988	10,000	2,059	1,000
228-60-606.35625_001	Neighborhood Parks 25 Daubenberger/Brier Park Land	1,418	0	0	0
228-60-606.35625_002	Neighborhood Parks 25 Daubenberger/Brier Pk Improve	1,448	0	0	0
228-60-606.35630_001	Neighborhood Parks 22 Christoff N Pk(Ferreira) Land	0	5,000	0	0
228-60-606.35630_002	Neighborhood Parks 22 Christoff N Pk(Ferreira)Imprv	0	5,000	0	0
228-60-606.35635_002	Neighborhood Parks 32 Four Seasons Park Improvement	1,369	0	0	0
<i>Account Classification Total: CH - Charges for Services</i>		378,414	162,000	146,380	156,000
Division Total: 606 - Neighborhood Parks		307,306	178,400	143,847	197,600
Department Total: 60 - Parks		307,306	178,400	143,847	197,600
REVENUES Total		307,306	178,400	143,847	197,600
EXPENSES					
<i>CO - Contractual Services</i>					
228-60-606.43272_001	Reimburse Developers NP23 Colorado/Markley Park	963,649	0	0	0
228-60-606.43701	Park Master Plan	0	50,000	0	75,000
<i>Account Classification Total: CO - Contractual Services</i>		963,649	50,000	0	75,000
<i>SU - Supplies and Maintenance</i>					
228-60-606.44120	NP10-20 City/School Park Improvements	0	15,000	0	15,000
<i>Account Classification Total: SU - Supplies and Maintenance</i>		0	15,000	0	15,000
<i>MI - Miscellaneous Expenses</i>					
228-60-606.47010	Bank Charges	387	600	0	500
228-60-606.47600_002	Park Development NP23 Colorado/Markley Park	3,180	160,000	18,828	160,000
<i>Account Classification Total: MI - Miscellaneous Expenses</i>		3,567	160,600	18,828	160,500
<i>CA - Capital Outlay</i>					
228-60-606.51270	Construction Project	0	200,000	0	50,000
<i>Account Classification Total: CA - Capital Outlay</i>		0	200,000	0	50,000
Division Total: 606 - Neighborhood Parks		967,216	425,600	18,828	300,500
Department Total: 60 - Parks		967,216	425,600	18,828	300,500
EXPENSES Total		967,216	425,600	18,828	300,500
REVENUES		307,306	178,400	143,847	197,600
EXPENSES		967,216	425,600	18,828	300,500
Division Total: 606 - Neighborhood Parks		(659,910)	(247,200)	125,019	(102,900)

**City of Turlock Proposed 23-24 Budget
Fund 228 Park Development**

G/L Account Number	Account Description	FY 21-22 Actual	FY 22-23 Amended Budget	FY 22-23 Actual YTD at 4/30/23	FY 23-24 Proposed Budget
--------------------	---------------------	--------------------	-------------------------------	--------------------------------------	--------------------------------

Division: 608 - Community Parks

REVENUES

IN - Interest Income

228-60-608.33000	Interest Income	7,335	8,200	(1,265)	5,700
<i>Account Classification Total: IN - Interest Income</i>		7,335	8,200	(1,265)	5,700

CH - Charges for Services

228-60-608.35608_001	Community Parks 1 Pedretti Park Land	3,256	0	1,838	2,000
228-60-608.35611_001	Community Parks 4 Regional Sports Complex Land	13,348	5,000	0	5,000
228-60-608.35612_001	Community Parks 5 Northeast Comm Park Land	45,199	25,000	16,690	25,000
228-60-608.35612_002	Community Parks 5 Northeast Comm Park Improve	47,059	25,000	18,018	25,000
228-60-608.35613_001	Community Parks 6 Southeast Comm Park Land	0	5,000	0	0
228-60-608.35613_002	Community Parks 6 Southeast Comm Park Improve	0	5,000	0	0
228-60-608.35614_001	Community Parks 7 Columbia Comm Park Land	1,890	1,000	1,016	1,000
228-60-608.35614_002	Community Parks 7 Columbia Park Improve	1,744	1,000	9,182	1,000

Account Classification Total: CH - Charges for Services 112,495 67,000 46,744 59,000

Division Total: 608 - Community Parks 119,830 75,200 45,480 64,700

Department Total: 60 - Parks 119,830 75,200 45,480 64,700

REVENUES Total 119,830 75,200 45,480 64,700

EXPENSES

CO - Contractual Services

228-60-608.43701	Park Master Plan	0	20,000	0	35,000
<i>Account Classification Total: CO - Contractual Services</i>		0	20,000	0	35,000

MI - Miscellaneous Expenses

228-60-608.47010	Bank Charges	192	300	0	100
<i>Account Classification Total: MI - Miscellaneous Expenses</i>		192	300	0	100

CA - Capital Outlay

228-60-608.51270	Construction Project	0	20,000	0	20,000
<i>Account Classification Total: CA - Capital Outlay</i>		0	20,000	0	20,000

Division Total: 608 - Community Parks 192 40,300 0 55,100

Department Total: 60 - Parks 192 40,300 0 55,100

EXPENSES Total 192 40,300 0 55,100

REVENUES 119,830 75,200 45,480 64,700

EXPENSES 192 40,300 0 55,100

Division Total: 608 - Community Parks 119,638 34,900 45,480 9,600

Division: 610 - Regional Sports Complex Dev

REVENUES

CH - Charges for Services

228-60-610.35611_002	Community Parks 4 Reg Sports Complex Improvement	12,303	0	461	1,000
<i>Account Classification Total: CH - Charges for Services</i>		12,303	0	461	1,000

Division Total: 610 - Regional Sports Complex Dev 12,303 0 461 1,000

Department Total: 60 - Parks 12,303 0 461 1,000

REVENUES Total 12,303 0 461 1,000

**City of Turlock Proposed 23-24 Budget
Fund 228 Park Development**

G/L Account Number	Account Description	FY 21-22 Actual	FY 22-23 Amended Budget	FY 22-23 Actual YTD at 4/30/23	FY 23-24 Proposed Budget
	REVENUES	12,303	0	461	1,000
	EXPENSES				
	Division Total: 610 - Regional Sports Complex Dev	12,303	0	461	1,000
Fund Total: 228 - Park Development					
	REVENUES	439,439	253,600	189,787	263,300
	EXPENSES	967,408	465,900	18,828	355,600
	Fund Total: 228 - Park Development	(527,969)	(212,300)	170,959	(92,300)



CITY OF TURLOCK BUDGET FY 23-24

Fund 229 Air Quality Improvement Fee

PURPOSE

The purpose of this fund is to provide a revenue stream from the Northwest Triangle Specific Plan development community for the construction of public infrastructure intended to mitigate air quality impacts.

PROGRAMS

This program collects fees from developers at the time of parcel and subdivision map application and building permit issuance based on the proposed development in accordance with the Municipal Code. Funding is used for the construction of improvements that target pedestrian and bicycle uses within and to the Monte Vista Crossings Shopping Center.

GOALS AND OBJECTIVES

- Provide funding for the installation of pedestrian and bicycle improvements.

**City of Turlock Proposed 23-24 Budget
Fund 229 Air Quality Improvement**

G/L Account Number	Account Description	FY 21-22 Actual	FY 22-23 Amended Budget	FY 22-23 Actual YTD at 4/30/23	FY 23-24 Proposed Budget
Fund: 229 - Air Quality Improvement					
Department: 40 - Development Services					
Division: 429 - Air Quality Improvement					
REVENUES					
<i>IN - Interest Income</i>					
229-40-429.33000	Interest Income	955	1,100	(175)	2,100
<i>Account Classification Total: IN - Interest Income</i>		955	1,100	(175)	2,100
Division Total: 429 - Air Quality Improvement		955	1,100	(175)	2,100
Department Total: 40 - Development Services		955	1,100	(175)	2,100
REVENUES Total		955	1,100	(175)	2,100
REVENUES		955	1,100	(175)	2,100
EXPENSES					
Fund Total: 229 - Air Quality Improvement		955	1,100	(175)	2,100



CITY OF TURLOCK BUDGET FY 23-24

Fund 230 Northwest Triangle Specific Plan Area Fees

PURPOSE

The purpose of this fund is to provide a revenue stream from the development community within the Northwest Triangle Specific Plan area for the construction of public infrastructure intended to mitigate Sewer and Water impacts.

PROGRAMS

This program collects fees from developers at the time of building permit issuance and is intended to mitigate the impacts associated with growth within the Northwest Triangle Specific Plan (NWTSP) area. Specifically, this fee has two main components. The sewer component provides for necessary improvements for the full build out of the NWTSP. The water component provides for necessary improvements for the full build out of the NWTSP. All the public facilities were master planned and a fee was assessed to the NWTSP area based on business use and zoning.

**City of Turlock Proposed 23-24 Budget
Fund 230 NW Triangle Specific Plan**

G/L Account Number	Account Description	FY 21-22 Actual	FY 22-23 Amended Budget	FY 22-23 Actual YTD at 4/30/23	FY 23-24 Proposed Budget
Fund: 230 - NW Triangle Specific Plan					
Department: 40 - Development Services					
Division: 456 - Sewer					
REVENUES					
<i>IN - Interest Income</i>					
230-40-456.33223_000	Interest Income-Sewer General	1,162	1,200	(219)	2,400
<i>Account Classification Total: IN - Interest Income</i>		1,162	1,200	(219)	2,400
<i>CH - Charges for Services</i>					
230-40-456.35164	Plan Area Fee	1,500	500	282	500
<i>Account Classification Total: CH - Charges for Services</i>		1,500	500	282	500
Division Total: 456 - Sewer		2,663	1,700	63	2,900
Department Total: 40 - Development Services		2,663	1,700	63	2,900
REVENUES Total		2,663	1,700	63	2,900
EXPENSES					
<i>MI - Miscellaneous Expenses</i>					
230-40-456.47010	Bank Charges	64	100	0	0
<i>Account Classification Total: MI - Miscellaneous Expenses</i>		64	100	0	0
<i>TO - Transfers Out</i>					
230-40-456.48001_343	Transfers Out Tr to F412 & F421-P#20-013	0	202,290	202,290	0
<i>Account Classification Total: TO - Transfers Out</i>		0	202,290	202,290	0
Division Total: 456 - Sewer		64	202,390	202,290	0
Department Total: 40 - Development Services		64	202,390	202,290	0
EXPENSES Total		64	202,390	202,290	0
REVENUES		2,663	1,700	63	2,900
EXPENSES		64	202,390	202,290	0
Fund Total: 230 - NW Triangle Specific Plan		2,599	(200,690)	(202,227)	2,900

Division: 458 - Water					
REVENUES					
<i>IN - Interest Income</i>					
230-40-458.33226_003	Interest Income-Water NWTSP	1,442	1,500	(269)	3,500
<i>Account Classification Total: IN - Interest Income</i>		1,442	1,500	(269)	3,500
<i>CH - Charges for Services</i>					
230-40-458.35164	Plan Area Fee	49,446	7,500	9,187	7,500
<i>Account Classification Total: CH - Charges for Services</i>		49,446	7,500	9,187	7,500
Division Total: 458 - Water		50,888	9,000	8,918	11,000
Department Total: 40 - Development Services		50,888	9,000	8,918	11,000
REVENUES Total		50,888	9,000	8,918	11,000
EXPENSES					
<i>MI - Miscellaneous Expenses</i>					
230-40-458.47010	Bank Charges	0	0	0	100
<i>Account Classification Total: MI - Miscellaneous Expenses</i>		0	0	0	100
<i>TO - Transfers Out</i>					
230-40-458.48001_343	Transfers Out To F412 & F421-P#20-013	0	225,000	49,040	0
<i>Account Classification Total: TO - Transfers Out</i>		0	225,000	49,040	0
Division Total: 458 - Water		0	225,000	49,040	100
Department Total: 40 - Development Services		0	225,000	49,040	100
EXPENSES Total		0	225,000	49,040	100

**City of Turlock Proposed 23-24 Budget
Fund 230 NW Triangle Specific Plan**

G/L Account Number	Account Description	FY 21-22 Actual	FY 22-23 Amended Budget	FY 22-23 Actual YTD at 4/30/23	FY 23-24 Proposed Budget
	REVENUES	50,888	9,000	8,918	11,000
	EXPENSES	0	225,000	49,040	100
	Fund Total: 230 - NW Triangle Specific Plan	50,888	(216,000)	(40,122)	10,900

Division: 460 - Admin

REVENUES

CH - Charges for Services

230-40-460.35164	Plan Area Fee	1,528	1,000	284	1,000
------------------	---------------	-------	-------	-----	-------

<i>Account Classification Total: CH - Charges for Services</i>		1,528	1,000	284	1,000
--	--	-------	-------	-----	-------

Division Total: 460 - Admin		1,528	1,000	284	1,000
------------------------------------	--	-------	-------	-----	-------

Department Total: 40 - Development Services		1,528	1,000	284	1,000
--	--	-------	-------	-----	-------

REVENUES Total		1,528	1,000	284	1,000
----------------	--	-------	-------	-----	-------

EXPENSES

CO - Contractual Services

230-40-460.43030	City Engineering Services	0	200	0	200
------------------	---------------------------	---	-----	---	-----

230-40-460.43169	Reporting	0	1,300	982	1,250
------------------	-----------	---	-------	-----	-------

<i>Account Classification Total: CO - Contractual Services</i>		0	1,500	982	1,450
--	--	---	-------	-----	-------

Division Total: 460 - Admin		0	1,500	982	1,450
------------------------------------	--	---	-------	-----	-------

Department Total: 40 - Development Services		0	1,500	982	1,450
--	--	---	-------	-----	-------

EXPENSES Total		0	1,500	982	1,450
----------------	--	---	-------	-----	-------

REVENUES		1,528	1,000	284	1,000
----------	--	-------	-------	-----	-------

EXPENSES		0	1,500	982	1,450
----------	--	---	-------	-----	-------

Fund Total: 230 - NW Triangle Specific Plan		1,528	(500)	(698)	(450)
--	--	-------	-------	-------	-------

Fund Total: 230 - NW Triangle Specific Plan

REVENUES		55,079	11,700	9,265	14,900
----------	--	--------	--------	-------	--------

EXPENSES		64	428,890	252,312	1,550
----------	--	----	---------	---------	-------

Fund Total: 230 - NW Triangle Specific Plan		55,015	(417,190)	(243,047)	13,350
--	--	--------	-----------	-----------	--------



CITY OF TURLOCK BUDGET FY 23-24

Fund 245 Development Benefit Assessment

PURPOSE

The purpose of this fund is to provide a revenue stream from the development community for improvements that are necessary for the build-out of an area of town when the improvements are not part of a city wide, specific plan or master plan fee program.

PROGRAMS

This program collects fees from developers at the time of building permit issuance or map application to cover costs associated with needed improvements within a small radius of the proposed area. Staff determines the need for the improvement and sets up a district to pay for the improvement on a gross acre basis. Examples of this program are the installation of a traffic signal, sewer lift station or storm pond, each of which are not part of an existing fee program.

GOALS AND OBJECTIVES

- Reimburse developers for installed improvements as funds come available.
- Review development and create new districts if needed.

**City of Turlock Proposed 23-24 Budget
Fund 245 Development Benefit**

G/L Account Number	Account Description	FY 21-22 Actual	FY 22-23 Amended Budget	FY 22-23 Actual YTD at 4/30/23	FY 23-24 Proposed Budget
Fund: 245 - Development Benefit					
Department: 40 - Development Services					
Division: 431 - Benefit Assessment					
REVENUES					
<i>IN - Interest Income</i>					
245-40-431.33000	Interest Income	3,232	3,500	(591)	7,000
<i>Account Classification Total: IN - Interest Income</i>		3,232	3,500	(591)	7,000
Division Total: 431 - Benefit Assessment		3,232	3,500	(591)	7,000
Department Total: 40 - Development Services		3,232	3,500	(591)	7,000
REVENUES Total		3,232	3,500	(591)	7,000
REVENUES		3,232	3,500	(591)	7,000
EXPENSES					
Fund Total: 245 - Development Benefit		3,232	3,500	(591)	7,000



CITY OF TURLOCK BUDGET FY 23-24

Fund 246 Landscape Assessment District Maintenance

PURPOSE

The Public Works Maintenance Division maintains public landscaping that provides a special benefit to certain parcels within the City. Maintenance is provided within the budgetary parameters provided. Maintenance is funded by a supplemental assessment on a property owner's property tax bill. Also included in this budget are district lighting, storm basin improvements and slurry sealing of roadways. The establishment and operation of assessment districts are governed by state law.

GOALS AND OBJECTIVES

- Provide service levels based on the assessment received for each district.
- Provide safe and attractively maintained landscaped areas.
- Effectively manage watering restrictions within the assessment districts and monitor impacts to prevent the loss of trees.
- Routinely slurry seal districts to prolong the lifespan of those roadways.
- Maintain street lights in those districts that contain those improvements.

**City of Turlock Proposed 23-24 Budget
Fund 246 Landscape Assessment**

G/L Account Number	Account Description	FY 21-22 Actual	FY 22-23 Amended Budget	FY 22-23 Actual YTD at 4/30/23	FY 23-24 Proposed Budget
Fund: 246 - Landscape Assessment					
Department: 00 - Non-Departmental					
Division: 000 - Non-Departmental					
REVENUES					
<i>TX - Taxes</i>					
246-00-000.30070_001	LMD Assessments Olive Grove/District 796	2,437	2,464	1,447	2,464
246-00-000.30070_002	LMD Assessments North Olive Estates 3 & 4	1,123	1,124	630	1,123
246-00-000.30070_003	LMD Assessments West Main/Walnut	314	314	0	314
246-00-000.30070_004	LMD Assessments Monte Vista Manor	2,077	2,078	1,040	2,077
246-00-000.30070_005	LMD Assessments Hollis Manor	529	529	299	529
246-00-000.30070_006	LMD Assessments North Berkeley	748	777	463	777
246-00-000.30070_007	LMD Assessments Vasconcellos Estates	54	57	33	57
246-00-000.30070_008	LMD Assessments Chakkar Estates 2	869	866	459	866
246-00-000.30070_009	LMD Assessments Champagne Estates	1,854	1,865	1,161	1,865
246-00-000.30070_010	LMD Assessments Eastbrook Estates	423	445	250	445
246-00-000.30070_011	LMD Assessments Oak Park	681	682	419	681
246-00-000.30070_012	LMD Assessments Villa Wood	85	90	45	89
246-00-000.30070_013	LMD Assessments Pineridge Place	146	146	92	146
246-00-000.30070_014	LMD Assessments Tuolumne East	419	420	234	419
246-00-000.30070_015	LMD Assessments Summerfaire	2,568	2,615	1,454	2,615
246-00-000.30070_016	LMD Assessments Anderson Estates	464	497	273	497
246-00-000.30070_018	LMD Assessments Bristol Park	3,652	3,633	2,074	3,632
246-00-000.30070_019	LMD Assessments Campus Park 1, 2 & 3	10,744	10,256	6,059	10,256
246-00-000.30070_020	LMD Assessments Berkeley Woods	206	213	119	212
246-00-000.30070_021	LMD Assessments Stonridge	335	168	85	168
246-00-000.30070_022	LMD Assessments Rolling Hills	6,343	6,344	3,621	6,343
246-00-000.30070_023	LMD Assessments Alpine	1,625	1,626	977	1,625
246-00-000.30070_024	LMD Assessments Old Vineyard	4,136	4,154	2,249	4,154
246-00-000.30070_025	LMD Assessments Arbor 10	637	637	379	637
246-00-000.30070_026	LMD Assessments Walnut Acres 2	181	182	144	181
246-00-000.30070_027	LMD Assessments Silverado Heights	205	205	125	205
246-00-000.30070_028	LMD Assessments Northview Meadows 2	5,205	5,202	2,836	5,201
246-00-000.30070_029	LMD Assessments Heartland Estates 1 & 2	6,674	6,675	3,623	6,674
246-00-000.30070_030	LMD Assessments Royal Oaks	2,861	2,881	1,605	2,881
246-00-000.30070_031	LMD Assessments Centennial Place 2	3,703	3,703	1,922	3,703
246-00-000.30070_032	LMD Assessments Elizabeth CT	1,571	1,412	707	1,412
246-00-000.30070_033	LMD Assessments Oleander Gardens	326	346	212	345
246-00-000.30070_034	LMD Assessments Christel Estates	310	285	165	284
246-00-000.30070_035	LMD Assessments Venture Park	1,119	1,120	897	1,119
246-00-000.30070_036	LMD Assessments McDonald Manor	1,124	1,151	604	1,150
246-00-000.30070_037	LMD Assessments Forest Oak Estates	997	998	375	997
246-00-000.30070_038	LMD Assessments Added Space Commercial	1,891	2,044	1,419	1,891
246-00-000.30070_039	LMD Assessments Linwood Estates 1 & 2	2,429	2,357	1,379	2,357
246-00-000.30070_040	LMD Assessments Thorsen Estates	524	525	263	524
246-00-000.30070_041	LMD Assessments Countryside Plaza	8,234	8,457	3,785	8,456
246-00-000.30070_042	LMD Assessments Kirkwood Estates	2,307	2,307	973	2,307
246-00-000.30070_043	LMD Assessments Pleasant Valley Estates	4,807	4,807	2,515	4,807
246-00-000.30070_044	LMD Assessments Sonden/Denny's/Jack in the Box	1,694	1,830	636	1,694
246-00-000.30070_045	LMD Assessments Kensington Estates	1,723	1,724	864	1,723
246-00-000.30070_046	LMD Assessments Sun Ridge South	17,842	16,741	9,451	16,741

**City of Turlock Proposed 23-24 Budget
Fund 246 Landscape Assessment**

G/L Account Number	Account Description	FY 21-22 Actual	FY 22-23 Amended Budget	FY 22-23 Actual YTD at 4/30/23	FY 23-24 Proposed Budget
246-00-000.30070_047	LMD Assessments Linwood Estates 3	2,748	2,748	1,510	2,748
246-00-000.30070_048	LMD Assessments Legends 1 & 2	2,475	2,500	1,626	2,499
246-00-000.30070_049	LMD Assessments Swanpark	1,813	1,813	998	1,813
246-00-000.30070_050	LMD Assessments Wyndfaire Estates	57,257	61,864	34,796	66,945
246-00-000.30070_051	LMD Assessments Northview Meadows 3	12,064	12,194	6,626	12,194
246-00-000.30070_052	LMD Assessments Pinecrest	4,867	4,973	2,810	4,602
246-00-000.30070_053	LMD Assessments Lewis Street Manor	955	955	585	955
246-00-000.30070_054	LMD Assessments Legends 3	7,890	7,890	4,272	7,890
246-00-000.30070_055	LMD Assessments Legends 4	17,078	18,452	9,858	19,560
246-00-000.30070_056	LMD Assessments Turlock Auto Plaza	9,060	9,789	3,172	9,060
246-00-000.30070_057	LMD Assessments Northern Sunrise Estates 1	4,475	4,475	2,601	4,475
246-00-000.30070_058	LMD Assessments Monte Vista Village	27,377	30,184	19,145	32,657
246-00-000.30070_059	LMD Assessments Pinecrest 3	837	837	419	837
246-00-000.30070_060	LMD Assessments Monte Vista Estates	28,256	31,161	17,728	33,259
246-00-000.30070_061	LMD Assessments Northern Sunrise Estates 2	6,203	6,270	3,741	6,270
246-00-000.30070_062	LMD Assessments Gerald Court Estates	2,672	2,887	2,192	3,114
246-00-000.30070_063	LMD Assessments Pinecrest 2	7,079	7,187	4,137	7,186
246-00-000.30070_064	LMD Assessments Traditions 1	14,965	16,169	9,305	17,489
246-00-000.30070_065	LMD Assessments Promenade	12,865	13,901	7,778	15,034
246-00-000.30070_066	LMD Assessments Countryside Estates	10,409	11,247	6,968	12,163
246-00-000.30070_067	LMD Assessments Gemstone Estates	19,062	20,838	11,103	22,542
246-00-000.30070_068	LMD Assessments Ferreira Ranch 1	46,363	46,117	26,916	49,903
246-00-000.30070_069	LMD Assessments Northern Sunrise Estate 2-A	1,675	1,675	922	1,675
246-00-000.30070_070	LMD Assessments Delta National Bank	2,333	2,522	1,338	2,718
246-00-000.30070_071	LMD Assessments Traditions 2	9,386	10,372	6,017	11,215
246-00-000.30070_072	LMD Assessments Northern Sunrise Estates 3	7,181	7,181	3,857	7,181
246-00-000.30070_073	LMD Assessments Ferreira Ranch 2	49,033	53,581	31,762	57,979
246-00-000.30070_074	LMD Assessments Countryside Estates 2	17,473	18,879	10,059	20,422
246-00-000.30070_075	LMD Assessments Traditions 3	15,175	16,594	9,683	17,949
246-00-000.30070_076	LMD Assessments Northern Sunrise Estates 4	5,684	5,685	3,241	5,684
246-00-000.30070_077	LMD Assessments Arlinda Estates	1,795	1,940	1,132	2,089
246-00-000.30070_078	LMD Assessments Ferreira Ranch 3	41,343	44,608	25,074	48,269
246-00-000.30070_079	LMD Assessments Monte Vista Crossings	54,490	58,875	18,043	63,709
246-00-000.30070_080	LMD Assessments Countryside Estates 3	23,004	25,493	14,941	27,580
246-00-000.30070_081	LMD Assessments L & M Industrial Park	4,784	5,170	3,500	5,584
246-00-000.30070_082	LMD Assessments Sterling Oaks 1	10,231	11,055	6,508	11,953
246-00-000.30070_083	LMD Assessments Legends 6	19,654	20,963	11,688	22,677
246-00-000.30070_084	LMD Assessments Baptista Estates 1	34,251	36,660	22,258	39,664
246-00-000.30070_085	LMD Assessments Ferreira Ranch 4	32,957	32,126	17,961	34,759
246-00-000.30070_086	LMD Assessments Baptista Estates 2	18,649	20,149	11,729	21,797
246-00-000.30070_087	LMD Assessments Sterling Oaks 2	17,335	18,730	9,752	20,260
246-00-000.30070_088	LMD Assessments Forest Oak Estates 2	2,085	2,253	1,196	2,428
246-00-000.30070_089	LMD Assessments Rhodes Estates	2,410	2,604	1,798	2,807
246-00-000.30070_090	LMD Assessments PM9707 Kennedy/King-Blue Diamond	37,419	40,430	23,378	43,747
246-00-000.30070_091	LMD Assessments Hervey Estates	32,672	35,301	19,501	38,194
246-00-000.30070_092	LMD Assessments Autumn Brook	20,150	21,771	12,327	23,552
246-00-000.30070_093	LMD Assessments Ferreira Ranch 5	17,968	19,414	11,560	21,001
246-00-000.30070_094	LMD Assessments PM 01-01 Tamimi	3,351	3,621	2,463	3,908

**City of Turlock Proposed 23-24 Budget
Fund 246 Landscape Assessment**

G/L Account Number	Account Description	FY 21-22 Actual	FY 22-23 Amended Budget	FY 22-23 Actual YTD at 4/30/23	FY 23-24 Proposed Budget
246-00-000.30070_095	LMD Assessments Countryside Estates 4	24,385	26,921	15,565	29,125
246-00-000.30070_096	LMD Assessments Winter Haven 1	20,929	22,613	13,284	24,464
246-00-000.30070_097	LMD Assessments Campus Vista	4,121	4,453	2,484	4,808
246-00-000.30070_098	LMD Assessments Winter Haven 2	23,000	23,499	12,521	25,422
246-00-000.30070_099	LMD Assessments PM 00-03/Sondeno- Starkweather	9,936	10,736	4,536	11,608
246-00-000.30070_100	LMD Assessments Monte Vista Crossings North	41,391	44,721	13,933	48,391
246-00-000.30070_101	LMD Assessments Makoor Estates	836	903	445	966
246-00-000.30070_102	LMD Assessments Ormi	7,823	8,453	3,599	9,137
246-00-000.30070_103	LMD Assessments Rose Cottages	16,093	17,388	10,122	18,808
246-00-000.30070_104	LMD Assessments Lauren Estates	6,121	6,614	3,522	7,148
246-00-000.30070_105	LMD Assessments Heirlooms	5,827	6,132	3,656	6,626
246-00-000.30070_106	LMD Assessments Dewar Estates 1	491	531	347	564
246-00-000.30070_107	LMD Assessments Autumn Brook 2	5,068	5,476	3,068	5,915
246-00-000.30070_108	LMD Assessments Rose Cottages 2	14,858	16,014	7,747	17,322
246-00-000.30070_109	LMD Assessments Traditions 4 & 5	53,331	56,898	32,651	61,571
246-00-000.30070_110	LMD Assessments Claremont Meadows 1 & 2	94,839	102,964	58,564	111,429
246-00-000.30070_111	LMD Assessments Legends 7	26,539	28,675	15,816	31,023
246-00-000.30070_112	LMD Assessments Lauren Estates 2	2,412	2,606	1,510	2,809
246-00-000.30070_113	LMD Assessments Huntington Estates 1	23,770	25,175	16,892	27,235
246-00-000.30070_114	LMD Assessments Sterling Oaks 4	79,196	86,158	48,427	93,237
246-00-000.30070_115	LMD Assessments Festival 1	11,496	12,163	6,599	13,152
246-00-000.30070_116	LMD Assessments Heirlooms 2	12,225	13,209	8,238	14,284
246-00-000.30070_117	LMD Assessments Rose Walk 1	51,959	52,457	29,747	56,765
246-00-000.30070_118	LMD Assessments Dewar Estates 2	561	607	424	645
246-00-000.30070_119	LMD Assessments Pereira 1 & 2	184,831	199,701	115,407	216,130
246-00-000.30070_120	LMD Assessments Rose Cottages 3	9,804	10,594	5,778	11,455
246-00-000.30070_121	LMD Assessments Turlock Multi Family	430	465	488	492
246-00-000.30070_122	LMD Assessments Cedarcrest 1	799	864	455	924
246-00-000.30070_123	LMD Assessments Bandera	92,048	99,929	56,802	108,141
246-00-000.30070_124	LMD Assessments Danielle Estates	15,761	17,029	9,680	18,420
246-00-000.30070_125	LMD Assessments Glenwood Park	39,744	43,181	25,285	46,724
246-00-000.30070_126	LMD Assessments Mooneyham Estates	6,145	6,640	3,534	7,175
246-00-000.30070_127	LMD Assessments Rose Walk 2, 3 & 4	205,928	222,995	119,907	241,338
246-00-000.30070_128	LMD Assessments Southern Belle Estates	9,316	9,818	6,138	10,615
246-00-000.30070_129	LMD Assessments Johnson Subdivision	8,266	8,932	6,538	9,656
246-00-000.30070_130	LMD Assessments Sterling Oaks 5	70,049	76,565	45,491	82,856
246-00-000.30070_131	LMD Assessments Dewar Estates 3	2,914	3,149	1,978	3,397
246-00-000.30070_132	LMD Assessments Heirlooms 3	6,441	6,960	3,573	7,521
246-00-000.30070_133	LMD Assessments Huntington Estates 2	20,884	22,289	14,150	24,112
246-00-000.30070_134	LMD Assessments Balboa Park	10,471	11,115	6,518	12,019
246-00-000.30070_135	LMD Assessments Rose Walk 5	12,874	13,910	7,412	15,044
246-00-000.30070_136	LMD Assessments Gabrielle Estates	15,180	16,379	10,274	17,715
246-00-000.30070_137	LMD Assessments Lauren Estates 3 & 4	11,612	12,547	7,243	13,569
246-00-000.30070_138	LMD Assessments Sterling Oaks 6	89,288	96,471	50,722	104,400
246-00-000.30070_139	LMD Assessments Freitas Busi Park/Montana AveInd	3,823	4,131	2,510	4,460
246-00-000.30070_141	LMD Assessments Bandera 2	21,923	23,687	14,795	25,625
246-00-000.30070_142	LMD Assessments Lewis Terrace	578	625	469	665
246-00-000.30070_143	LMD Assessments Ashley Estates	1,071	1,157	612	1,241
246-00-000.30070_144	LMD Assessments Cedarcrest 2	1,111	1,200	211	1,128

**City of Turlock Proposed 23-24 Budget
Fund 246 Landscape Assessment**

G/L Account Number	Account Description	FY 21-22 Actual	FY 22-23 Amended Budget	FY 22-23 Actual YTD at 4/30/23	FY 23-24 Proposed Budget
246-00-000.30070_145	LMD Assessments Pereira 3	19,402	20,963	11,168	22,678
246-00-000.30070_146	LMD Assessments Tiffany Park	6,913	6,971	3,711	7,533
246-00-000.30070_147	LMD Assessments PM 04-09 William Gwin	5,427	5,864	3,120	6,336
246-00-000.30070_148	LMD Assessments Kandola Estates	1,455	1,573	1,166	1,691
246-00-000.30070_149	LMD Assessments Apple Lane Estates	5,770	6,234	4,223	6,737
246-00-000.30070_150	LMD Assessments Danielle Estates 2	14,343	15,497	8,616	16,761
246-00-000.30070_151	LMD Assessments Amberwood	4,784	5,567	2,962	6,014
246-00-000.30070_152	LMD Assessments Voumard 1-Rose Classics	62,900	67,961	37,625	73,545
246-00-000.30070_153	LMD Assessments PM 04-05 Valley Ventures	5,283	5,709	3,036	6,167
246-00-000.30070_154	LMD Assessments Legends North 1	26,550	28,687	16,672	26,964
246-00-000.30070_155	LMD Assessments Milestone	86,059	84,092	48,765	91,003
246-00-000.30070_156	LMD Assessments Calista Estates	3,955	4,274	2,273	4,614
246-00-000.30070_157	LMD Assessments Voumard 2-The Estates	46,923	50,699	29,934	54,860
246-00-000.30070_158	LMD Assessments Ventana	70,312	76,700	42,432	83,000
246-00-000.30070_159	LMD Assessments College Plaza	10,626	11,725	5,802	12,679
246-00-000.30070_161	LMD Assessments Cimarron 1 (Bright NEMP 1)	67,444	72,300	43,552	78,240
246-00-000.30070_162	LMD Assessments Cimarron 2	24,960	26,968	13,021	29,178
246-00-000.30070_163	LMD Assessments De La Motte (Palermo)	68,533	73,580	76,309	79,628
246-00-000.30070_164	LMD Assessments Legends North 2	92,706	100,164	55,189	108,398
246-00-000.30070_165	LMD Assessments Colorado Springs	8,085	8,736	6,439	9,443
246-00-000.30070_166	LMD Assessments Turlock 99 Business Park	9,398	10,154	7,275	10,979
246-00-000.30070_167	LMD Assessments Vermont Villas	265	1,157	398	1,241
246-00-000.30070_168	LMD Assessments Liberty Industrial Park	12,509	13,515	10,804	14,617
246-00-000.30070_169	LMD Assessments Asoofi Subdivision	20,591	22,248	15,637	24,068
246-00-000.30070_170	LMD Assessments Northlock Industrial Park	17,926	19,368	9,183	20,951
246-00-000.30070_171	LMD Assessments Turlock Village	14,187	15,329	9,420	16,568
246-00-000.30070_172	LMD Assessments PM 05-03 Byung	855	924	0	989
246-00-000.30070_173	LMD Assessments PM 05-07 Hawkeye Shopping Center	7,178	7,756	0	8,383
246-00-000.30070_174	LMD Assessments PM 05-09 Lewis	1,428	1,544	817	1,660
246-00-000.30070_175	LMD Assessments Diane Business Park	7,009	7,573	6,097	8,187
246-00-000.30070_176	LMD Assessments J & R Investments	11,372	12,287	9,738	13,289
246-00-000.30070_177	LMD Assessments Montana Estates	10,160	10,978	11,693	11,871
246-00-000.30070_178	LMD Assessments Summerfield	59,027	63,776	33,562	69,017
246-00-000.30070_179	LMD Assessments Turlock Park Villas	28,490	21,697	4,786	23,461
246-00-000.30070_181	LMD Assessments Health & Wellness Center	3,174	3,430	1,822	3,701
246-00-000.30070_182	LMD Assessments Legends North 4	14,797	15,988	7,058	17,349
246-00-000.30070_183	LMD Assessments Villagio	66,226	71,554	42,133	77,432
246-00-000.30070_184	LMD Assessments Del's Lane Townhomes	2,247	2,745	1,291	2,959
246-00-000.30070_185	LMD Assessments Sierra Oaks Apartments	10,517	11,363	6,049	12,287
246-00-000.30070_186	LMD Assessments PM 05-12 Heritage	20,676	20,999	12,836	22,717
246-00-000.30070_188	LMD Assessments PM 07-06 Kevin Berger	3,391	3,664	2,860	3,954
246-00-000.30070_194	LMD Assessments PM 05-01 Emanuel	1,854	2,003	1,062	2,157
246-00-000.30070_196	LMD Assessments Legends North 3	0	0	46,911	0
246-00-000.30070_200	LMD Assessments Enterprise Park	19,838	21,435	22,835	23,190
246-00-000.30070_202	LMD Assessments Fairbanks Ranch	(166,280)	0	269,944	205,846
246-00-000.30070_203	LMD Assessments Cottage Park	24,569	26,546	17,815	28,719
246-00-000.30070_204	LMD Assessments Les Chateaux (3007 E Tuolumne)	0	0	126,669	0

**City of Turlock Proposed 23-24 Budget
Fund 246 Landscape Assessment**

G/L Account Number	Account Description	FY 21-22 Actual	FY 22-23 Amended Budget	FY 22-23 Actual YTD at 4/30/23	FY 23-24 Proposed Budget
246-00-000.30070_208	LMD Assessments U.S. Cold Storage (#0857)	12,118	13,094	6,972	14,160
246-00-000.30070_210	LMD Assessments Avena Bella(11-32,500 W. Linwood	2,149	2,322	1,232	2,502
246-00-000.30070_211	LMD Assessments Blue Diamond (Project 12-21)	12,128	13,104	6,977	14,171
246-00-000.30070_212	LMD Assessments PM 12-01 Moline	1,008	1,089	575	1,168
246-00-000.30070_213	LMD Assessments PM 13-01 Sutter Gould	21,355	23,074	12,290	24,962
246-00-000.30070_214	LMD Assessments Hilmar Cheese	13,150	14,208	7,566	13,355
246-00-000.30070_215	LMD Assessments Taco Bell (N GSB)	8,322	8,991	0	9,720
246-00-000.30070_216	LMD Assessments Dust Bowl Brewery	10,145	10,962	5,836	11,853
246-00-000.30070_217	LMD Assessments Valley Milk	15,717	16,981	9,043	18,368
246-00-000.30070_218	LMD Assessments Fulkerth Chevron	6,570	7,099	3,778	7,672
246-00-000.30070_219	LMD Assessments Turlock Walnut Co	5,718	6,179	3,287	6,676
246-00-000.30070_220	LMD Assessments The Classics	9,232	9,976	4,402	10,514
246-00-000.30070_221	LMD Assessments Potters Landing (205 E. Hawkeye)	9,615	5,029	595	5,432
246-00-000.30070_223	LMD Assessments Monte Verde (2531 W. Tuolumne)	69,953	75,164	39,683	81,341
246-00-000.30070_226	LMD Assessments PM 14-02 (Doo)	862	931	491	997
246-00-000.30070_227	LMD Assessments PM 17-02-2530 W Tuolumne-Tur Cor	7,393	7,988	4,251	8,634
246-00-000.30070_228	LMD Assessments PM 17-03-100 Pedras-Rod Scott	1,627	1,758	931	1,891
246-00-000.30070_229	LMD Assessments PM 17-04-2213 Dels Ln-Chen Chuan	139	151	79	640
246-00-000.30070_230	LMD Assessments PM 17-05-680 D St	2,365	3,565	822	3,847
246-00-000.30070_231	LMD Assessments Superstore-Spengler & Kilroy	22,738	24,568	13,086	26,579
246-00-000.30070_232	LMD Assessments PM 18-01 Nazmi	994	1,075	567	1,152
246-00-000.30070_233	LMD Assessments PM 19-01 Warrior Plaza	8,933	9,652	6,817	9,964
246-00-000.30070_234	LMD Assessments SM 19-01 FQC-1347 N Palm	0	0	0	2,248
246-00-000.30070_235	LMD Assessments Jessica House APN#071-001-011	0	0	2,524	5,126
246-00-000.30070_236	LMD Assessments PM 18-02 Castle	418	452	353	478
246-00-000.30070_237	LMD Assessments PM 20-03 Turlock Dental Care	0	0	1,479	3,004
246-00-000.30070_238	LMD Assessments Fifth Street Community	4,628	0	0	0
246-00-000.30070_240	LMD Assessments Turlock Self Storage	0	0	2,131	0
246-00-000.30070_243	LMD Assessments PM 21-03 Lyn Bright	0	0	9,269	0
246-00-000.30070_245	LMD Assessments PM 21-05 Nick Hackler	0	0	601	0
<i>Account Classification Total: TX - Taxes</i>		3,347,053	3,744,463	2,588,344	4,243,430
<i>IN - Interest Income</i>					
246-00-000.33000	Interest Income	85,435	83,300	(16,175)	206,900
246-00-000.33099	Market Valuation	(356,511)	0	0	0
<i>Account Classification Total: IN - Interest Income</i>		(271,076)	83,300	(16,175)	206,900
<i>CH - Charges for Services</i>					
246-00-000.35014_002	Salary Reimbursement Other	3,619	0	0	0
<i>Account Classification Total: CH - Charges for Services</i>		3,619	0	0	0
Division Total: 000 - Non-Departmental		3,079,596	3,827,763	2,572,169	4,450,330
Department Total: 00 - Non-Departmental		3,079,596	3,827,763	2,572,169	4,450,330
REVENUES Total		3,079,596	3,827,763	2,572,169	4,450,330

Department: 60 - Parks

Division: 600 - Maintenance

REVENUES

TI - Transfers In

246-60-600.38001_125	Transfers In Fr Fd 410-51-532 Leaf Pick Up	567	0	0	0
----------------------	--	-----	---	---	---

**City of Turlock Proposed 23-24 Budget
Fund 246 Landscape Assessment**

G/L Account Number	Account Description	FY 21-22 Actual	FY 22-23 Amended Budget	FY 22-23 Actual YTD at 4/30/23	FY 23-24 Proposed Budget
<i>Account Classification Total: TI - Transfers In</i>		567	0	0	0
Division Total: 600 - Maintenance		567	0	0	0
Department Total: 60 - Parks		567	0	0	0
REVENUES Total		567	0	0	0

EXPENSES

SA - Salaries

246-60-600.41001	Full Time Salaries	466,036	524,060	380,883	609,176
246-60-600.41002_000	Part Time Help General	120,381	210,000	148,742	189,500
246-60-600.41002_005	Part Time Help Clerical	1,050	1,210	1,396	1,600
246-60-600.41004	Non-City Sponsored Events	83	0	160	0
246-60-600.41050	Bilingual Pay	649	580	80	0
246-60-600.41051	Confidential Pay	0	0	207	493
246-60-600.41052	Educational Incentive	543	0	70	144
246-60-600.41053	Sick Leave Conversion Pay	2,120	3,000	2,200	3,000
246-60-600.41054	Stand By Wages	12,382	8,500	8,509	8,500
246-60-600.41055	Vacation Conversion Pay	5,667	4,000	0	4,000
246-60-600.41056	Management Leave Conversion	0	400	0	400
246-60-600.41059	Continuous Service Pay	12,145	11,594	9,028	12,249
246-60-600.41100_001	Overtime Standard	2,369	2,000	3,868	3,500
246-60-600.49006	Salary Credits From Other Departments	(43,790)	0	0	0
246-60-600.49007	Salary Charges From Other Departments	10,064	0	0	0

Account Classification Total: SA - Salaries

589,699 765,344 555,142 832,562

BE - Benefits

246-60-600.42002	Medical Dental Plan	158,935	166,848	143,643	167,975
246-60-600.42003	Vision Insurance	1,735	2,076	1,133	2,071
246-60-600.42004	Long Term Disability Insurance	2,813	5,461	3,917	6,348
246-60-600.42005	Life Insurance	1,408	1,714	1,190	1,992
246-60-600.42006	SUI	3,554	2,811	2,211	2,961
246-60-600.42007	Workers Comp Insurance	29,508	20,191	12,675	21,471
246-60-600.42008	City Liability Insurance	30,629	23,365	16,576	25,094
246-60-600.42009	PERS	232,826	90,482	65,792	114,004
246-60-600.42010	Medicare Tax	8,627	10,906	7,608	11,722
246-60-600.42011	Social Security	7,497	13,715	9,171	11,848
246-60-600.42012	Retiree Health Insurance	9,779	10,873	7,812	12,683
246-60-600.42013	Deferred Comp	4,193	4,615	2,917	4,982
246-60-600.42014	Deferred Comp In Lieu	2,214	0	523	684
246-60-600.42016	Employee Contrib To PERS	(43,625)	(48,356)	(33,438)	(56,089)
246-60-600.42019	PERS UAL (Unfunded Accrued Liability)	0	160,114	133,430	137,008

Account Classification Total: BE - Benefits

450,093 464,815 375,159 464,754

CO - Contractual Services

246-60-600.43009	City Attorney Services	30	100,000	0	100,000
246-60-600.43020	Car Wash	32	30	4	30
246-60-600.43055_000	Consultant General	0	150,000	0	150,000
246-60-600.43065	Copier Maintenance/Lease	0	0	36	550
246-60-600.43077	Tree Trimming	19,116	10,000	9,938	15,000
246-60-600.43110	Laundry & Linen Service	1,860	3,000	1,809	3,000
246-60-600.43125_037	Maintenance MMS Subscription	0	2,540	2,703	4,503
246-60-600.43150	Pest Control	113	200	85	200
246-60-600.43153	Gopher Control	19,924	30,000	0	30,000
246-60-600.43155	Physicals, Shots & Psychological	2,765	2,700	2,201	2,700
246-60-600.43296	Street Sweeping	117,328	100,000	90,454	100,000

**City of Turlock Proposed 23-24 Budget
Fund 246 Landscape Assessment**

G/L Account Number	Account Description	FY 21-22 Actual	FY 22-23 Amended Budget	FY 22-23 Actual YTD at 4/30/23	FY 23-24 Proposed Budget
246-60-600.43297	Chemical Restrooms	1,395	1,300	1,294	1,300
246-60-600.43700	Slurry Seals	1,282	1,185,000	29,340	1,821,000
<i>Account Classification Total: CO - Contractual Services</i>		163,844	1,584,770	137,864	2,228,283
<i>SU - Supplies and Maintenance</i>					
246-60-600.44001_000	Supplies General	50,712	119,400	61,325	137,400
246-60-600.44001_101	Supplies Safety	461	0	0	0
246-60-600.44001_137	Supplies Street Light Repairs	83,071	75,000	99,233	75,000
246-60-600.44001_148	Supplies Vandalism	711	0	0	0
246-60-600.44001_258	Supplies Small Equipment Parts	531	0	0	0
246-60-600.44001_263	Supplies Street Tree Replacement	2,234	4,600	2,871	4,600
246-60-600.44003	Irrigation Parts	20,016	0	0	0
246-60-600.44004	Tree Stakes & Ties	1,589	0	0	0
246-60-600.44005_010	Chemicals Fertilizers	5,200	0	0	0
246-60-600.44005_021	Chemicals Rodent Control	1,901	0	0	0
246-60-600.44005_023	Chemicals Weed Control	300	0	5,500	5,500
246-60-600.44007	Dog Pot Bags	674	0	0	0
246-60-600.44030_000	Minor Equipment Miscellaneous	3,985	16,500	6,334	16,500
246-60-600.44030_006	Minor Equipment Radios	0	2,000	0	3,000
<i>Account Classification Total: SU - Supplies and Maintenance</i>		171,384	217,500	175,262	242,000
<i>UT - Utilities</i>					
246-60-600.45001_000	Telephone General	860	0	57	33
246-60-600.45001_002	Telephone Wireless/Tablet Service Plan	0	1,400	3,405	4,000
246-60-600.45002_000	Turlock Irrigation District General	165,961	195,000	138,800	195,000
246-60-600.45018	City Water/Sewer	0	67,600	0	0
<i>Account Classification Total: UT - Utilities</i>		166,821	264,000	142,262	199,033
<i>VE - Vehicle Expenses</i>					
246-60-600.46000	Auto Allowance	288	480	220	576
246-60-600.46010	Equipment Rental	0	3,000	228	3,000
246-60-600.46020	Fleet Maintenance Labor	24,934	40,000	16,441	40,000
246-60-600.46025	Outside Contractor Labor	15,797	4,500	4,739	4,500
246-60-600.46031	Gas & Oil	35,885	37,650	26,978	37,650
246-60-600.46032	Vehicle & Small Equipment Maintenance Parts	17,363	20,000	15,256	20,000
246-60-600.46034	Vehicle Insurance	1,384	2,141	1,258	1,600
<i>Account Classification Total: VE - Vehicle Expenses</i>		95,651	107,771	65,121	107,326
<i>MI - Miscellaneous Expenses</i>					
246-60-600.47010	Bank Charges	2,268	2,800	0	2,800
246-60-600.47065	Professional Development	0	120	0	228
246-60-600.47080	Shoe Allowance	2,301	2,500	1,924	2,500
246-60-600.47090	Testing & Recruitment	0	500	0	500
246-60-600.47095_000	Training General/Travel	75	2,100	195	2,100
<i>Account Classification Total: MI - Miscellaneous Expenses</i>		4,644	8,020	2,119	8,128
<i>TO - Transfers Out</i>					
246-60-600.48001_083	Transfers Out To Fd 501 for I.T. Services	40,824	34,902	29,090	40,456
246-60-600.48001_085	Transfers Out To Fd 242 Network	343	463	463	367
246-60-600.48001_090	Transfers Out For Vehicle & Equip Replace	41,663	41,663	41,663	41,663
246-60-600.48001_133	Transfers Out To Fd 410 & 420 Street Lights	0	25,000	0	25,000
<i>Account Classification Total: TO - Transfers Out</i>		82,830	102,028	71,216	107,486
Division Total: 600 - Maintenance		1,724,965	3,514,248	1,524,146	4,189,572
Department Total: 60 - Parks		1,724,965	3,514,248	1,524,146	4,189,572
EXPENSES Total		1,724,965	3,514,248	1,524,146	4,189,572

**City of Turlock Proposed 23-24 Budget
Fund 246 Landscape Assessment**

G/L Account Number	Account Description	FY 21-22 Actual	FY 22-23 Amended Budget	FY 22-23 Actual YTD at 4/30/23	FY 23-24 Proposed Budget
Fund REVENUE	Total: 246 - Landscape Assessment	3,080,163	3,827,763	2,572,169	4,450,330
Fund EXPENSE	Total: 246 - Landscape Assessment	1,724,965	3,514,248	1,524,146	4,189,572
Fund Total: 246 - Landscape Assessment		1,355,198	313,515	1,048,023	260,758



CITY OF TURLOCK BUDGET FY 23-24

Fund 247 Downtown Assessment

PURPOSE

This fund accounted for the activity of the original Property and Business Improvement District (PBID) which was active for five years beginning with the first assessment collections in Fiscal Year 1998-99. This District was the successor to a Downtown Parking District and has now been superseded by Fund 706 - PBID #3.

Fund 247 is being kept open for two reasons: (1) the County continues to remit assessment revenues collected from property owners who paid their annual assessment late, and (2) to track the unexpended funds which are to be used to resurface, reseal and/or restripe the five downtown parking lots which were part of the original parking district.

**City of Turlock Proposed 23-24 Budget
Fund 247 Downtown Assessment District**

G/L Account Number	Account Description	FY 21-22 Actual	FY 22-23 Amended Budget	FY 22-23 Actual YTD at 4/30/23	FY 23-24 Proposed Budget
Fund: 247 - Downtown Assessment District					
Department: 10 - Administration					
Division: 172 - Downtown Benefit Assessment					
REVENUES					
<i>IN - Interest Income</i>					
247-10-172.33000	Interest Income	0	0	0	200
<i>Account Classification Total: IN - Interest Income</i>		0	0	0	200
Division Total: 172 - Downtown Benefit Assessment		0	0	0	200
Department Total: 10 - Administration		0	0	0	200
REVENUES Total		0	0	0	200
Fund REVENUE	Total: 247 - Downtown Assessment District	0	0	0	200
Fund EXPENSE	Total: 247 - Downtown Assessment District	0	0	0	0
Fund Total: 247 - Downtown Assessment District		0	0	0	200



CITY OF TURLOCK BUDGET FY 23-24

Fund 269 Parks & Public Facilities

Grants

PURPOSE

The Public Works Department regularly applies for State and Federal grant funding to make improvements to parks and public buildings. This is fiscally responsible and helps support municipal infrastructure.

GOALS AND OBJECTIVES

- Apply for Federal, State, and local grant funds for the older parks that do not receive Park Development Fees.
- Partner with other City departments to access grant programs such as CDBG and HUD.
- Focus on identifying grant opportunities that provide funding for water conservation projects.

**City of Turlock Proposed 23-24 Budget
Fund 269 Parks & Public Facilities Grants**

G/L Account Number	Account Description	FY 21-22 Actual	FY 22-23 Amended Budget	FY 22-23 Actual YTD at 4/30/23	FY 23-24 Proposed Budget
--------------------	---------------------	--------------------	-------------------------------	--------------------------------------	--------------------------------

Fund: 269 - Parks & Public Facilities Grants

Department: 60 - Parks

Division: 614 - Grants-Parks

Program: 369 - Prop 68 Per Capita Grant

REVENUES

IG - Intergovernmental

269-60-614-369.34170	Prop 68 Per Capita Grant	0	224,742	0	224,742
<i>Account Classification Total: IG - Intergovernmental</i>		0	224,742	0	224,742

TI - Transfers In

269-60-614-369.38001_340	Transfers In fr F110 for Senior Center Upgrad	80,000	0	0	0
<i>Account Classification Total: TI - Transfers In</i>		80,000	0	0	0

Program Total: 369 - Prop 68 Per Capita Grant		80,000	224,742	0	224,742
Division Total: 614 - Grants-Parks		80,000	224,742	0	224,742
Department Total: 60 - Parks		80,000	224,742	0	224,742
REVENUES Total		80,000	224,742	0	224,742

EXPENSES

CA - Capital Outlay

269-60-614-369.51304	ADA Construction Projects	0	10,000	0	10,000
269-60-614-369.51412	Senior Center Improvements	0	79,675	16,479	253,740
269-60-614-369.51413	HVAC	0	23,120	0	0
269-60-614-369.51414	Roof Replacement	0	44,500	7,140	0
269-60-614-369.51415	Lighting	0	5,120	0	0
269-60-614-369.51416	Exterior Paint	0	31,000	5,087	0
269-60-614-369.51417	Interior Paint	0	47,000	0	0
<i>Account Classification Total: CA - Capital Outlay</i>		0	240,415	28,706	263,740

Program Total: 369 - Prop 68 Per Capita Grant		0	240,415	28,706	263,740
Division Total: 614 - Grants-Parks		0	240,415	28,706	263,740
Department Total: 60 - Parks		0	240,415	28,706	263,740
EXPENSES Total		0	240,415	28,706	263,740

REVENUES	80,000	224,742	0	224,742
EXPENSES	0	240,415	28,706	263,740
Program Total: 369 - Prop 68 Per Capita Grant	80,000	(15,673)	(28,706)	(38,998)

Program: 371 - Park/Donnelly Park

EXPENSES

SU - Supplies and Maintenance

269-60-614-371.44001_000	Supplies General	0	957	957	0
<i>Account Classification Total: SU - Supplies and Maintenance</i>		0	957	957	0

Program Total: 371 - Park/Donnelly Park		0	957	957	0
Division Total: 614 - Grants-Parks		0	957	957	0
Department Total: 60 - Parks		0	957	957	0
EXPENSES Total		0	957	957	0

REVENUES				
EXPENSES	0	957	957	0
Program Total: 371 - Park/Donnelly Park	0	(957)	(957)	0

Program: 372 - Pedretti Park Captial

No revenues or expenses budgeted for this Fiscal Year.

**City of Turlock Proposed 23-24 Budget
Fund 269 Parks & Public Facilities Grants**

G/L Account Number	Account Description	FY 21-22 Actual	FY 22-23 Amended Budget	FY 22-23 Actual YTD at 4/30/23	FY 23-24 Proposed Budget
--------------------	---------------------	--------------------	-------------------------------	--------------------------------------	--------------------------------

Program: 373 - Dog Park

EXPENSES

SU - Supplies and Maintenance

269-60-614-373.44001_000	Supplies General	0	1,248	1,248	0
<i>Account Classification Total: SU - Supplies and Maintenance</i>		0	1,248	1,248	0
Program Total: 373 - Dog Park		0	1,248	1,248	0
Division Total: 614 - Grants-Parks		0	1,248	1,248	0
Department Total: 60 - Parks		0	1,248	1,248	0
EXPENSES Total		0	1,248	1,248	0
REVENUES					
EXPENSES		0	1,248	1,248	0
Program Total: 373 - Dog Park		0	(1,248)	(1,248)	0

Program: 377 - Rotary Club Grant-Sports Complex

No revenues or expenses budgeted for this Fiscal Year.

Program: 378 - Arrowhead Club Grant

No revenues or expenses budgeted for this Fiscal Year.

Program: 379 - Tire-Derived Product Grant

REVENUES

CH - Charges for Services

269-60-614-379.35720	Revenue	150,000	0	0	0
<i>Account Classification Total: CH - Charges for Services</i>		150,000	0	0	0
Program Total: 379 - Tire-Derived Product Grant		150,000	0	0	0
Division Total: 614 - Grants-Parks		150,000	0	0	0
Department Total: 60 - Parks		150,000	0	0	0
REVENUES Total		150,000	0	0	0

EXPENSES

MI - Miscellaneous Expenses

269-60-614-379.47177	Tire-Derived Product Grant Expenses	0	0	0	0
<i>Account Classification Total: MI - Miscellaneous Expenses</i>		0	0	0	0
Program Total: 379 - Tire-Derived Product Grant		0	0	0	0
Division Total: 614 - Grants-Parks		0	0	0	0
Department Total: 60 - Parks		0	0	0	0
EXPENSES Total		0	0	0	0
REVENUES		150,000	0	0	0
EXPENSES		0	0	0	0
Program Total: 379 - Tire-Derived Product Grant		150,000	0	0	0

Program: 380 - Parks - General

REVENUES

OR - Other Revenues

269-60-614-380.37200_000	Donations General	1,629	0	0	0
<i>Account Classification Total: OR - Other Revenues</i>		1,629	0	0	0
Program Total: 380 - Parks - General		1,629	0	0	0
Division Total: 614 - Grants-Parks		1,629	0	0	0
Department Total: 60 - Parks		1,629	0	0	0

**City of Turlock Proposed 23-24 Budget
Fund 269 Parks & Public Facilities Grants**

G/L Account Number	Account Description	FY 21-22 Actual	FY 22-23 Amended Budget	FY 22-23 Actual YTD at 4/30/23	FY 23-24 Proposed Budget
	REVENUES Total	1,629	0	0	0
<i>MI - Miscellaneous Expenses</i>					
269-60-614-380.47124	Donation Expenses	1,629	0	11	0
	<i>Account Classification Total: MI - Miscellaneous Expenses</i>	1,629	0	11	0
	Program Total: 380 - Parks - General	1,629	0	11	0
	Division Total: 614 - Grants-Parks	1,629	0	11	0
	Department Total: 60 - Parks	1,629	0	11	0
	EXPENSES Total	1,629	0	11	0
	REVENUES	1,629	0	0	0
	EXPENSES	1,629	0	11	0
	Program Total: 380 - Parks - General	0	0	(11)	0

Program: 381 - Housing-Related Parks (HRP) Prog

No revenues or expenses budgeted for this Fiscal Year.

Program: 382 - PG & E Donation

EXPENSES

MI - Miscellaneous Expenses

269-60-614-382.47124	Donation Expenses	0	505	505	0
	<i>Account Classification Total: MI - Miscellaneous Expenses</i>	0	505	505	0
	Program Total: 382 - PG & E Donation	0	505	505	0
	Division Total: 614 - Grants-Parks	0	505	505	0
	Department Total: 60 - Parks	0	505	505	0
	EXPENSES Total	0	505	505	0
	REVENUES				
	EXPENSES	0	505	505	0
	Program Total: 382 - PG & E Donation	0	(505)	(505)	0

Program: 414 - 1000 Flags Init/Active Military

REVENUES

OR - Other Revenues

269-60-614-414.37200_000	Donations General	5,000	11,000	5,000	6,000
	<i>Account Classification Total: OR - Other Revenues</i>	5,000	11,000	5,000	6,000

TI - Transfers In

269-60-614-414.38001_271	Transfers In 1,000Flags/Active MilitaryBanner	5,000	5,000	5,000	0
	<i>Account Classification Total: TI - Transfers In</i>	5,000	5,000	5,000	0
	Program Total: 414 - 1000 Flags Init/Active Military	10,000	16,000	10,000	6,000
	Division Total: 614 - Grants-Parks	10,000	16,000	10,000	6,000
	Department Total: 60 - Parks	10,000	16,000	10,000	6,000
	REVENUES Total	10,000	16,000	10,000	6,000

EXPENSES

SA - Salaries

269-60-614-414.41100_001	Overtime Standard	1,084	1,000	0	0
	<i>Account Classification Total: SA - Salaries</i>	1,084	1,000	0	0

BE - Benefits

269-60-614-414.42004	Long Term Disability Insurance	7	0	0	0
269-60-614-414.42006	SUI	9	0	0	0
269-60-614-414.42007	Workers Comp Insurance	61	28	0	0

**City of Turlock Proposed 23-24 Budget
Fund 269 Parks & Public Facilities Grants**

G/L Account Number	Account Description	FY 21-22 Actual	FY 22-23 Amended Budget	FY 22-23 Actual YTD at 4/30/23	FY 23-24 Proposed Budget
269-60-614-414.42008	City Liability Insurance	55	31	0	0
269-60-614-414.42010	Medicare Tax	11	15	0	0
	<i>Account Classification Total: BE - Benefits</i>	143	74	0	0
	<i>SU - Supplies and Maintenance</i>				
269-60-614-414.44001_000	Supplies General	4,490	11,000	5,908	6,000
	<i>Account Classification Total: SU - Supplies and Maintenance</i>	4,490	11,000	5,908	6,000
	Program Total: 414 - 1000 Flags Init/Active Military	5,717	12,074	5,908	6,000
	Division Total: 614 - Grants-Parks	5,717	12,074	5,908	6,000
	Department Total: 60 - Parks	5,717	12,074	5,908	6,000
	EXPENSES Total	5,717	12,074	5,908	6,000
	REVENUES	10,000	16,000	10,000	6,000
	EXPENSES	5,717	12,074	5,908	6,000
	Program Total: 414 - 1000 Flags Init/Active Military	4,283	3,926	4,092	0
Program: 416 - Pedretti Ad/Sponsor Captial Proj					
	REVENUES				
	<i>CH - Charges for Services</i>				
269-60-614-416.35607	Advertisement/Sponsorship Program	0	5,000	0	5,000
	<i>Account Classification Total: CH - Charges for Services</i>	0	5,000	0	5,000
	Program Total: 416 - Pedretti Ad/Sponsor Capital Proj	0	5,000	0	5,000
	Division Total: 614 - Grants-Parks	0	5,000	0	5,000
	Department Total: 60 - Parks	0	5,000	0	5,000
	REVENUES Total	0	5,000	0	5,000
	EXPENSES				
	<i>SU - Supplies and Maintenance</i>				
269-60-614-416.44001_149	Supplies Advertising Signs	0	4,000	0	4,000
	<i>Account Classification Total: SU - Supplies and Maintenance</i>	0	4,000	0	4,000
	Program Total: 416 - Pedretti Ad/Sponsor Capital Proj	0	4,000	0	4,000
	Division Total: 614 - Grants-Parks	0	4,000	0	4,000
	Department Total: 60 - Parks	0	4,000	0	4,000
	EXPENSES Total	0	4,000	0	4,000
	REVENUES	0	5,000	0	5,000
	EXPENSES	0	4,000	0	4,000
	Program Total: 416 - Pedretti Ad/Sponsor Capital Proj	0	1,000	0	1,000
Fund Total: 269 - Parks & Public Facilities Grants					
	REVENUES	241,629	245,742	10,000	235,742
	EXPENSES	7,346	259,199	37,336	273,740
	Fund Total: 269 - Parks & Public Facilities Grants	234,283	(13,457)	(27,336)	(37,998)



CITY OF TURLOCK BUDGET FY 23-24

Fund 270 Recreation Division Grants and Donations

PURPOSE

The Public Works Department routinely researches and submits grants and funding requests to Foundations, Non-Profit Agencies, State, and Federal entities for the purpose of providing safe and high quality recreation, prevention, and intervention activities.

GOALS AND OBJECTIVES

- Research funding opportunities through California PAL and National PAL. Continue to coordinate, lead and develop activities for Turlock PAL.
- Provide positive social and recreational activities for teens in the community.
- Partner with Stanislaus County Office of Education and Turlock Unified School District to provide the After School Education and Safety Grant (ASES).
- Research and apply for grants which meet the mission of the Division and target underserved populations.
- Continue to partner with community agencies, organizations, and individuals to seek funding and leverage resources for the development of positive recreation and family activities.

**City of Turlock Proposed 23-24 Budget
Fund 270 Recreation Grants**

G/L Account Number	Account Description	FY 21-22 Actual	FY 22-23 Amended Budget	FY 22-23 Actual YTD at 4/30/23	FY 23-24 Proposed Budget
Fund: 270 - Recreation Grants					
Department: 61 - Recreation					
Division: 635 - Grants-Recreation					
Program: 391 - Youth Prevention Programs					
REVENUES					
<i>OR - Other Revenues</i>					
270-61-635-391.37200_000	Donations General	21	0	0	0
<i>Account Classification Total: OR - Other Revenues</i>		21	0	0	0
<i>TI - Transfers In</i>					
270-61-635-391.38001_004	Transfers In Fr Fd116(PD) for Youth Prev Prog	30,000	30,000	30,000	30,000
<i>Account Classification Total: TI - Transfers In</i>		30,000	30,000	30,000	30,000
Program Total: 391 - Youth Prevention Programs		30,021	30,000	30,000	30,000
Division Total: 635 - Grants-Recreation		30,021	30,000	30,000	30,000
Department Total: 61 - Recreation		30,021	30,000	30,000	30,000
REVENUES Total		30,021	30,000	30,000	30,000
EXPENSES					
<i>SA - Salaries</i>					
270-61-635-391.41002_000	Part Time Help General	48	21,350	0	21,350
<i>Account Classification Total: SA - Salaries</i>		48	21,350	0	21,350
<i>BE - Benefits</i>					
270-61-635-391.42006	SUI	2	73	0	73
270-61-635-391.42007	Workers Comp Insurance	1	115	0	115
270-61-635-391.42008	City Liability Insurance	1	378	0	378
270-61-635-391.42010	Medicare Tax	1	310	0	310
270-61-635-391.42011	Social Security	3	1,324	0	1,324
<i>Account Classification Total: BE - Benefits</i>		7	2,200	0	2,200
<i>SU - Supplies and Maintenance</i>					
270-61-635-391.44001_000	Supplies General	0	5,000	0	100,000
<i>Account Classification Total: SU - Supplies and Maintenance</i>		0	5,000	0	100,000
Program Total: 391 - Youth Prevention Programs		55	28,550	0	123,550
Division Total: 635 - Grants-Recreation		55	28,550	0	123,550
Department Total: 61 - Recreation		55	28,550	0	123,550
EXPENSES Total		55	28,550	0	123,550
REVENUES		30,021	30,000	30,000	30,000
EXPENSES		55	28,550	0	123,550
Program Total: 391 - Youth Prevention Programs		29,966	1,450	30,000	(93,550)

Program: 392 - PAL Youth

No revenues or expenses budgeted for this Fiscal Year.

Program: 393 - ASES - Crowell

REVENUES

CH - Charges for Services

270-61-635-393.35720	Revenue	131,576	161,800	52,798	138,376
<i>Account Classification Total: CH - Charges for Services</i>		131,576	161,800	52,798	138,376
Program Total: 393 - ASES - Crowell		131,576	161,800	52,798	138,376
Division Total: 635 - Grants-Recreation		131,576	161,800	52,798	138,376
Department Total: 61 - Recreation		131,576	161,800	52,798	138,376
REVENUES Total		131,576	161,800	52,798	138,376

**City of Turlock Proposed 23-24 Budget
Fund 270 Recreation Grants**

G/L Account Number	Account Description	FY 21-22 Actual	FY 22-23 Amended Budget	FY 22-23 Actual YTD at 4/30/23	FY 23-24 Proposed Budget
EXPENSES					
<i>SA - Salaries</i>					
270-61-635-393.41002_000	Part Time Help General	70,792	66,087	63,945	64,700
<i>Account Classification Total: SA - Salaries</i>		70,792	66,087	63,945	64,700
<i>BE - Benefits</i>					
270-61-635-393.42006	SUI	(24)	225	126	220
270-61-635-393.42007	Workers Comp Insurance	758	355	342	347
270-61-635-393.42008	City Liability Insurance	2,090	1,171	1,133	1,146
270-61-635-393.42010	Medicare Tax	1,026	958	927	938
270-61-635-393.42011	Social Security	4,389	4,097	3,965	4,011
270-61-635-393.42300_011	Salary/Benefits Transfer To GF for ASES Program	22,274	20,021	13,967	23,165
<i>Account Classification Total: BE - Benefits</i>		30,514	26,827	20,459	29,827
<i>CO - Contractual Services</i>					
270-61-635-393.43100_007	Insurance Abuse & Molestation	0	0	0	860
270-61-635-393.43155	Physicals, Shots & Psychological	0	0	0	250
<i>Account Classification Total: CO - Contractual Services</i>		0	0	0	1,110
<i>SU - Supplies and Maintenance</i>					
270-61-635-393.44001_000	Supplies General	29,889	66,750	13,600	41,739
<i>Account Classification Total: SU - Supplies and Maintenance</i>		29,889	66,750	13,600	41,739
<i>UT - Utilities</i>					
270-61-635-393.45001_002	Telephone Wireless/Tablet Service Plan	350	500	579	500
<i>Account Classification Total: UT - Utilities</i>		350	500	579	500
<i>MI - Miscellaneous Expenses</i>					
270-61-635-393.47170	Training	31	500	115	500
<i>Account Classification Total: MI - Miscellaneous Expenses</i>		31	500	115	500
Program Total: 393 - ASES - Crowell		131,576	160,664	98,697	138,376
Division Total: 635 - Grants-Recreation		131,576	160,664	98,697	138,376
Department Total: 61 - Recreation		131,576	160,664	98,697	138,376
EXPENSES Total		131,576	160,664	98,697	138,376
REVENUES		131,576	161,800	52,798	138,376
EXPENSES		131,576	160,664	98,697	138,376
Program Total: 393 - ASES - Crowell		0	1,136	(45,899)	0

Program: 394 - ASES Cunningham

REVENUES					
<i>CH - Charges for Services</i>					
270-61-635-394.35720	Revenue	105,491	138,904	74,277	138,376
<i>Account Classification Total: CH - Charges for Services</i>		105,491	138,904	74,277	138,376
Program Total: 394 - ASES - Cunningham		105,491	138,904	74,277	138,376
Division Total: 635 - Grants-Recreation		105,491	138,904	74,277	138,376
Department Total: 61 - Recreation		105,491	138,904	74,277	138,376
REVENUES Total		105,491	138,904	74,277	138,376
EXPENSES					
<i>SA - Salaries</i>					
270-61-635-394.41002_000	Part Time Help General	54,897	45,648	54,708	64,700
<i>Account Classification Total: SA - Salaries</i>		54,897	45,648	54,708	64,700
<i>BE - Benefits</i>					
270-61-635-394.42006	SUI	630	155	122	220
270-61-635-394.42007	Workers Comp Insurance	587	245	293	347

**City of Turlock Proposed 23-24 Budget
Fund 270 Recreation Grants**

G/L Account Number	Account Description	FY 21-22 Actual	FY 22-23 Amended Budget	FY 22-23 Actual YTD at 4/30/23	FY 23-24 Proposed Budget
270-61-635-394.42008	City Liability Insurance	1,621	809	969	1,146
270-61-635-394.42010	Medicare Tax	796	662	793	938
270-61-635-394.42011	Social Security	3,404	2,830	3,392	4,011
270-61-635-394.42300_011	Salary/Benefits Transfer To GF for ASES Program	22,274	20,021	13,967	23,165
<i>Account Classification Total: BE - Benefits</i>		29,312	24,722	19,536	29,827
<i>CO - Contractual Services</i>					
270-61-635-394.43100_007	Insurance Abuse & Molestation	0	0	0	860
270-61-635-394.43155	Physicals, Shots & Psychological	0	0	147	250
<i>Account Classification Total: CO - Contractual Services</i>		0	0	147	1,110
<i>SU - Supplies and Maintenance</i>					
270-61-635-394.44001_000	Supplies General	20,910	66,750	7,993	41,739
<i>Account Classification Total: SU - Supplies and Maintenance</i>		20,910	66,750	7,993	41,739
<i>UT - Utilities</i>					
270-61-635-394.45001_002	Telephone Wireless/Tablet Service Plan	341	500	512	500
<i>Account Classification Total: UT - Utilities</i>		341	500	512	500
<i>MI - Miscellaneous Expenses</i>					
270-61-635-394.47170	Training	31	500	115	500
<i>Account Classification Total: MI - Miscellaneous Expenses</i>		31	500	115	500
Program Total: 394 - ASES - Cunningham		105,491	138,120	83,011	138,376
Division Total: 635 - Grants-Recreation		105,491	138,120	83,011	138,376
Department Total: 61 - Recreation		105,491	138,120	83,011	138,376
EXPENSES Total		105,491	138,120	83,011	138,376
REVENUES		105,491	138,904	74,277	138,376
EXPENSES		105,491	138,120	83,011	138,376
#REF!		0	784	(8,733)	0

Program: 395 - ASES - Osborn

REVENUES

CH - Charges for Services

270-61-635-395.35720	Revenue	128,640	157,511	52,798	138,376
<i>Account Classification Total: CH - Charges for Services</i>		128,640	157,511	52,798	138,376
Program Total: 395 - ASES - Osborn		128,640	157,511	52,798	138,376
Division Total: 635 - Grants-Recreation		128,640	157,511	52,798	138,376
Department Total: 61 - Recreation		128,640	157,511	52,798	138,376
REVENUES Total		128,640	157,511	52,798	138,376

EXPENSES

SA - Salaries

270-61-635-395.41002_000	Part Time Help General	64,759	62,258	54,927	64,700
<i>Account Classification Total: SA - Salaries</i>		64,759	62,258	54,927	64,700

BE - Benefits

270-61-635-395.42006	SUI	1,099	212	136	220
270-61-635-395.42007	Workers Comp Insurance	693	334	292	347
270-61-635-395.42008	City Liability Insurance	1,912	1,103	973	1,146
270-61-635-395.42010	Medicare Tax	939	903	796	938
270-61-635-395.42011	Social Security	4,015	3,860	3,405	4,011
270-61-635-395.42300_011	Salary/Benefits Transfer To GF for ASES Program	22,274	20,021	13,967	23,165
<i>Account Classification Total: BE - Benefits</i>		30,932	26,433	19,570	29,827

**City of Turlock Proposed 23-24 Budget
Fund 270 Recreation Grants**

G/L Account Number	Account Description	FY 21-22 Actual	FY 22-23 Amended Budget	FY 22-23 Actual YTD at 4/30/23	FY 23-24 Proposed Budget
<i>CO - Contractual Services</i>					
270-61-635-395.43100_007	Insurance Abuse & Molestation	0	0	0	860
270-61-635-395.43155	Physicals, Shots & Psychological	0	0	196	250
<i>Account Classification Total: CO - Contractual Services</i>		0	0	196	1,110
<i>SU - Supplies and Maintenance</i>					
270-61-635-395.44001_000	Supplies General	32,622	66,750	10,765	41,739
<i>Account Classification Total: SU - Supplies and Maintenance</i>		32,622	66,750	10,765	41,739
<i>UT - Utilities</i>					
270-61-635-395.45001_002	Telephone Wireless/Tablet Service Plan	294	500	374	500
<i>Account Classification Total: UT - Utilities</i>		294	500	374	500
<i>MI - Miscellaneous Expenses</i>					
270-61-635-395.47170	Training	31	500	115	500
<i>Account Classification Total: MI - Miscellaneous Expenses</i>		31	500	115	500
Program Total: 395 - ASES - Osborn		128,640	156,441	85,946	138,376
Division Total: 635 - Grants-Recreation		128,640	156,441	85,946	138,376
Department Total: 61 - Recreation		128,640	156,441	85,946	138,376
EXPENSES Total		128,640	156,441	85,946	138,376
REVENUES		128,640	157,511	52,798	138,376
EXPENSES		128,640	156,441	85,946	138,376
Program Total: 395 - ASES - Osborn		0	1,070	(33,148)	0

Program: 396 - ASES - Wakefield

REVENUES

CH - Charges for Services

270-61-635-396.35720	Revenue	135,738	161,006	47,595	124,740
<i>Account Classification Total: CH - Charges for Services</i>		135,738	161,006	47,595	124,740
Program Total: 396 - ASES - Wakefield		135,738	161,006	47,595	124,740
Division Total: 635 - Grants-Recreation		135,738	161,006	47,595	124,740
Department Total: 61 - Recreation		135,738	161,006	47,595	124,740
REVENUES Total		135,738	161,006	47,595	124,740

EXPENSES

SA - Salaries

270-61-635-396.41002_000	Part Time Help General	69,930	65,379	63,272	58,275
270-61-635-396.41053	Sick Leave Conversion Pay	0	0	309	0
<i>Account Classification Total: SA - Salaries</i>		69,930	65,379	63,581	58,275

BE - Benefits

270-61-635-396.42006	SUI	1,544	222	141	198
270-61-635-396.42007	Workers Comp Insurance	750	351	341	313
270-61-635-396.42008	City Liability Insurance	2,065	1,158	1,127	1,033
270-61-635-396.42010	Medicare Tax	1,014	948	922	845
270-61-635-396.42011	Social Security	4,336	4,053	3,942	3,613
270-61-635-396.42300_011	Salary/Benefits Transfer To GF for ASES Program	22,274	20,021	13,967	23,165
<i>Account Classification Total: BE - Benefits</i>		31,983	26,753	20,439	29,167

CO - Contractual Services

270-61-635-396.43100_007	Insurance Abuse & Molestation	0	0	0	860
270-61-635-396.43155	Physicals, Shots & Psychological	0	0	49	250
<i>Account Classification Total: CO - Contractual Services</i>		0	0	49	1,110

**City of Turlock Proposed 23-24 Budget
Fund 270 Recreation Grants**

G/L Account Number	Account Description	FY 21-22 Actual	FY 22-23 Amended Budget	FY 22-23 Actual YTD at 4/30/23	FY 23-24 Proposed Budget
<i>SU - Supplies and Maintenance</i>					
270-61-635-396.44001_000	Supplies General	33,491	66,750	6,954	35,188
<i>Account Classification Total: SU - Supplies and Maintenance</i>		33,491	66,750	6,954	35,188
<i>UT - Utilities</i>					
270-61-635-396.45001_002	Telephone Wireless/Tablet Service Plan	303	500	872	500
<i>Account Classification Total: UT - Utilities</i>		303	500	872	500
<i>MI - Miscellaneous Expenses</i>					
270-61-635-396.47170	Training	31	500	115	500
<i>Account Classification Total: MI - Miscellaneous Expenses</i>		31	500	115	500
Program Total: 396 - ASES - Wakefield		135,738	159,882	92,010	124,740
Division Total: 635 - Grants-Recreation		135,738	159,882	92,010	124,740
Department Total: 61 - Recreation		135,738	159,882	92,010	124,740
EXPENSES Total		135,738	159,882	92,010	124,740
REVENUES		135,738	161,006	47,595	124,740
EXPENSES		135,738	159,882	92,010	124,740
Program Total: 396 - ASES - Wakefield		0	1,124	(44,415)	0
Program: 397 - ASES - Brown					
REVENUES					
<i>CH - Charges for Services</i>					
270-61-635-397.35720	Revenue	125,217	153,207	63,358	138,376
<i>Account Classification Total: CH - Charges for Services</i>		125,217	153,207	63,358	138,376
Program Total: 397 - ASES - Brown		125,217	153,207	63,358	138,376
Division Total: 635 - Grants-Recreation		125,217	153,207	63,358	138,376
Department Total: 61 - Recreation		125,217	153,207	63,358	138,376
REVENUES Total		125,217	153,207	63,358	138,376
EXPENSES					
<i>SA - Salaries</i>					
270-61-635-397.41002_000	Part Time Help General	65,917	58,416	59,036	64,700
<i>Account Classification Total: SA - Salaries</i>		65,917	58,416	59,036	64,700
<i>BE - Benefits</i>					
270-61-635-397.42006	SUI	803	199	134	220
270-61-635-397.42007	Workers Comp Insurance	706	314	314	347
270-61-635-397.42008	City Liability Insurance	1,947	1,035	1,046	1,146
270-61-635-397.42010	Medicare Tax	956	847	856	938
270-61-635-397.42011	Social Security	4,087	3,622	3,660	4,011
270-61-635-397.42300_011	Salary/Benefits Transfer To GF for ASES Program	22,274	20,021	13,967	22,275
<i>Account Classification Total: BE - Benefits</i>		30,772	26,038	19,977	28,937
<i>CO - Contractual Services</i>					
270-61-635-397.43100_007	Insurance Abuse & Molestation	0	0	0	860
270-61-635-397.43155	Physicals, Shots & Psychological	0	0	49	250
<i>Account Classification Total: CO - Contractual Services</i>		0	0	49	1,110
<i>SU - Supplies and Maintenance</i>					
270-61-635-397.44001_000	Supplies General	28,189	66,750	6,040	42,629
<i>Account Classification Total: SU - Supplies and Maintenance</i>		28,189	66,750	6,040	42,629
<i>UT - Utilities</i>					
270-61-635-397.45001_002	Telephone Wireless/Tablet Service Plan	308	500	673	500
<i>Account Classification Total: UT - Utilities</i>		308	500	673	500

**City of Turlock Proposed 23-24 Budget
Fund 270 Recreation Grants**

G/L Account Number	Account Description	FY 21-22 Actual	FY 22-23 Amended Budget	FY 22-23 Actual YTD at 4/30/23	FY 23-24 Proposed Budget
<i>MI - Miscellaneous Expenses</i>					
270-61-635-397.47170	Training	31	500	115	500
<i>Account Classification Total: MI - Miscellaneous Expenses</i>		31	500	115	500
Program Total: 397 - ASES - Brown		125,217	152,204	85,890	138,376
Division Total: 635 - Grants-Recreation		125,217	152,204	85,890	138,376
Department Total: 61 - Recreation		125,217	152,204	85,890	138,376
EXPENSES Total		125,217	152,204	85,890	138,376
REVENUES		125,217	153,207	63,358	138,376
EXPENSES		125,217	152,204	85,890	138,376
Program Total: 397 - ASES - Brown		0	1,003	(22,533)	0

Program: 398 - Yerby Rec Facility

No revenues or expenses budgeted for this Fiscal Year.

Program: 399 - Recreation - General

REVENUES

OR - Other Revenues

270-61-635-399.37200_000	Donations General	4,754	4,000	1,219	1,000
<i>Account Classification Total: OR - Other Revenues</i>		4,754	4,000	1,219	1,000

TI - Transfers In

270-61-635-399.38001_322	Transfers In Tr in from closed programs	0	0	0	0
<i>Account Classification Total: TI - Transfers In</i>		0	0	0	0

Program Total: 399 - Recreation - General		4,754	4,000	1,219	1,000
Division Total: 635 - Grants-Recreation		4,754	4,000	1,219	1,000
Department Total: 61 - Recreation		4,754	4,000	1,219	1,000
REVENUES Total		4,754	4,000	1,219	1,000

EXPENSES

MI - Miscellaneous Expenses

270-61-635-399.47180	Recreation Scholarships	2,860	40,281	0	40,281
<i>Account Classification Total: MI - Miscellaneous Expenses</i>		2,860	40,281	0	40,281

Program Total: 399 - Recreation - General		2,860	40,281	0	40,281
Division Total: 635 - Grants-Recreation		2,860	40,281	0	40,281
Department Total: 61 - Recreation		2,860	40,281	0	40,281
EXPENSES Total		2,860	40,281	0	40,281

REVENUES		4,754	4,000	1,219	1,000
EXPENSES		2,860	40,281	0	40,281
Program Total: 399 - Recreation - General		1,894	(36,281)	1,219	(39,281)

Program: 400 - Rec-Adults & Youth Sports

EXPENSES

TO - Transfers Out

270-61-635-400.48001_322	Transfers Out Tr to Program 399 to close this	0	0	0	0
<i>Account Classification Total: TO - Transfers Out</i>		0	0	0	0

Program Total: 400 - Rec-Adults & Youth Sports		0	0	0	0
Division Total: 635 - Grants-Recreation		0	0	0	0
Department Total: 61 - Recreation		0	0	0	0
EXPENSES Total		0	0	0	0

**City of Turlock Proposed 23-24 Budget
Fund 270 Recreation Grants**

G/L Account Number	Account Description	FY 21-22 Actual	FY 22-23 Amended Budget	FY 22-23 Actual YTD at 4/30/23	FY 23-24 Proposed Budget
	REVENUES				
	EXPENSES	0	0	0	0
	Program Total: 400 - Rec-Adults & Youth Sports	0	0	0	0

Program: 401 - Rec-Adults & Youth Aquatics

EXPENSES					
<i>TO - Transfers Out</i>					
270-61-635-401.48001_322	Transfers Out Tr to Program 399 to close this	0	0	0	0
	<i>Account Classification Total: TO - Transfers Out</i>	0	0	0	0
	Program Total: 401 - Rec-Adult & Youth Aquatics	0	0	0	0
	Division Total: 635 - Grants-Recreation	0	0	0	0
	Department Total: 61 - Recreation	0	0	0	0
	EXPENSES Total	0	0	0	0
REVENUES					
	EXPENSES	0	0	0	0
	Program Total: 401 - Rec-Adult & Youth Aquatics	0	0	0	0

Program: 402 - Skate Park

EXPENSES					
<i>MI - Miscellaneous Expenses</i>					
270-61-635-402.47128	Skate Park	0	2,365	2,365	2,365
	<i>Account Classification Total: MI - Miscellaneous Expenses</i>	0	2,365	2,365	2,365
	Program Total: 402 - Skate Park	0	2,365	2,365	2,365
	Division Total: 635 - Grants-Recreation	0	2,365	2,365	2,365
	Department Total: 61 - Recreation	0	2,365	2,365	2,365
	EXPENSES Total	0	2,365	2,365	2,365
REVENUES					
	EXPENSES	0	2,365	2,365	2,365
	Program Total: 402 - Skate Park	0	(2,365)	(2,365)	(2,365)

Program: 404 - TAC (Teen Advisory Council)

EXPENSES					
<i>MI - Miscellaneous Expenses</i>					
270-61-635-404.47175	Program Expenses	0	6,478	0	6,478
	<i>Account Classification Total: MI - Miscellaneous Expenses</i>	0	6,478	0	6,478
	Program Total: 404 - TAC (Teen Advisory Council)	0	6,478	0	6,478
	Division Total: 635 - Grants-Recreation	0	6,478	0	6,478
	Department Total: 61 - Recreation	0	6,478	0	6,478
	EXPENSES Total	0	6,478	0	6,478
REVENUES					
	EXPENSES	0	6,478	0	6,478
	Program Total: 404 - TAC (Teen Advisory Council)	0	(6,478)	0	(6,478)

Program: 405 - Teen Prevention Program

EXPENSES					
<i>TO - Transfers Out</i>					
270-61-635-405.48001_322	Transfers Out Tr to Program 399 to close this	0	0	0	0

**City of Turlock Proposed 23-24 Budget
Fund 270 Recreation Grants**

G/L Account Number	Account Description	FY 21-22 Actual	FY 22-23 Amended Budget	FY 22-23 Actual YTD at 4/30/23	FY 23-24 Proposed Budget
<i>Account Classification Total: TO - Transfers Out</i>		0	0	0	0
Program Total: 405 - Teen Prevention Program		0	0	0	0
Division Total: 635 - Grants-Recreation		0	0	0	0
Department Total: 61 - Recreation		0	0	0	0
EXPENSES Total		0	0	0	0
REVENUES					
EXPENSES		0	0	0	0
Program Total: 405 - Teen Prevention Program		0	0	0	0

Program: 409 - ASES - Turlock Jr. High

REVENUES					
<i>CH - Charges for Services</i>					
270-61-635-409.35720	Revenue	104,440	140,877	67,274	125,938
<i>Account Classification Total: CH - Charges for Services</i>		104,440	140,877	67,274	125,938
Program Total: 409 - ASES - Turlock Jr. High		104,440	140,877	67,274	125,938
Division Total: 635 - Grants-Recreation		104,440	140,877	67,274	125,938
Department Total: 61 - Recreation		104,440	140,877	67,274	125,938
REVENUES Total		104,440	140,877	67,274	125,938
EXPENSES					
<i>SA - Salaries</i>					
270-61-635-409.41002_000	Part Time Help General	49,666	47,410	48,032	58,875
<i>Account Classification Total: SA - Salaries</i>		49,666	47,410	48,032	58,875
<i>BE - Benefits</i>					
270-61-635-409.42006	SUI	467	161	97	200
270-61-635-409.42007	Workers Comp Insurance	532	255	256	316
270-61-635-409.42008	City Liability Insurance	1,467	840	851	1,043
270-61-635-409.42010	Medicare Tax	720	687	697	854
270-61-635-409.42011	Social Security	3,079	2,939	2,978	3,650
270-61-635-409.42300_011	Salary/Benefits Transfer To GF for ASES Program	22,274	20,021	13,967	23,165
<i>Account Classification Total: BE - Benefits</i>		28,539	24,903	18,846	29,228
<i>CO - Contractual Services</i>					
270-61-635-409.43100_007	Insurance Abuse & Molestation	0	0	0	860
270-61-635-409.43155	Physicals, Shots & Psychological	0	0	147	250
<i>Account Classification Total: CO - Contractual Services</i>		0	0	147	1,110
<i>SU - Supplies and Maintenance</i>					
270-61-635-409.44001_000	Supplies General	25,879	66,750	4,423	35,725
<i>Account Classification Total: SU - Supplies and Maintenance</i>		25,879	66,750	4,423	35,725
<i>UT - Utilities</i>					
270-61-635-409.45001_002	Telephone Wireless/Tablet Service Plan	324	500	681	500
<i>Account Classification Total: UT - Utilities</i>		324	500	681	500
<i>MI - Miscellaneous Expenses</i>					
270-61-635-409.47170	Training	31	500	115	500
<i>Account Classification Total: MI - Miscellaneous Expenses</i>		31	500	115	500
Program Total: 409 - ASES - Turlock Jr. High		104,440	140,063	72,244	125,938
Division Total: 635 - Grants-Recreation		104,440	140,063	72,244	125,938
Department Total: 61 - Recreation		104,440	140,063	72,244	125,938
EXPENSES Total		104,440	140,063	72,244	125,938
REVENUES		104,440	140,877	67,274	125,938

**City of Turlock Proposed 23-24 Budget
Fund 270 Recreation Grants**

G/L Account Number	Account Description	FY 21-22 Actual	FY 22-23 Amended Budget	FY 22-23 Actual YTD at 4/30/23	FY 23-24 Proposed Budget
	EXPENSES	104,440	140,063	72,244	125,938
	Program Total: 409 - ASES - Turlock Jr. High	0	814	(4,970)	0

Program: 417 - ASES Distance Learning Camp

REVENUES

CH - Charges for Services

270-61-635-417.35720	Revenue	0	0	0	0
	<i>Account Classification Total: CH - Charges for Services</i>	0	0	0	0
	Program Total: 417 - ASES Distance Learning Camp	0	0	0	0
	Division Total: 635 - Grants-Recreation	0	0	0	0
	Department Total: 61 - Recreation	0	0	0	0
	REVENUES Total	0	0	0	0

EXPENSES

SA - Salaries

270-61-635-417.41002_000	Part Time Help General	0	0	0	0
	<i>Account Classification Total: SA - Salaries</i>	0	0	0	0

BE - Benefits

270-61-635-417.42006	SUI	0	0	0	0
270-61-635-417.42007	Workers Comp Insurance	0	0	0	0
270-61-635-417.42008	City Liability Insurance	0	0	0	0
270-61-635-417.42010	Medicare Tax	0	0	0	0
270-61-635-417.42011	Social Security	0	0	0	0
270-61-635-417.42300_011	Salary/Benefits Transfer To 110-61-630 ASES Program	0	0	0	0
	<i>Account Classification Total: BE - Benefits</i>	0	0	0	0

CO - Contractual Services

270-61-635-417.43060_000	Contract Services General	0	0	0	0
	<i>Account Classification Total: CO - Contractual Services</i>	0	0	0	0

SU - Supplies and Maintenance

270-61-635-417.44001_000	Supplies General	0	0	0	0
	<i>Account Classification Total: SU - Supplies and Maintenance</i>	0	0	0	0
	Program Total: 417 - ASES Distance Learning Camp	0	0	0	0
	Division Total: 635 - Grants-Recreation	0	0	0	0
	Department Total: 61 - Recreation	0	0	0	0
	EXPENSES Total	0	0	0	0

REVENUES	0	0	0	0
EXPENSES	0	0	0	0
Program Total: 417 - ASES Distance Learning Camp	0	0	0	0

Program: 418 - Holiday Lights Tour

REVENUES

CH - Charges for Services

270-61-635-418.35720	Revenue	0	0	0	0
	<i>Account Classification Total: CH - Charges for Services</i>	0	0	0	0
	Program Total: 418 - Holiday Lights Tour	0	0	0	0
	Division Total: 635 - Grants-Recreation	0	0	0	0
	Department Total: 61 - Recreation	0	0	0	0
	REVENUES Total	0	0	0	0

EXPENSES

SU - Supplies and Maintenance

**City of Turlock Proposed 23-24 Budget
Fund 270 Recreation Grants**

G/L Account Number	Account Description	FY 21-22 Actual	FY 22-23 Amended Budget	FY 22-23 Actual YTD at 4/30/23	FY 23-24 Proposed Budget
270-61-635-418.44001_000	Supplies General	0	0	0	0
<i>Account Classification Total: SU - Supplies and Maintenance</i>		0	0	0	0
Program Total: 418 - Holiday Lights Tour		0	0	0	0
Division Total: 635 - Grants-Recreation		0	0	0	0
Department Total: 61 - Recreation		0	0	0	0
EXPENSES Total		0	0	0	0
REVENUES		0	0	0	0
EXPENSES		0	0	0	0
Program Total: 418 - Holiday Lights Tour		0	0	0	0

Program: 419 - Recreation Equip Per Reso 04-049

REVENUES

TI - Transfers In

270-61-635-419.38001_334	Transfers In Rec Equip fr DesignatedGRReserve	25,785	0	0	0
<i>Account Classification Total: TI - Transfers In</i>		25,785	0	0	0
Program Total: 419 - Recreation Equip Per Reso 04-049		25,785	0	0	0
Division Total: 635 - Grants-Recreation		25,785	0	0	0
Department Total: 61 - Recreation		25,785	0	0	0
REVENUES Total		25,785	0	0	0

EXPENSES

SU - Supplies and Maintenance

270-61-635-419.44001_000	Supplies General	0	25,785	0	25,785
<i>Account Classification Total: SU - Supplies and Maintenance</i>		0	25,785	0	25,785
Program Total: 419 - Recreation Equip Per Reso 04-049		0	25,785	0	25,785
Division Total: 635 - Grants-Recreation		0	25,785	0	25,785
Department Total: 61 - Recreation		0	25,785	0	25,785
EXPENSES Total		0	25,785	0	25,785
REVENUES		25,785	0	0	0
EXPENSES		0	25,785	0	25,785
Program Total: 419 - Recreation Equip Per Reso 04-049		25,785	(25,785)	0	(25,785)

Program: 420 - Senior Nutrition Infrastructure Grant

REVENUES

CH - Charges for Services

270-61-635-420.35720	Revenue	0	30,500	0	15,000
<i>Account Classification Total: CH - Charges for Services</i>		0	30,500	0	15,000
Program Total: 420 - Senior Nutrition Infrastru Grant		0	30,500	0	15,000
Division Total: 635 - Grants-Recreation		0	30,500	0	15,000
Department Total: 61 - Recreation		0	30,500	0	15,000
REVENUES Total		0	30,500	0	15,000

EXPENSES

SU - Supplies and Maintenance

270-61-635-420.44001_000	Supplies General	0	30,500	1,663	15,000
<i>Account Classification Total: SU - Supplies and Maintenance</i>		0	30,500	1,663	15,000
Program Total: 420 - Senior Nutrition Infrastru Grant		0	30,500	1,663	15,000
Division Total: 635 - Grants-Recreation		0	30,500	1,663	15,000
Department Total: 61 - Recreation		0	30,500	1,663	15,000
EXPENSES Total		0	30,500	1,663	15,000

**City of Turlock Proposed 23-24 Budget
Fund 270 Recreation Grants**

G/L Account Number	Account Description	FY 21-22 Actual	FY 22-23 Amended Budget	FY 22-23 Actual YTD at 4/30/23	FY 23-24 Proposed Budget
	REVENUES	0	30,500	0	15,000
	EXPENSES	0	30,500	1,663	15,000
	Program Total: 420 - Senior Nutrition Infrastru Grant	0	0	(1,663)	0

Fund Total: 270 - Recreation Grants					
	REVENUES	791,662	977,805	389,320	850,182
	EXPENSES	734,017	1,041,333	521,826	1,017,641
	Fund Total: 270 - Recreation Grants	57,645	(63,528)	(132,507)	(167,459)



CITY OF TURLOCK BUDGET FY 23-24

Fund 301 Capital Improvement

PURPOSE

To provide funding for capital repairs and replacements at City owned buildings, parks, and related amenities for which no other funding source is available. This is a discretionary fund, funded by transfers from the General Fund.

Pursuant to City Council Resolution 2014-075 a portion of this fund is dedicated to comply with the Federal Americans with Disabilities Act (ADA) and applicable state laws.

PROGRAMS

- ADA improvements to City owned buildings, parks, and related amenities.
- Sidewalk Repair Program for City owned buildings and parks.
- Major repairs and improvements to City owned buildings, parks, and related

GOALS AND OBJECTIVES

- Facilitate the City's ADA Transition Plan to comply with the Title II requirements of the Americans with Disabilities Act (ADA) of 1990 for accessibility to City programs, services, and activities.
- Extend the useful life of City owned buildings, parks, and related amenities.
- Regularly evaluate sidewalks in and around our facilities to address any out of repair sections.

**City of Turlock Proposed 23-24 Budget
Fund 301 Capital Improvements**

G/L Account Number	Account Description	FY 21-22 Actual	FY 22-23 Amended Budget	FY 22-23 Actual YTD at 4/30/23	FY 23-24 Proposed Budget
Fund: 301 - Capital Improvements					
Department: 50 - Municipal Services					
Division: 520 - Capital Improvements					
REVENUES					
<i>IN - Interest Income</i>					
301-50-520.33000	Interest Income	3,516	3,700	(655)	5,100
<i>Account Classification Total: IN - Interest Income</i>		3,516	3,700	(655)	5,100
<i>TI - Transfers In</i>					
301-50-520.38001_212	Transfers In Fr Fd 110 for Facility Maint	60,000	60,000	60,000	60,000
301-50-520.38001_335	Transfers In Fr F117Cannabis for ColumbiaPool	137,317	2,542,759	2,542,758	1,030,381
301-50-520.38003_004	Transfers In-ARPA Columbia Pool Improvements	0	3,000,000	3,000,000	0
<i>Account Classification Total: TI - Transfers In</i>		197,317	5,602,759	5,602,758	1,090,381
Division Total: 520 - Capital Improvements		200,833	5,606,459	5,602,103	1,095,481
Department Total: 50 - Municipal Services		200,833	5,606,459	5,602,103	1,095,481
REVENUES Total		200,833	5,606,459	5,602,103	1,095,481
EXPENSES					
<i>MI - Miscellaneous Expenses</i>					
301-50-520.47010	Bank Charges	87	200	0	100
<i>Account Classification Total: MI - Miscellaneous Expenses</i>		87	200	0	100
<i>CA - Capital Outlay</i>					
301-50-520.51300	Construction Repairs/Improvements	140,857	5,761,845	346,824	5,400,000
301-50-520.51301	City Facilities Repairs	21,602	30,000	21,020	30,000
<i>Account Classification Total: CA - Capital Outlay</i>		162,459	5,791,845	367,845	5,430,000
Division Total: 520 - Capital Improvements		162,546	5,792,045	367,845	5,430,100
Department Total: 50 - Municipal Services		162,546	5,792,045	367,845	5,430,100
EXPENSES Total		162,546	5,792,045	367,845	5,430,100
REVENUES		200,833	5,606,459	5,602,103	1,095,481
EXPENSES		162,546	5,792,045	367,845	5,430,100
Division Total: 520 - Capital Improvements		38,287	(185,586)	5,234,258	(4,334,619)

Division: 521 - Disability Access Claim Fee

No revenues or expenses budgeted for this Fiscal Year.

Division: 522 - CASp Cert & Training Fund

REVENUES					
<i>LI - Licenses & Permits</i>					
301-50-522.31054	CASp Certification & Training Fee (1/1/18-12/31/23)	25,166	25,000	23,481	12,500
<i>Account Classification Total: LI - Licenses & Permits</i>		25,166	25,000	23,481	12,500
Division Total: 522 - CASp Cert & Training Fund		25,166	25,000	23,481	12,500
Department Total: 50 - Municipal Services		25,166	25,000	23,481	12,500
REVENUES Total		25,166	25,000	23,481	12,500
EXPENSES					
<i>MI - Miscellaneous Expenses</i>					
301-50-522.47095_012	Training CASp Certification & Training	3,325	23,000	0	23,000
<i>Account Classification Total: MI - Miscellaneous Expenses</i>		3,325	23,000	0	23,000
Division Total: 522 - CASp Cert & Training Fund		3,325	23,000	0	23,000
Department Total: 50 - Municipal Services		3,325	23,000	0	23,000
EXPENSES Total		3,325	23,000	0	23,000

**City of Turlock Proposed 23-24 Budget
Fund 301 Capital Improvements**

G/L Account Number	Account Description	FY 21-22 Actual	FY 22-23 Amended Budget	FY 22-23 Actual YTD at 4/30/23	FY 23-24 Proposed Budget
	REVENUES	25,166	25,000	23,481	12,500
	EXPENSES	3,325	23,000	0	23,000
	Division Total: 522 - CASp Cert & Training Fund	21,841	2,000	23,481	(10,500)
Division: 523 - ADA Improvements					
REVENUES					
<i>TI - Transfers In</i>					
301-50-523.38001_017	Transfers In Fr 110-10-112 ADA Improvements	10,000	10,000	10,000	10,000
301-50-523.38001_186	Transfers In Fr 217&410 ADA Sidewalk Improve	37,989	45,000	0	45,000
	<i>Account Classification Total: TI - Transfers In</i>	47,989	55,000	10,000	55,000
	Division Total: 523 - ADA Improvements	47,989	55,000	10,000	55,000
	Department Total: 50 - Municipal Services	47,989	55,000	10,000	55,000
	REVENUES Total	47,989	55,000	10,000	55,000
EXPENSES					
<i>SU - Supplies and Maintenance</i>					
301-50-523.44008	Engineered Wood Fiber (ADA)	0	10,000	0	10,000
	<i>Account Classification Total: SU - Supplies and Maintenance</i>	0	10,000	0	10,000
<i>MI - Miscellaneous Expenses</i>					
301-50-523.47320_003	Repair Program ADA Sidewalk Improvement	50,652	60,000	23,350	60,000
	<i>Account Classification Total: MI - Miscellaneous Expenses</i>	50,652	60,000	23,350	60,000
<i>CA - Capital Outlay</i>					
301-50-523.51304	ADA Construction Projects	0	65,000	8,609	65,000
	<i>Account Classification Total: CA - Capital Outlay</i>	0	65,000	8,609	65,000
	Division Total: 523 - ADA Improvements	50,652	135,000	31,959	135,000
	Department Total: 50 - Municipal Services	50,652	135,000	31,959	135,000
	EXPENSES Total	50,652	135,000	31,959	135,000
	REVENUES	47,989	55,000	10,000	55,000
	EXPENSES	50,652	135,000	31,959	135,000
	Division Total: 523 - ADA Improvements	(2,663)	(80,000)	(21,959)	(80,000)
Fund Total: 301 - Capital Improvements					
	REVENUES	273,988	5,686,459	5,635,584	1,162,981
	EXPENSES	216,523	5,950,045	399,803	5,588,100
	Fund Total: 301 - Capital Improvements	57,465	(263,586)	5,235,780	(4,425,119)



CITY OF TURLOCK BUDGET FY 23-24

Fund 302 Street Lighting

PURPOSE

The purpose of this fund is to provide a revenue stream for the reimbursement to developers for the installation of public street lights and the construction of a small number of public street lights on an annual basis.

PROGRAMS

This program collects fees from developers who build adjacent to roadways that have a fully functional street light system. These fees are collected on a linear foot basis and are used to reimburse the City of Turlock or developers who originally installed the street light facilities.

GOALS AND OBJECTIVES

- Provide reimbursement to developers for the installation of street light systems.
- Provide reimbursement to the City of Turlock for the installation of street light systems.
- Provide for the installation of a few new street lights in needed areas of the City, where needed and if funds are available.

**City of Turlock Proposed 23-24 Budget
Fund 302 Street Light Installation**

G/L Account Number	Account Description	FY 21-22 Actual	FY 22-23 Amended Budget	FY 22-23 Actual YTD at 4/30/23	FY 23-24 Proposed Budget
Fund: 302 - Street Light Installation					
Department: 40 - Development Services					
Division: 433 - Street Lighting					
REVENUES					
<i>IN - Interest Income</i>					
302-40-433.33000	Interest Income	714	800	(131)	1,600
<i>Account Classification Total: IN - Interest Income</i>		714	800	(131)	1,600
<i>CH - Charges for Services</i>					
302-40-433.35166	Street Light Revenues	1,043	2,000	1,247	2,000
<i>Account Classification Total: CH - Charges for Services</i>		1,043	2,000	1,247	2,000
Division Total: 433 - Street Lighting		1,757	2,800	1,116	3,600
Department Total: 40 - Development Services		1,757	2,800	1,116	3,600
REVENUES Total		1,757	2,800	1,116	3,600
EXPENSES					
<i>SU - Supplies and Maintenance</i>					
302-40-433.44001_204	Supplies Street Lighting Inventory	0	2,000	0	2,000
<i>Account Classification Total: SU - Supplies and Maintenance</i>		0	2,000	0	2,000
<i>CA - Capital Outlay</i>					
302-40-433.51200	Misc Light Installation	0	25,000	0	25,000
<i>Account Classification Total: CA - Capital Outlay</i>		0	25,000	0	25,000
Division Total: 433 - Street Lighting		0	27,000	0	27,000
Department Total: 40 - Development Services		0	27,000	0	27,000
EXPENSES Total		0	27,000	0	27,000
REVENUES		1,757	2,800	1,116	3,600
EXPENSES		0	27,000	0	27,000
Fund Total: 302 - Street Light Installation		1,757	(24,200)	1,116	(23,400)



CITY OF TURLOCK BUDGET FY 23-24

Fund 305 Capital Facilities Fees

PURPOSE

The purpose of this fund is to provide a revenue stream from the development community for the construction of public infrastructure intended to mitigate Transportation, Police, Fire and General Government impacts caused by growth.

PROGRAMS

This program collects fees from developers at the time of building permit issuance and is intended to mitigate the impacts associated with growth caused by development. Specifically, this fee has four main components. The Transportation component provides for roadway, intersection, and bicycle improvements that mitigate the increased demand brought on our street network by development. The Police component provides for additional police facilities to accommodate additional officers, staff, and associated materials. The Fire component provides for additional fire facilities to accommodate additional firefighters, staff, and associated materials. The General Government component provides for additional general government facilities to accommodate additional staff and associated materials.

GOALS AND OBJECTIVES

- Continue construction of new and expanded infrastructure and facilities needed to serve new development in the City.
- Provide local match funding for the signalization and improvement of the West Main Street and Tegner Road intersection.

**City of Turlock Proposed 23-24 Budget
Fund 305 Capital Facility Fees**

G/L Account Number	Account Description	FY 21-22 Actual	FY 22-23 Amended Budget	FY 22-23 Actual YTD at 4/30/23	FY 23-24 Proposed Budget
Fund: 305 - Capital Facility Fees					
Department: 40 - Development Services					
Division: 440 - Roadways					
REVENUES					
<i>IN - Interest Income</i>					
305-40-440.33099	Market Valuation	(235,351)	0	0	0
305-40-440.33160_001	Interest Income-CFF Roadways	37,895	35,000	(7,301)	87,500
<i>Account Classification Total: IN - Interest Income</i>		<u>(197,456)</u>	<u>35,000</u>	<u>(7,301)</u>	<u>87,500</u>
<i>CH - Charges for Services</i>					
305-40-440.35167_002	Facility Fee Roadways	2,657,034	2,000,000	1,255,675	1,200,000
<i>Account Classification Total: CH - Charges for Services</i>		<u>2,657,034</u>	<u>2,000,000</u>	<u>1,255,675</u>	<u>1,200,000</u>
Division Total: 440 - Roadways		<u>2,459,579</u>	<u>2,035,000</u>	<u>1,248,374</u>	<u>1,287,500</u>
Department Total: 40 - Development Services		<u>2,459,579</u>	<u>2,035,000</u>	<u>1,248,374</u>	<u>1,287,500</u>
REVENUES Total		<u>2,459,579</u>	<u>2,035,000</u>	<u>1,248,374</u>	<u>1,287,500</u>
EXPENSES					
<i>MI - Miscellaneous Expenses</i>					
305-40-440.47010	Bank Charges	818	1,000	0	1,200
<i>Account Classification Total: MI - Miscellaneous Expenses</i>		<u>818</u>	<u>1,000</u>	<u>0</u>	<u>1,200</u>
<i>CA - Capital Outlay</i>					
305-40-440.51270	Construction Project	126,436	700,000	96,058	1,600,000
<i>Account Classification Total: CA - Capital Outlay</i>		<u>126,436</u>	<u>700,000</u>	<u>96,058</u>	<u>1,600,000</u>
<i>TO - Transfers Out</i>					
305-40-440.48001_099	Transfers Out Repay SR99/Fulkerth Interchange	300,000	2,913,788	2,913,788	0
305-40-440.48001_233	Transfers Out Tegner & Main Signal P1444	0	0	0	409,000
305-40-440.48001_256	Transfers Out Linwood ATP P1572	588,000	0	0	0
<i>Account Classification Total: TO - Transfers Out</i>		<u>888,000</u>	<u>2,913,788</u>	<u>2,913,788</u>	<u>409,000</u>
Division Total: 440 - Roadways		<u>1,015,254</u>	<u>3,614,788</u>	<u>3,009,846</u>	<u>2,010,200</u>
Department Total: 40 - Development Services		<u>1,015,254</u>	<u>3,614,788</u>	<u>3,009,846</u>	<u>2,010,200</u>
EXPENSES Total		<u>1,015,254</u>	<u>3,614,788</u>	<u>3,009,846</u>	<u>2,010,200</u>
REVENUES		<u>2,459,579</u>	<u>2,035,000</u>	<u>1,248,374</u>	<u>1,287,500</u>
EXPENSES		<u>1,015,254</u>	<u>3,614,788</u>	<u>3,009,846</u>	<u>2,010,200</u>
Division Total: 440 - Roadways		<u>1,444,325</u>	<u>(1,579,788)</u>	<u>(1,761,472)</u>	<u>(722,700)</u>

Division: 441 - Police

REVENUES					
<i>CH - Charges for Services</i>					
305-40-441.35167_007	Facility Fee Police	106,522	75,000	55,226	50,000
<i>Account Classification Total: CH - Charges for Services</i>		<u>106,522</u>	<u>75,000</u>	<u>55,226</u>	<u>50,000</u>
Division Total: 441 - Police		<u>106,522</u>	<u>75,000</u>	<u>55,226</u>	<u>50,000</u>
Department Total: 40 - Development Services		<u>106,522</u>	<u>75,000</u>	<u>55,226</u>	<u>50,000</u>
REVENUES Total		<u>106,522</u>	<u>75,000</u>	<u>55,226</u>	<u>50,000</u>
REVENUES		<u>106,522</u>	<u>75,000</u>	<u>55,226</u>	<u>50,000</u>
EXPENSES		<u>106,522</u>	<u>75,000</u>	<u>55,226</u>	<u>50,000</u>
Division Total: 441 - Police		<u>106,522</u>	<u>75,000</u>	<u>55,226</u>	<u>50,000</u>

Division: 442 - Admin Projects

REVENUES					
<i>IN - Interest Income</i>					

**City of Turlock Proposed 23-24 Budget
Fund 305 Capital Facility Fees**

G/L Account Number	Account Description	FY 21-22 Actual	FY 22-23 Amended Budget	FY 22-23 Actual YTD at 4/30/23	FY 23-24 Proposed Budget
305-40-442.33160_003	Interest Income-CFF Admin Projects	9,405	6,000	(1,708)	17,900
<i>Account Classification Total: IN - Interest Income</i>		9,405	6,000	(1,708)	17,900
<i>CH - Charges for Services</i>					
305-40-442.35167_009	Facility Fee Administration Projects	172,594	100,000	61,653	60,000
<i>Account Classification Total: CH - Charges for Services</i>		172,594	100,000	61,653	60,000
<i>TI - Transfers In</i>					
305-40-442.38001_007	Transfers In Fr Fd 410&420BCH Rent-Coll&Bill	15,800	15,800	11,850	15,800
305-40-442.38001_099	Transfers In Repay from Trans-SR99/Fulkerth	300,000	2,913,788	2,913,788	0
<i>Account Classification Total: TI - Transfers In</i>		315,800	2,929,588	2,925,638	15,800
Division Total: 442 - Admin Projects		497,799	3,035,588	2,985,582	93,700
Department Total: 40 - Development Services		497,799	3,035,588	2,985,582	93,700
REVENUES Total		497,799	3,035,588	2,985,582	93,700
EXPENSES					
<i>MI - Miscellaneous Expenses</i>					
305-40-442.47010	Bank Charges	192	300	0	200
<i>Account Classification Total: MI - Miscellaneous Expenses</i>		192	300	0	200
Division Total: 442 - Admin Projects		192	300	0	200
Department Total: 40 - Development Services		192	300	0	200
EXPENSES Total		192	300	0	200
REVENUES		497,799	3,035,588	2,985,582	93,700
EXPENSES		192	300	0	200
Division Total: 442 - Admin Projects		497,607	3,035,288	2,985,582	93,500
Division: 443 - Fire					
REVENUES					
<i>IN - Interest Income</i>					
305-40-443.33160_004	Interest Income-CFF Fire	10,395	10,000	(1,999)	19,500
<i>Account Classification Total: IN - Interest Income</i>		10,395	10,000	(1,999)	19,500
<i>CH - Charges for Services</i>					
305-40-443.35167_008	Facility Fee Fire	59,802	40,000	32,955	30,000
<i>Account Classification Total: CH - Charges for Services</i>		59,802	40,000	32,955	30,000
Division Total: 443 - Fire		70,197	50,000	30,957	49,500
Department Total: 40 - Development Services		70,197	50,000	30,957	49,500
REVENUES Total		70,197	50,000	30,957	49,500
EXPENSES					
<i>MI - Miscellaneous Expenses</i>					
305-40-443.47010	Bank Charges	224	300	0	300
<i>Account Classification Total: MI - Miscellaneous Expenses</i>		224	300	0	300
Division Total: 443 - Fire		224	300	0	300
Department Total: 40 - Development Services		224	300	0	300
EXPENSES Total		224	300	0	300
REVENUES		70,197	50,000	30,957	49,500
EXPENSES		224	300	0	300
Division Total: 443 - Fire		69,972	49,700	30,957	49,200

**City of Turlock Proposed 23-24 Budget
Fund 305 Capital Facility Fees**

G/L Account Number	Account Description	FY 21-22 Actual	FY 22-23 Amended Budget	FY 22-23 Actual YTD at 4/30/23	FY 23-24 Proposed Budget
Division: 444 - Contingency					
REVENUES					
<i>IN - Interest Income</i>					
305-40-444.33160_005	Interest Income-CFF Contingency	1,324	1,300	(257)	2,400
<i>Account Classification Total: IN - Interest Income</i>		1,324	1,300	(257)	2,400
Division Total: 444 - Contingency		1,324	1,300	(257)	2,400
Department Total: 40 - Development Services		1,324	1,300	(257)	2,400
REVENUES Total		1,324	1,300	(257)	2,400
EXPENSES					
<i>MI - Miscellaneous Expenses</i>					
305-40-444.47010	Bank Charges	29	100	0	0
<i>Account Classification Total: MI - Miscellaneous Expenses</i>		29	100	0	0
Division Total: 444 - Contingency		29	100	0	0
Department Total: 40 - Development Services		29	100	0	0
EXPENSES Total		29	100	0	0
REVENUES		1,324	1,300	(257)	2,400
EXPENSES		29	100	0	0
Division Total: 444 - Contingency		1,295	1,200	(257)	2,400
Division: 460 - Admin					
REVENUES					
<i>IN - Interest Income</i>					
305-40-460.33000	Interest Income	0	0	0	17,400
<i>Account Classification Total: IN - Interest Income</i>		0	0	0	17,400
<i>CH - Charges for Services</i>					
305-40-460.35167_001	Facility Fee Admin Fee	156,989	110,000	108,693	100,000
<i>Account Classification Total: CH - Charges for Services</i>		156,989	110,000	108,693	100,000
Division Total: 460 - Admin		156,989	110,000	108,693	117,400
Department Total: 40 - Development Services		156,989	110,000	108,693	117,400
REVENUES Total		156,989	110,000	108,693	117,400
EXPENSES					
<i>CO - Contractual Services</i>					
305-40-460.43030	City Engineering Services	2,086	50,000	-	50,000
305-40-460.43060_000	Contract Services General	-	150,000	-	150,000
305-40-460.43169	Reporting	-	25,000	15,194	22,500
<i>Account Classification Total: CO - Contractual Services</i>		2,086	225,000	15,194	222,500
<i>MI - Miscellaneous Expenses</i>					
305-40-460.47010	Bank Charges	186	0	0	200
<i>Account Classification Total: MI - Miscellaneous Expenses</i>		186	0	0	200
Division Total: 460 - Admin		2,273	225,000	15,194	222,700
Department Total: 40 - Development Services		2,273	225,000	15,194	222,700
EXPENSES Total		2,273	225,000	15,194	222,700
REVENUES		156,989	110,000	108,693	117,400
EXPENSES		2,273	225,000	15,194	222,700
Division Total: 460 - Admin		154,716	(115,000)	93,499	(105,300)

**City of Turlock Proposed 23-24 Budget
Fund 305 Capital Facility Fees**

G/L Account Number	Account Description	FY 21-22 Actual	FY 22-23 Amended Budget	FY 22-23 Actual YTD at 4/30/23	FY 23-24 Proposed Budget
Fund Total: 305 - Capital Facility Fees					
	REVENUES	3,292,409	5,306,888	4,428,575	1,600,500
	EXPENSES	1,017,972	3,840,488	3,025,039	2,233,400
	Fund Total: 305 - Capital Facility Fees	<u>2,274,437</u>	<u>1,466,400</u>	<u>1,403,535</u>	<u>(632,900)</u>



CITY OF TURLOCK BUDGET FY 23-24

Fund 306 North Turlock Master Plan Fees

PURPOSE

The purpose of this fund is to provide a revenue stream from the development community within the North Turlock Master Plan area (approximately 370 acres) for the construction of public infrastructure with the intention of sharing costs of backbone infrastructure associated with transportation, sewer, and storm drains.

PROGRAMS

This program collects fees from developers at the time of building permit issuance and is intended to share the cost of backbone infrastructure within the North Turlock Master Plan (NTMP) area. Specifically, this fee has three main components. The Transportation component provides for roadway improvements within the plan area. The Sewer component provides for necessary improvements for the full build out of the NTMP. The Storm Drain component provides for necessary improvements for the full build out of the NTMP. All the public facilities were master planned and a fee was attributed to the NTMP area based on location, business use, and zoning.

**City of Turlock Proposed 23-24 Budget
Fund 306 North Turlock Master Plan**

G/L Account Number	Account Description	FY 21-22 Actual	FY 22-23 Amended Budget	FY 22-23 Actual YTD at 4/30/23	FY 23-24 Proposed Budget
Fund: 306 - North Turlock Master Plan					
Department: 40 - Development Services					
Division: 455 - Transportation					
REVENUES					
<i>IN - Interest Income</i>					
306-40-455.33225_004	Interest Income-Transportation NAMP	4,364	5,000	(797)	9,500
<i>Account Classification Total: IN - Interest Income</i>		4,364	5,000	(797)	9,500
Division Total: 455 - Transportation		4,364	5,000	(797)	9,500
Department Total: 40 - Development Services		4,364	5,000	(797)	9,500
REVENUES Total		4,364	5,000	(797)	9,500
EXPENSES					
<i>MI - Miscellaneous Expenses</i>					
306-40-455.47010	Bank Charges	274	400	0	100
<i>Account Classification Total: MI - Miscellaneous Expenses</i>		274	400	0	100
<i>TO - Transfers Out</i>					
306-40-455.48001_225	Transfers Out ToFd215 Taylor/Walnut Signal1427	-	-	-	48,000
<i>Account Classification Total: TO - Transfers Out</i>		-	-	-	48,000
Division Total: 455 - Transportation		274	400	0	48,100
Department Total: 40 - Development Services		274	400	0	48,100
EXPENSES Total		274	400	0	48,100
REVENUES		4,364	5,000	(797)	9,500
EXPENSES		274	400	0	48,100
Division Total: 455 - Transportation		4,090	4,600	(797)	(38,600)

Division: 456 - Sewer					
REVENUES					
<i>IN - Interest Income</i>					
306-40-456.33223_006	Interest Income-Sewer NAMP	4,127	5,000	(753)	9,000
<i>Account Classification Total: IN - Interest Income</i>		4,127	5,000	(753)	9,000
Division Total: 456 - Sewer		4,127	5,000	(753)	9,000
Department Total: 40 - Development Services		4,127	5,000	(753)	9,000
REVENUES Total		4,127	5,000	(753)	9,000
EXPENSES					
<i>MI - Miscellaneous Expenses</i>					
306-40-456.47010	Bank Charges	-	-	-	100
<i>Account Classification Total: MI - Miscellaneous Expenses</i>		-	-	-	100
Division Total: 456 - Sewer		0	0	0	100
Department Total: 40 - Development Services		0	0	0	100
EXPENSES Total		0	0	0	100
REVENUES		4,127	5,000	(753)	9,000
EXPENSES		0	0	0	100
Division Total: 456 - Sewer		4,127	5,000	(753)	8,900

Division: 457 - Storm					
REVENUES					
<i>IN - Interest Income</i>					
306-40-457.33000	Interest Income	2,238	2,600	(411)	4,900
306-40-457.33099	Market Valuation	(8,374)			

**City of Turlock Proposed 23-24 Budget
Fund 306 North Turlock Master Plan**

G/L Account Number	Account Description	FY 21-22 Actual	FY 22-23 Amended Budget	FY 22-23 Actual YTD at 4/30/23	FY 23-24 Proposed Budget
	<i>Account Classification Total: IN - Interest Income</i>	(6,136)	2,600	(411)	4,900
	Division Total: 457 - Storm	(6,136)	2,600	(411)	4,900
	Department Total: 40 - Development Services	(6,136)	2,600	(411)	4,900
	REVENUES Total	(6,136)	2,600	(411)	4,900
EXPENSES					
	<i>MI - Miscellaneous Expenses</i>				
306-40-457.47010	Bank Charges	-	-	-	100
	<i>Account Classification Total: MI - Miscellaneous Expenses</i>	-	-	-	100
	Division Total: 457 - Storm	0	0	0	100
	Department Total: 40 - Development Services	0	0	0	100
	EXPENSES Total	0	0	0	100
	REVENUES	(6,136)	2,600	(411)	4,900
	EXPENSES	0	0	0	100
	Division Total: 457 - Storm	(6,136)	2,600	(411)	4,800

Division: 460 - Admin

No revenues budgeted for this Fiscal Year.

Fund Total: 306 - North Turlock Master Plan

REVENUES	2,354	12,600	(1,962)	23,400
EXPENSES	274	400	0	48,300
Fund Total: 306 - North Turlock Master Plan	2,081	12,200	(1,962)	(24,900)



CITY OF TURLOCK BUDGET FY 23-24

Fund 307 Northeast Master Plan Area Fees

PURPOSE

The purpose of this fund is to provide a revenue stream from the development community within the Northeast Turlock Master Plan area (approximately 255 acres) for the construction of public infrastructure with the intention of sharing costs of backbone infrastructure associated with transportation, sewer, water, and storm drains.

PROGRAMS

This program collects fees from developers at the time of building permit issuance and is intended to share the cost of backbone infrastructure within the Northeast Turlock Master Plan (NETMP) area. Specifically, this fee has four main components. The Transportation component provides for roadway improvements within the plan area. The Sewer component provides for necessary improvements for the full build out of the NETMP. The Water component provides for necessary improvements for the full build out of the NETMP. The Storm Drain component provides for necessary improvements for the full build out of the NETMP. All the public facilities were master planned and a fee was attributed to the NETMP area based on location, business use, and zoning.

GOALS AND OBJECTIVES

- Monitor the construction of master plan improvements currently conditioned to be completed by subdivisions in construction.
- Continue to make reimbursements to developers for master planned improvements conditioned to be completed by subdivisions in construction.
- Make other improvements as funding comes available.

Note: Timing on further infrastructure and reimbursement to developers are dependent on actual development.

**City of Turlock Proposed 23-24 Budget
Fund 307 NE Turlock Master Plan**

G/L Account Number	Account Description	FY 21-22 Actual	FY 22-23 Amended Budget	FY 22-23 Actual YTD at 4/30/23	FY 23-24 Proposed Budget
--------------------	---------------------	--------------------	-------------------------------	--------------------------------------	--------------------------------

Fund: 307 - NE Turlock Master Plan

Department: 40 - Development Services

Division: 455 - Transportation

REVENUES

IN - Interest Income

307-40-455.33099	Market Valuation	(29,071)	0	0	0
307-40-455.33225_005	Interest Income-Transportation NETMP	7,412	9,000	(1,349)	16,100
<i>Account Classification Total: IN - Interest Income</i>		(21,659)	9,000	(1,349)	16,100

CH - Charges for Services

307-40-455.35174_001	NETMP Fee Transportation	24,001	20,000	33,247	30,000
<i>Account Classification Total: CH - Charges for Services</i>		24,001	20,000	33,247	30,000

Division Total: 455 - Transportation 2,342 29,000 31,898 46,100

Department Total: 40 - Development Services 2,342 29,000 31,898 46,100

REVENUES Total 2,342 29,000 31,898 46,100

EXPENSES

MI - Miscellaneous Expenses

307-40-455.47010	Bank Charges	451	700	0	200
<i>Account Classification Total: MI - Miscellaneous Expenses</i>		451	700	0	200

CA - Capital Outlay

307-40-455.51270	Construction Project	0	100,000	0	100,000
<i>Account Classification Total: CA - Capital Outlay</i>		0	100,000	0	100,000

Division Total: 455 - Transportation 451 100,700 0 100,200

Department Total: 40 - Development Services 451 100,700 0 100,200

EXPENSES Total 451 100,700 0 100,200

REVENUES 2,342 29,000 31,898 46,100

EXPENSES 451 100,700 0 100,200

Division Total: 455 - Transportation 1,891 (71,700) 31,898 (54,100)

Division: 456 - Sewer

REVENUES

IN - Interest Income

307-40-456.33099	Market Valuation	(3,754)	0	0	0
307-40-456.33223_007	Interest Income-Sewer NETMP	951	1,100	(174)	2,000
<i>Account Classification Total: IN - Interest Income</i>		(2,803)	1,100	(174)	2,000

Division Total: 456 - Sewer (2,803) 1,100 (174) 2,000

Department Total: 40 - Development Services (2,803) 1,100 (174) 2,000

REVENUES Total (2,803) 1,100 (174) 2,000

REVENUES (2,803) 1,100 (174) 2,000

EXPENSES

Division Total: 456 - Sewer (2,803) 1,100 (174) 2,000

Division: 457 - Storm

REVENUES

IN - Interest Income

307-40-457.33099	Market Valuation	(25,311)	0	0	0
307-40-457.33224_008	Interest Income-Storm NETMP	6,406	7,500	(1,174)	13,800
<i>Account Classification Total: IN - Interest Income</i>		(18,905)	7,500	(1,174)	13,800

Division Total: 457 - Storm (18,905) 7,500 (1,174) 13,800

Department Total: 40 - Development Services (18,905) 7,500 (1,174) 13,800

**City of Turlock Proposed 23-24 Budget
Fund 307 NE Turlock Master Plan**

G/L Account Number	Account Description	FY 21-22 Actual	FY 22-23 Amended Budget	FY 22-23 Actual YTD at 4/30/23	FY 23-24 Proposed Budget
	REVENUES Total	(18,905)	7,500	(1,174)	13,800
EXPENSES					
<i>MI - Miscellaneous Expenses</i>					
307-40-457.47010	Bank Charges	0	0	0	200
	<i>Account Classification Total: MI - Miscellaneous Expenses</i>	0	0	0	200
	Division Total: 457 - Storm	0	0	0	200
	Department Total: 40 - Development Services	0	0	0	200
	EXPENSES Total	0	0	0	200
	REVENUES	(18,905)	7,500	(1,174)	13,800
	EXPENSES	0	0	0	200
	Division Total: 457 - Storm	(18,905)	7,500	(1,174)	13,600

Division: 458 - Water

REVENUES					
<i>IN - Interest Income</i>					
307-40-458.33099	Market Valuation	(10,702)	0	0	0
307-40-458.33226_002	Interest Income-Water NETMP	2,709	3,500	(497)	5,800
	<i>Account Classification Total: IN - Interest Income</i>	(7,993)	3,500	(497)	5,800
	Division Total: 458 - Water	(7,993)	3,500	(497)	5,800
	Department Total: 40 - Development Services	(7,993)	3,500	(497)	5,800
	REVENUES Total	(7,993)	3,500	(497)	5,800
EXPENSES					
<i>MI - Miscellaneous Expenses</i>					
307-40-458.47010	Bank Charges	0	0	0	100
	<i>Account Classification Total: MI - Miscellaneous Expenses</i>	0	0	0	100
	Division Total: 458 - Water	0	0	0	100
	Department Total: 40 - Development Services	0	0	0	100
	EXPENSES Total	0	0	0	100
	REVENUES	(7,993)	3,500	(497)	5,800
	EXPENSES	0	0	0	100
	Division Total: 458 - Water	(7,993)	3,500	(497)	5,700

Division: 460 - Admin

REVENUES					
<i>IN - Interest Income</i>					
307-40-460.33000	Interest Income	0	0	0	600
307-40-460.33099	Market Valuation	(1,198)	0	0	0
	<i>Account Classification Total: IN - Interest Income</i>	(1,198)	0	0	600
	Division Total: 460 - Admin	(1,198)	0	0	600
	Department Total: 40 - Development Services	(1,198)	0	0	600
	REVENUES Total	(1,198)	0	0	600
EXPENSES					
<i>CO - Contractual Services</i>					
307-40-460.43030	City Engineering Services	556	0	262	5,000
307-40-460.43169	Reporting	0	5,000	982	1,250
307-40-460.43195	Special Legal Counsel	0	5,000	0	5,000
307-40-460.43756	Fee Nexus Study	0	5,000	0	5,000
	<i>Account Classification Total: CO - Contractual Services</i>	556	15,000	1,244	16,250
	Division Total: 460 - Admin	556	15,000	1,244	16,250

**City of Turlock Proposed 23-24 Budget
Fund 307 NE Turlock Master Plan**

G/L Account Number	Account Description	FY 21-22 Actual	FY 22-23 Amended Budget	FY 22-23 Actual YTD at 4/30/23	FY 23-24 Proposed Budget
Department Total: 40 - Development Services		556	15,000	1,244	16,250
	EXPENSES Total	556	15,000	1,244	16,250
	REVENUES	(1,198)	0	0	600
	EXPENSES	556	15,000	1,244	16,250
Division Total: 460 - Admin		(1,754)	(15,000)	(1,244)	(15,650)
Fund Total: 307 - NE Turlock Master Plan					
	REVENUES	(28,557)	41,100	30,053	68,300
	EXPENSES	1,008	115,700	1,244	116,750
Fund Total: 307 - NE Turlock Master Plan		(29,565)	(74,600)	28,809	(48,450)



CITY OF TURLOCK BUDGET FY 23-24

Fund 308 Turlock Regional Industrial

PURPOSE

The purpose of this fund is to provide a revenue stream from the development community within the Turlock Regional Industrial Park area (approximately 2,600 acres) for the construction of public infrastructure with the intention of sharing costs of backbone infrastructure associated with sewer and water.

PROGRAMS

This program collects fees from developers at the time of building permit issuance and is intended to share the cost of backbone infrastructure within the Turlock Regional Industrial Park area. Specifically, this fee has two main components. The Sewer component provides for necessary improvements for the full build out of the area. The Water component provides for necessary improvements for the full build out of the area. All the public facilities were master planned and a fee was attributed to the area based on location, business use, and zoning.

GOALS AND OBJECTIVES

- Continue construction of improvements as funding is available with emphasis on developing shovel ready sites south of West Main Street.

Note: Timing on further infrastructure and reimbursement to developers are dependent on actual development.

**City of Turlock Proposed 23-24 Budget
Fund 308 Turlock Regional Industrial Park**

G/L Account Number	Account Description	FY 21-22 Actual	FY 22-23 Amended Budget	FY 22-23 Actual YTD at 4/30/23	FY 23-24 Proposed Budget
Fund: 308 - Turlock Regional Industrial Park					
Department: 40 - Development Services					
Division: 456 - Sewer					
REVENUES					
<i>IN - Interest Income</i>					
308-40-456.33223_008	Interest Income-Sewer WISP	4,949	1,500	(799)	4,700
<i>Account Classification Total: IN - Interest Income</i>		4,949	1,500	(799)	4,700
<i>CH - Charges for Services</i>					
308-40-456.35179_002	Turlock Regional Industrial Park Sewer	27,670	15,000	10,066	15,000
<i>Account Classification Total: CH - Charges for Services</i>		27,670	15,000	10,066	15,000
Division Total: 456 - Sewer		32,619	16,500	9,268	19,700
Department Total: 40 - Development Services		32,619	16,500	9,268	19,700
REVENUES Total		32,619	16,500	9,268	19,700
REVENUES		32,619	16,500	9,268	19,700
EXPENSES					
Division Total: 456 - Sewer		32,619	16,500	9,268	19,700
Division: 457 - Storm					
<i>No revenues or expenses budgeted for this Fiscal Year.</i>					
Division: 458 - Water					
REVENUES					
<i>IN - Interest Income</i>					
308-40-458.33222_001	Interest Income-WISP Potable Water	6,626	1,500	(1,057)	6,300
<i>Account Classification Total: IN - Interest Income</i>		6,626	1,500	(1,057)	6,300
<i>CH - Charges for Services</i>					
308-40-458.35179_004	Turlock Regional Industrial Park Potable Water	50,468	20,000	16,161	20,000
<i>Account Classification Total: CH - Charges for Services</i>		50,468	20,000	16,161	20,000
Division Total: 458 - Water		57,094	21,500	15,104	26,300
Department Total: 40 - Development Services		57,094	21,500	15,104	26,300
REVENUES Total		57,094	21,500	15,104	26,300
REVENUES		57,094	21,500	15,104	26,300
EXPENSES					
Division Total: 458 - Water		57,094	21,500	15,104	26,300
Division: 459 - Recycled Water					
<i>No revenues or expenses budgeted for this Fiscal Year.</i>					
Division: 460 - Admin					
REVENUES					
Department: 40 - Development Services					
Division: 460 - Admin					
<i>CH - Charges for Services</i>					
308-40-460.35179_006	Turlock Regional Industrial Park Administration	2,344	1,200	787	1,200
<i>Account Classification Total: CH - Charges for Services</i>		2,344	1,200	787	1,200
Division Total: 460 - Admin		2,344	1,200	787	1,200
Department Total: 40 - Development Services		2,344	1,200	787	1,200
REVENUES Total		2,344	1,200	787	1,200

**City of Turlock Proposed 23-24 Budget
Fund 308 Turlock Regional Industrial Park**

G/L Account Number	Account Description	FY 21-22 Actual	FY 22-23 Amended Budget	FY 22-23 Actual YTD at 4/30/23	FY 23-24 Proposed Budget
EXPENSES					
<i>CO - Contractual Services</i>					
308-40-460.43030	City Engineering Services	417	5,000	3,069	5,000
308-40-460.43169	Reporting	0	5,000	982	1,250
<i>Account Classification Total: CO - Contractual Services</i>		417	10,000	4,051	6,250
Division Total: 460 - Admin		417	10,000	4,051	6,250
Department Total: 40 - Development Services		417	10,000	4,051	6,250
EXPENSES Total		417	10,000	4,051	6,250
REVENUES		2,344	1,200	787	1,200
EXPENSES		417	10,000	4,051	6,250
Division Total: 460 - Admin		1,927	(8,800)	(3,264)	(5,050)
Division: 465 - In-Lieu Agreements					
REVENUES					
<i>IN - Interest Income</i>					
308-40-465.33000	Interest Income	-	-	-	11,500
<i>Account Classification Total: IN - Interest Income</i>		0	0	0	11,500
<i>CH - Charges for Services</i>					
308-40-465.35179_007	Turlock Regional Industrial Park Tegner Road Improvements	1,309,075	0	0	0
<i>Account Classification Total: CH - Charges for Services</i>		1,309,075	0	0	0
Division Total: 465 - In-Lieu Agreements		1,309,075	0	0	0
Department Total: 40 - Development Services		1,309,075	0	0	0
REVENUES Total		1,309,075	0	0	0
REVENUES		1,309,075	0	0	11,500
EXPENSES		-	-	-	-
Division Total: 465 - In-Lieu Agreements		1,309,075	0	0	11,500
Fund Total: 308 - Turlock Regional Industrial Park					
REVENUES		1,401,132	39,200	25,159	58,700
EXPENSES		417	10,000	4,051	6,250
Fund Total: 308 - Turlock Regional Industrial Park		1,400,715	29,200	21,108	52,450



CITY OF TURLOCK BUDGET FY 23-24

Fund 309 East Tuolumne Master Plan

PURPOSE

The purpose of this fund is to provide a revenue stream from the development community within the East Tuolumne Master Plan area (approximately 101 acres) for the construction of public infrastructure with the intention of sharing costs of backbone infrastructure associated with transportation, sewer, water, and storm drains.

PROGRAMS

This program collects fees from developers at the time of building permit issuance and is intended to share the cost of backbone infrastructure within the East Tuolumne Master Plan (ETMP) area. Specifically, this fee has four main components. The Transportation component provides for roadway improvements within and adjacent to the plan area. The Sewer component provides for necessary improvements for the full build out of the ETMP. The Water component provides for necessary improvements for the full build out of the ETMP. The Storm Drain component provides for necessary improvements for the full build out of the ETMP. All the public facilities were master planned and a fee was attributed to the ETMP area based on location, business use, and zoning.

GOALS AND OBJECTIVES

- Work with developers to continue building out the ETMP

**City of Turlock Proposed 23-24 Budget
Fund 309 East Tuolumne Master Plan**

G/L Account Number	Account Description	FY 21-22 Actual	FY 22-23 Amended Budget	FY 22-23 Actual YTD at 4/30/23	FY 23-24 Proposed Budget
Fund: 309 - East Tuolumne Master Plan					
Department: 40 - Development Services					
Division: 455 - Transportation					
REVENUES					
<i>CH - Charges for Services</i>					
309-40-455.35201_001	E. Tuolumne Master Plan Fee Transportation	0	2,500	0	0
<i>Account Classification Total: CH - Charges for Services</i>		0	2,500	0	0
Division Total: 455 - Transportation		0	2,500	0	0
Department Total: 40 - Development Services		0	2,500	0	0
REVENUES Total		0	2,500	0	0
REVENUES		0	2,500	0	0
EXPENSES					
Division Total: 455 - Transportation		0	2,500	0	0
Division: 456 - Sewer					
REVENUES					
<i>CH - Charges for Services</i>					
309-40-456.35201_002	E. Tuolumne Master Plan Fee Sewer	0	2,500	0	0
<i>Account Classification Total: CH - Charges for Services</i>		0	2,500	0	0
Division Total: 456 - Sewer		0	2,500	0	0
Department Total: 40 - Development Services		0	2,500	0	0
REVENUES Total		0	2,500	0	0
REVENUES		0	2,500	0	0
EXPENSES					
Division Total: 456 - Sewer		0	2,500	0	0
Division: 457 - Storm					
<i>No revenues or expenses budgeted for this Fiscal Year.</i>					
Division: 458 - Water					
REVENUES					
<i>CH - Charges for Services</i>					
309-40-458.35201_004	E. Tuolumne Master Plan Fee Water	0	2,500	0	0
<i>Account Classification Total: CH - Charges for Services</i>		0	2,500	0	0
Division Total: 458 - Water		0	2,500	0	0
Department Total: 40 - Development Services		0	2,500	0	0
REVENUES Total		0	2,500	0	0
REVENUES		0	2,500	0	0
EXPENSES					
Division Total: 458 - Water		0	2,500	0	0
Division: 460 - Admin					
REVENUES					
<i>CH - Charges for Services</i>					
309-40-460.35201_005	E. Tuolumne Master Plan Fee Administration	84,553	50,000	31,828	40,000
<i>Account Classification Total: CH - Charges for Services</i>		84,553	50,000	31,828	40,000
<i>OR - Other Revenues</i>					

**City of Turlock Proposed 23-24 Budget
Fund 309 East Tuolumne Master Plan**

G/L Account Number	Account Description	FY 21-22 Actual	FY 22-23 Amended Budget	FY 22-23 Actual YTD at 4/30/23	FY 23-24 Proposed Budget
309-40-460.35201_006	E. Tuolumne Master Plan Fee Master Plan Update	0	0	3,857	0
<i>Account Classification Total: CH - Charges for Services</i>		0	0	3,857	0
Division Total: 460 - Admin		84,553	50,000	35,686	40,000
Department Total: 40 - Development Services		84,553	50,000	35,686	40,000
REVENUES Total		84,553	50,000	35,686	40,000
EXPENSES					
<i>CO - Contractual Services</i>					
309-40-460.43030	City Engineering Services	-	5,000	1,345	5,000
309-40-460.43169	Reporting	-	2,500	746	1,250
309-40-460.43272	Reimburse Developers	-	-	-	4,000
<i>Account Classification Total: CO - Contractual Services</i>		0	7,500	2,091	10,250
Division Total: 460 - Admin		0	7,500	2,091	10,250
Department Total: 40 - Development Services		0	7,500	2,091	10,250
EXPENSES Total		0	7,500	2,091	10,250
REVENUES		84,553	50,000	35,686	40,000
EXPENSES		0	7,500	2,091	10,250
Division Total: 460 - Admin		84,553	42,500	33,595	29,750
Fund Total: 309 - East Tuolumne Master Plan					
REVENUES		84,553	57,500	35,686	40,000
EXPENSES		0	7,500	2,091	10,250
Fund Total: 309 - East Tuolumne Master Plan		84,553	50,000	33,595	29,750



CITY OF TURLOCK BUDGET FY 22-23

Fund 401 Airport

PURPOSE

The City of Turlock as owner and sponsor of the Turlock Municipal Airport receives grant funds from the State of California Caltrans Division of Avionics as well as the Federal Aviation Administration as an airport improvement entitlement jurisdiction. In addition, the City competes for grant funds related to capital improvement projects at the Airport. The airport is located eight miles out East Avenue and is a General Aviation classified airport. There are currently fifty-five fixed wing aircrafts based at the airport. The day-to-day operations of the airport are provided under contract with the Turlock Regional Aviation Association (TRAA).

The TRAA is a non-profit organization of local aviation enthusiasts and airport supporters. The City assists the TRAA by facilitating the expenditures and reporting of grant funds and in assuring that all federal grant assurances are met. In addition, other City program areas, such as Engineering, provide capital project assistance as new improvement projects are constructed. TRAA is actively working to implement revenue generating strategies at the airport to offset maintenance expenses and provide grant match funds for future projects. Examples of these strategies are leased storage space and an agricultural lease of non-aviation areas at the airport.

**City of Turlock Proposed 23-24 Budget
Fund 401 Airport**

G/L Account Number	Account Description	FY 21-22 Actual	FY 22-23 Amended Budget	FY 22-23 Actual YTD at 4/30/23	FY 23-24 Proposed Budget
Fund: 401 - Airport					
Department: 10 - Administration					
Division: 125 - Airport					
REVENUES					
<i>IG - Intergovernmental</i>					
401-10-125.34306	FAA Cares Act Airport Grant Revenue	0	30,000	0	30,000
401-10-125.34308	FAA ARPA Airport Grant Revenue	0	32,000	0	32,000
401-10-125.34300	State Operations Grant	10,000	10,000	0	10,000
<i>Account Classification Total: IG - Intergovernmental</i>		10,000	72,000	0	72,000
Division Total: 125 - Airport		10,000	72,000	0	72,000
Department Total: 10 - Administration		10,000	72,000	0	72,000
REVENUES Total		10,000	72,000	0	72,000
EXPENSES					
<i>MI - Miscellaneous Expenses</i>					
401-10-125.47010	Bank Charges	6	100	0	0
401-10-125.47095_000	Training General/Travel	0	1,200	608	1,200
401-10-125.47182	FAA CARES Act Airport Grant-General Operations	0	30,000	0	30,000
401-10-125.47189	FAA ARPA Airport Grant-General Operations	0	32,000	0	32,000
<i>Account Classification Total: MI - Miscellaneous Expenses</i>		6	63,300	608	63,200
<i>TO - Transfers Out</i>					
401-10-125.48001_159	Transfers Out Airport Support	-	8,700	-	10,000
<i>Account Classification Total: TO - Transfers Out</i>		0	8,700	0	10,000
Division Total: 125 - Airport		6	72,000	608	73,200
Department Total: 10 - Administration		6	72,000	608	73,200
EXPENSES Total		6	72,000	608	73,200
Fund REVENUE Total: 401 - Airport		10,000	72,000	0	72,000
Fund EXPENSE Total: 401 - Airport		6	72,000	608	73,200
Fund Total: 401 - Airport		9,994	0	(608)	(1,200)



CITY OF TURLOCK BUDGET FY 23-24

Fund 411 Storm Drainage Construction

PURPOSE

The purpose of this fund is to provide storm drain infrastructure throughout the City of Turlock in accordance with the Storm Drain Master Plan adopted in 1988.

PROGRAMS

Master storm drain fees are collected from new development at the recordation of their Parcel or Subdivision Map or at building permit issuance. These fees are collected on a per acre and zoning basis.

GOALS AND OBJECTIVES

- Enhance the collection, storage and delivery of storm water to the San Joaquin River.
- Ensure that development mitigates its impacts to the City storm drain system.
- Complete the preparation of a new fee nexus study and adjust fees as needed.

**City of Turlock Proposed 23-24 Budget
Fund 411 Storm Drainage Construction**

G/L Account Number	Account Description	FY 21-22 Actual	FY 22-23 Amended Budget	FY 22-23 Actual YTD at 4/30/23	FY 23-24 Proposed Budget
Fund: 411 - Storm Drainage Construction					
Department: 51 - Sewer					
Division: 536 - Capital					
REVENUES					
<i>IN - Interest Income</i>					
411-51-536.33000	Interest Income	22,857	16,700	(4,223)	52,500
411-51-536.33099	Market Valuation	(91,190)			
<i>Account Classification Total: IN - Interest Income</i>		(68,333)	16,700	(4,223)	52,500
<i>CH - Charges for Services</i>					
411-51-536.35197_011	Admin Fee Fund 411 Stormwater Master Plan	17,645	16,000	3,666	5,000
411-51-536.35432	Storm Drainage Fees	688,386	400,000	152,499	150,000
<i>Account Classification Total: CH - Charges for Services</i>		706,032	416,000	156,165	155,000
Division Total: 536 - Capital		637,699	432,700	151,942	207,500
Department Total: 51 - Sewer		637,699	432,700	151,942	207,500
REVENUES Total		637,699	432,700	151,942	207,500
EXPENSES					
<i>CO - Contractual Services</i>					
411-51-536.43030	City Engineering Services	-	5,000	-	5,000
411-51-536.43060_000	Contract Services General	-	20,000	-	20,000
411-51-536.43169	Reporting	-	1,600	982	1,250
<i>Account Classification Total: CO - Contractual Services</i>		0	26,600	982	26,250
<i>MI - Miscellaneous Expenses</i>					
411-51-536.47010	Bank Charges	565	600	-	700
<i>Account Classification Total: MI - Miscellaneous Expenses</i>		565	600	0	700
<i>CA - Capital Outlay</i>					
411-51-536.51270	Construction Project	-	1,000,000	-	1,000,000
<i>Account Classification Total: CA - Capital Outlay</i>		0	1,000,000	0	1,000,000
Division Total: 536 - Capital		565	1,027,200	982	1,026,950
Department Total: 51 - Sewer		565	1,027,200	982	1,026,950
EXPENSES Total		565	1,027,200	982	1,026,950
REVENUES		637,699	432,700	151,942	207,500
EXPENSES		565	1,027,200	982	1,026,950
Fund Total: 411 - Storm Drainage Construction		637,134	(594,500)	150,960	(819,450)



CITY OF TURLOCK BUDGET FY 23-24

Fund 412 Sewer Construction

PURPOSE

The purpose of this fund is to provide a revenue stream for the reimbursement to developers for the installation of public sewer lines and the construction of a small amount of public sewer lines on an annual basis.

PROGRAMS

This program collects fees from developers who build adjacent to roadways that have a fully functional sewer line. These fees are collected on a linear foot basis and are used to reimburse the City of Turlock or developers who originally installed the sewer lines.

GOALS AND OBJECTIVES

- Provide reimbursement to developers for the installation of sewer lines.
- Provide reimbursement to the City of Turlock for the installation of sewer lines.
- Provide for the installation of a small amount of sewer lines in needed areas of the City.

**City of Turlock Proposed 23-24 Budget
Fund 412 Sewer Construction**

G/L Account Number	Account Description	FY 21-22 Actual	FY 22-23 Amended Budget	FY 22-23 Actual YTD at 4/30/23	FY 23-24 Proposed Budget
Fund: 412 - Sewer Construction					
Department: 51 - Sewer					
Division: 536 - Capital					
REVENUES					
<i>IN - Interest Income</i>					
412-51-536.33000	Interest Income	7,488	7,400	(1,365)	13,400
<i>Account Classification Total: IN - Interest Income</i>		7,488	7,400	(1,365)	13,400
<i>CH - Charges for Services</i>					
412-51-536.35433	Sewer Line Construction	42,194	40,000	13,058	15,000
<i>Account Classification Total: CH - Charges for Services</i>		42,194	40,000	13,058	15,000
<i>TI - Transfers In</i>					
412-51-536.38001_343	Transfers In Tr fr F230 Swr & Wtr P#20-013	-	202,290	202,290	-
<i>Account Classification Total: TI - Transfers In</i>		0	202,290	202,290	0
Division Total: 536 - Capital		49,681	249,690	213,983	28,400
Department Total: 51 - Sewer		49,681	249,690	213,983	28,400
REVENUES Total		49,681	249,690	213,983	28,400
EXPENSES					
<i>MI - Miscellaneous Expenses</i>					
412-51-536.47010	Bank Charges	186	300	-	200
<i>Account Classification Total: MI - Miscellaneous Expenses</i>		186	300	0	200
<i>CA - Capital Outlay</i>					
412-51-536.51270	Construction Project	-	2,593,734	634,655	-
<i>Account Classification Total: CA - Capital Outlay</i>		0	2,593,734	634,655	0
Division Total: 536 - Capital		186	2,594,034	634,655	200
Department Total: 51 - Sewer		186	2,594,034	634,655	200
EXPENSES Total		186	2,594,034	634,655	200
REVENUES		49,681	249,690	213,983	28,400
EXPENSES		186	2,594,034	634,655	200
Fund Total: 412 - Sewer Construction		49,495	(2,344,344)	(420,672)	28,200



CITY OF TURLOCK BUDGET FY 23-24

Fund 414 Sewer Line/Trunk Construction

PURPOSE

The purpose of this fund is to provide a revenue stream for the construction of public sewer trunk lines.

PROGRAMS

This program collects fees from developers at the building permit based on the use and zoning of the proposed development or other criteria as provided for in the Municipal Code.

GOALS AND OBJECTIVES

- Provide reimbursement to developers for the installation of sewer trunk lines.
- Provide funds to the City of Turlock for the installation of sewer trunk lines.
- Complete the preparation of a new fee nexus study and adjust fees as needed.

Note: Fund has low balance and is awaiting collection of future development fees to construct additional projects.

**City of Turlock Proposed 23-24 Budget
Fund 414 Sewer Line/Trunk Construction**

G/L Account Number	Account Description	FY 21-22 Actual	FY 22-23 Amended Budget	FY 22-23 Actual YTD at 4/30/23	FY 23-24 Proposed Budget
Fund: 414 - Sewer Line/Trunk Construction					
Department: 51 - Sewer					
Division: 536 - Capital					
REVENUES					
<i>IN - Interest Income</i>					
414-51-536.33000	Interest Income	11,253	7,100	(2,081)	27,300
414-51-536.33099	Market Valuation	(7,504)	0	0	0
<i>Account Classification Total: IN - Interest Income</i>		3,749	7,100	(2,081)	27,300
<i>CH - Charges for Services</i>					
414-51-536.35197_012	Admin Fee Fund 414 Sewer Trunk CapacityFee	11,463	15,000	10,206	7,500
414-51-536.35438	Line Construction	384,344	150,000	259,179	200,000
<i>Account Classification Total: CH - Charges for Services</i>		395,807	165,000	269,385	207,500
Division Total: 536 - Capital		399,556	172,100	267,303	234,800
Department Total: 51 - Sewer		399,556	172,100	267,303	234,800
REVENUES Total		399,556	172,100	267,303	234,800
EXPENSES					
<i>CO - Contractual Services</i>					
414-51-536.43169	Reporting	-	1,300	982	1,250
<i>Account Classification Total: CO - Contractual Services</i>		0	1,300	982	1,250
<i>MI - Miscellaneous Expenses</i>					
414-51-536.47010	Bank Charges	271	300	-	400
<i>Account Classification Total: MI - Miscellaneous Expenses</i>		271	300	0	400
<i>CA - Capital Outlay</i>					
414-51-536.51270	Construction Project	-	125,000	-	125,000
<i>Account Classification Total: CA - Capital Outlay</i>		0	125,000	0	125,000
Division Total: 536 - Capital		271	126,600	982	126,650
Department Total: 51 - Sewer		271	126,600	982	126,650
EXPENSES Total		271	126,600	982	126,650
REVENUES		399,556	172,100	267,303	234,800
EXPENSES		271	126,600	982	126,650
Fund Total: 414 - Sewer Line/Trunk Construction		399,285	45,500	266,321	108,150



CITY OF TURLOCK BUDGET FY 23-24

Fund 421 Waterline Construction

PURPOSE

The purpose of this fund is to provide a revenue stream for the reimbursement to developers for the installation of public water lines and the construction of a small amount of public water lines on an annual basis.

PROGRAMS

This program collects fees from developers who build adjacent to roadways that have a fully functional water line. These fees are collected on a linear foot basis and are used to reimburse the City of Turlock or developers who originally installed the water lines.

GOALS AND OBJECTIVES

- Provide reimbursement to developers for the installation of water lines.
- Provide reimbursement to the City of Turlock for the installation of water lines.
- Provide for the installation of a small amount of water lines in needed areas of the City.

**City of Turlock Proposed 23-24 Budget
Fund 421 Water Line Construction**

G/L Account Number	Account Description	FY 21-22 Actual	FY 22-23 Amended Budget	FY 22-23 Actual YTD at 4/30/23	FY 23-24 Proposed Budget
Fund: 421 - Water Line Construction					
Department: 52 - Water					
Division: 552 - Capital					
REVENUES					
<i>IN - Interest Income</i>					
421-52-552.33000	Interest Income	9,105	9,300	(1,671)	16,600
<i>Account Classification Total: IN - Interest Income</i>		9,105	9,300	(1,671)	16,600
<i>CH - Charges for Services</i>					
421-52-552.35510	Water Frontage Fee	107,812	60,000	30,042	30,000
<i>Account Classification Total: CH - Charges for Services</i>		107,812	60,000	30,042	30,000
<i>TI - Transfers In</i>					
421-52-552.38001_343	Transfers In Tr fr F230 Swr & Wtr P#20-013	-	225,000	49,040	-
<i>Account Classification Total: TI - Transfers In</i>		0	225,000	49,040	0
Division Total: 552 - Capital		116,917	294,300	77,411	46,600
Department Total: 52 - Water		116,917	294,300	77,411	46,600
REVENUES Total		116,917	294,300	77,411	46,600
EXPENSES					
<i>MI - Miscellaneous Expenses</i>					
421-52-552.47010	Bank Charges	227	400	-	200
<i>Account Classification Total: MI - Miscellaneous Expenses</i>		227	400	0	200
<i>CA - Capital Outlay</i>					
421-52-552.51270	Construction Project	23,920	2,154,093	686,562	50,000
<i>Account Classification Total: CA - Capital Outlay</i>		23,920	2,154,093	686,562	50,000
Division Total: 552 - Capital		24,147	2,154,493	686,562	50,200
Department Total: 52 - Water		24,147	2,154,493	686,562	50,200
EXPENSES Total		24,147	2,154,493	686,562	50,200
REVENUES		116,917	294,300	77,411	46,600
EXPENSES		24,147	2,154,493	686,562	50,200
Fund Total: 421 - Water Line Construction		92,770	(1,860,193)	(609,151)	(3,600)



CITY OF TURLOCK BUDGET FY 23-24

Fund 426 Transit

PURPOSE

Transit links the community to work, shopping, and play. Turlock Transit provides readily accessible transit service by building public support and increasing awareness of how public bus transportation improves our quality of life. Turlock Transit offers transportation to key destinations such as Stanislaus State, Amazon Fulfillment Center, Emanuel Hospital, County Library, schools, businesses, and shopping centers as we strive to provide congestion relief, cleaner air, and economic development, all in comfort and safety.

PROGRAMS

The City provides three modes of service and supports two multi-modal transit stations:

The Fixed Route service operates Monday-Friday from 6:00 a.m. to 9:00 p.m., and Saturday from 9:00 a.m. to 7:00 p.m. There are seven fixed routes offering bus service to most of the City operating every 30 min. (morning and evening) or 35 min. (midday). All fixed route vehicles are equipped with accessible lifts or ramps to assist individuals with mobility challenges and those unable to negotiate the steps to enter the bus.

The ADA Paratransit services operates Monday-Friday from 6:00 a.m. to 9:00 p.m., and Saturday from 9:00 a.m. to 7:00 p.m. This system operates within the City of Turlock. Reservations are required for all trips. Riders must make their reservation at least one day in advance. Eligible riders are those with ADA eligibility (through MOVE Stanislaus) that live within three quarters of a mile of a fixed route.

The On-Demand service operates Monday-Friday from 6:00 a.m. to 9:00 p.m. and Saturday from 9:00 a.m. to 7:00 p.m. and is open to the general public. Passengers in Denair and Turlock can book on-demand, shared trips to any location within Denair and Turlock.

The City provides support for ongoing maintenance, security, and operations at the Roger K. Fall Transit Center, the hub of transit operations and central transfer point in Turlock to other regional transit providers. City transit staff and contracted operations and management staff have offices in this Center. The City also provides basic utility and maintenance support services for the Turlock-Denair Amtrak Station.

GOALS AND OBJECTIVES

- Provide a transit service that is financially and operationally sustainable.
- Raise the bar of excellence in providing service to all users.
- Use innovative approaches to attracting riders and enhancing service.
- Promote viable service options for individuals with disabilities.
- Promote multi-modal mobility and reduce barriers to regional travel.

**City of Turlock Proposed 23-24 Budget
Fund 426 Transit**

G/L Account Number	Account Description	FY 21-22 Actual	FY 22-23 Amended Budget	FY 22-23 Actual YTD at 4/30/23	FY 23-24 Proposed Budget
Fund: 426 - Transit					
Department: 40 - Development Services					
Division: 415 - Transit					
Program: 238 - Roger K. Fall Transit Center					
Sub-Program: 001 - Operating					
REVENUES					
<i>IN - Interest Income</i>					
426-40-415-238-001.33000	Interest Income	5,719	0	(620)	0
<i>Account Classification Total: IN - Interest Income</i>		5,719	0	(620)	0
<i>IG - Intergovernmental</i>					
426-40-415-238-001.34090	LTF Operating (Transit)	373,760	356,454	356,454	648,696
426-40-415-238-001.34082	LTF Operating Revenue - Deferred	0	506,505	0	225,944
<i>Account Classification Total: IG - Intergovernmental</i>		373,760	862,959	356,454	874,640
<i>CH - Charges for Services</i>					
426-40-415-238-001.35353_001	Electric Vehicle Charging Services 1418 Golden State Blvd	947	600	997	900
<i>Account Classification Total: CH - Charges for Services</i>		947	600	997	900
<i>OR - Other Revenues</i>					
426-40-415-238-001.37220_006	Insurance Refund/Recovery Transit	0	0	4,767	0
<i>Account Classification Total: OR - Other Revenues</i>		0	0	4,767	0
Sub-Program Total: 001 - Operating		380,426	863,559	361,598	875,540
Program Total: 238 - Roger K. Fall Transit Center		380,426	863,559	361,598	875,540
Division Total: 415 - Transit		380,426	863,559	361,598	875,540
Department Total: 40 - Development Services		380,426	863,559	361,598	875,540
REVENUES Total		380,426	863,559	361,598	875,540
EXPENSES					
<i>SA - Salaries</i>					
426-40-415-238-001.41001	Full Time Salaries	114,498	121,309	78,666	113,502
426-40-415-238-001.41050	Bilingual Pay	1,410	1,480	1,234	1,539
426-40-415-238-001.41052	Educational Incentive	41	0	47	0
426-40-415-238-001.41053	Sick Leave Conversion Pay	542	8,000	1,386	1,500
426-40-415-238-001.41054	Stand By Wages	221	3,000	477	500
426-40-415-238-001.41055	Vacation Conversion Pay	0	8,000	367	1,000
426-40-415-238-001.41059	Continuous Service Pay	106	1,776	740	924
426-40-415-238-001.41100_001	Overtime Standard	106	2,000	1,202	2,000
426-40-415-238-001.49006	Salary Credits From Other Departments	(13,102)	0	0	0
426-40-415-238-001.49007	Salary Charges From Other Departments	9,389	0	1,041	0
<i>Account Classification Total: SA - Salaries</i>		113,210	145,565	85,160	120,965
<i>BE - Benefits</i>					
426-40-415-238-001.42002	Medical Dental Plan	43,266	39,156	34,225	34,720
426-40-415-238-001.42003	Vision Insurance	485	487	265	432
426-40-415-238-001.42004	Long Term Disability Insurance	708	1,264	741	1,183
426-40-415-238-001.42005	Life Insurance	354	397	223	371
426-40-415-238-001.42006	SUI	478	479	501	476
426-40-415-238-001.42007	Workers Comp Insurance	6,446	3,559	1,917	3,314
426-40-415-238-001.42008	City Liability Insurance	5,929	4,181	2,484	3,665
426-40-415-238-001.42009	PERS	55,821	20,969	13,730	21,308
426-40-415-238-001.42009_099	PERS GASB 68 Adjustment	1,691	2,111	1,179	1,754
426-40-415-238-001.42010	Medicare Tax	2,290	2,455	1,573	2,270
426-40-415-238-001.42012	Retiree Health Insurance	573	664	318	568

**City of Turlock Proposed 23-24 Budget
Fund 426 Transit**

G/L Account Number	Account Description	FY 21-22 Actual	FY 22-23 Amended Budget	FY 22-23 Actual YTD at 4/30/23	FY 23-24 Proposed Budget
426-40-415-238-001.42013	Deferred Comp	(10,456)	(11,233)	(6,735)	(10,459)
426-40-415-238-001.42016	Employee Contrib To PERS	22,918	0	0	0
426-40-415-238-001.42019	PERS UAL (Unfunded Accrued Liability)	0	37,576	31,310	32,876
<i>Account Classification Total: BE - Benefits</i>		130,502	102,065	81,731	92,478
<i>CO - Contractual Services</i>					
426-40-415-238-001.43005_000	Alarm Monitoring General	2,155	2,500	1,140	1,200
426-40-415-238-001.43010	Contract Attorney	80	0	0	0
426-40-415-238-001.43063	Fire Sprinkler & Suppression System	64	3,000	450	3,000
426-40-415-238-001.43064	Fire Extinguisher	0	1,000	0	1,000
426-40-415-238-001.43100_003	Insurance Vehicle	0	760	0	0
426-40-415-238-001.43100_005	Insurance Regional Transit Center	5,242	6,388	5,426	5,416
426-40-415-238-001.43110	Laundry & Linen Service	1,265	900	880	900
426-40-415-238-001.43115_000	Maint-Air & Heat General	380	1,800	510	1,800
426-40-415-238-001.43150	Pest Control	720	1,500	540	1,500
426-40-415-238-001.43155	Physicals, Shots & Psychological	267	500	249	500
426-40-415-238-001.43166_001	Actuarial Report GASB 68	0	25	0	25
426-40-415-238-001.43170	Security	187,407	465,000	138,024	482,000
<i>Account Classification Total: CO - Contractual Services</i>		197,579	483,373	147,218	497,341
<i>SU - Supplies and Maintenance</i>					
426-40-415-238-001.44001_000	Supplies General	6,878	10,000	3,468	9,000
426-40-415-238-001.44001_083	Supplies Buildings & Grounds	13,019	15,000	5,869	13,000
426-40-415-238-001.44090	Office Equipment & Furniture	4,880	15,000	3,164	15,000
<i>Account Classification Total: SU - Supplies and Maintenance</i>		24,778	40,000	12,502	37,000
<i>UT - Utilities</i>					
426-40-415-238-001.45001_000	Telephone General	7,209	7,500	6,331	7,500
426-40-415-238-001.45001_002	Telephone Wireless/Tablet Service Plan	0	800	43	800
426-40-415-238-001.45002_000	Turlock Irrigation District General	6,856	10,000	7,219	10,000
426-40-415-238-001.45003_000	PG & E General	2,943	4,000	4,447	6,500
426-40-415-238-001.45007	Internet Access	0	1,500	0	0
426-40-415-238-001.45012	City Utilities	8,380	9,800	3,665	9,000
<i>Account Classification Total: UT - Utilities</i>		25,387	33,600	21,705	33,800
<i>VE - Vehicle Expenses</i>					
426-40-415-238-001.46010	Equipment Rental	0	2,000	0	2,000
426-40-415-238-001.46020	Fleet Maintenance Labor	837	1,500	507	1,500
426-40-415-238-001.46025	Outside Contractor Labor	924	4,000	0	4,000
426-40-415-238-001.46031	Gas & Oil	5,058	6,000	3,331	6,000
426-40-415-238-001.46032	Vehicle & Small Equipment Maintenance Parts	0	2,000	0	2,000
426-40-415-238-001.46034	Vehicle Insurance	284	384	174	130
<i>Account Classification Total: VE - Vehicle Expenses</i>		7,103	15,884	4,012	15,630
<i>MI - Miscellaneous Expenses</i>					
426-40-415-238-001.47080	Shoe Allowance	489	500	500	500
426-40-415-238-001.47095_000	Training General/Travel	1,624	5,000	0	5,000
426-40-415-238-001.47247	Parking Lot Maintenance	0	0	0	4,000
426-40-415-238-001.47366	Electric Vehicle Charging Expenses	1,316	1,500	2,930	2,000
426-40-415-238-001.47450	Contingencies (Operations)	0	27,410	236	56,950
<i>Account Classification Total: MI - Miscellaneous Expenses</i>		3,429	34,410	3,666	68,450
<i>TO - Transfers Out</i>					
426-40-415-238-001.48001_083	Transfers Out To Fd 501 for I.T. Services	9,072	8,532	7,110	9,775
426-40-415-238-001.48001_085	Transfers Out To Fd 242 Network	96	130	130	101

**City of Turlock Proposed 23-24 Budget
Fund 426 Transit**

G/L Account Number	Account Description	FY 21-22 Actual	FY 22-23 Amended Budget	FY 22-23 Actual YTD at 4/30/23	FY 23-24 Proposed Budget
<i>Account Classification Total: TO - Transfers Out</i>		9,168	8,662	7,240	9,876
Sub-Program Total: 001 - Operating		511,156	863,559	363,234	875,540
Program Total: 238 - Roger K. Fall Transit Center		511,156	863,559	363,234	875,540
Division Total: 415 - Transit		511,156	863,559	363,234	875,540
Department Total: 40 - Development Services		511,156	863,559	363,234	875,540
EXPENSES Total		511,156	863,559	363,234	875,540
REVENUES		380,426	863,559	361,598	875,540
EXPENSES		511,156	863,559	363,234	875,540
Sub-Program Total: 001 - Operating		(130,731)	0	(1,636)	0

Fund: 426 - Transit

Department: 40 - Development Services

Division: 415 - Transit

Program: 238 - Roger K. Fall Transit Center

Sub-Program: 002 - Planning/Capital					
REVENUES					
<i>IG - Intergovernmental</i>					
426-40-415-238-002.34091	LTF Capital (Transit)	0	729,000	705,773	0
426-40-415-238-002.34083	LTF Capital/Revenue - Deferred	0	1,000	0	792,790
<i>Account Classification Total: IG - Intergovernmental</i>		0	730,000	705,773	792,790
Sub-Program Total: 002 - Planning/Capital		0	730,000	705,773	792,790
Program Total: 238 - Roger K. Fall Transit Center		0	730,000	705,773	792,790
Division Total: 415 - Transit		0	730,000	705,773	792,790
Department Total: 40 - Development Services		0	730,000	705,773	792,790
REVENUES Total		0	730,000	705,773	792,790
EXPENSES					
<i>CA - Capital Outlay</i>					
426-40-415-238-002.51240	Transit Capital	2,987	30,000	378	30,000
426-40-415-238-002.51250_003	Transit Center Equipment Buildings & Grounds	0	0	259	0
426-40-415-238-002.51270	Construction Project	605	700,000	197	762,790
<i>Account Classification Total: CA - Capital Outlay</i>		3,592	730,000	834	792,790
Sub-Program Total: 002 - Planning/Capital		3,592	730,000	834	792,790
Program Total: 238 - Roger K. Fall Transit Center		3,592	730,000	834	792,790
Division Total: 415 - Transit		3,592	730,000	834	792,790
Department Total: 40 - Development Services		3,592	730,000	834	792,790
EXPENSES Total		3,592	730,000	834	792,790
REVENUES		0	730,000	705,773	792,790
EXPENSES		3,592	730,000	834	792,790
Sub-Program Total: 002 - Planning/Capital		(3,592)	0	704,939	0

Fund: 426 - Transit

Department: 40 - Development Services

Division: 415 - Transit

Program: 239 - Turlock-Denair Amtrak Station

Sub-Program: 001 - Operating					
REVENUES					
<i>IN - Interest Income</i>					
426-40-415-239-001.33000	Interest Income	50	0	(5)	0

**City of Turlock Proposed 23-24 Budget
Fund 426 Transit**

G/L Account Number	Account Description	FY 21-22 Actual	FY 22-23 Amended Budget	FY 22-23 Actual YTD at 4/30/23	FY 23-24 Proposed Budget
<i>Account Classification Total: IN - Interest Income</i>		50	0	(5)	0
<i>IG - Intergovernmental</i>					
426-40-415-239-001.34090	LTF Operating (Transit)	4,275	4,343	4,343	0
426-40-415-239-001.34082	LTF Operating Revenue - Deferred	0	2,257	0	5,080
<i>Account Classification Total: IG - Intergovernmental</i>		4,275	6,600	4,343	5,080
Sub-Program Total: 001 - Operating		4,325	6,600	4,338	5,080
Program Total: 239 - Turlock-Denair Amtrak Station		4,325	6,600	4,338	5,080
Division Total: 415 - Transit		4,325	6,600	4,338	5,080
Department Total: 40 - Development Services		4,325	6,600	4,338	5,080
REVENUES Total		4,325	6,600	4,338	5,080
EXPENSES					
<i>UT - Utilities</i>					
426-40-415-239-001.45002_000	Turlock Irrigation District General	0	5,000	2,689	4,000
426-40-415-239-001.45013	Amtrak Utilities	3,119	0	0	0
<i>Account Classification Total: UT - Utilities</i>		3,119	5,000	2,689	4,000
<i>MI - Miscellaneous Expenses</i>					
426-40-415-239-001.47250	Amtrak Maintenance	0	600	0	580
426-40-415-239-001.47450	Contingencies (Operations)	0	1,000	0	500
<i>Account Classification Total: MI - Miscellaneous Expenses</i>		0	1,600	0	1,080
Sub-Program Total: 001 - Operating		3,119	6,600	2,689	5,080
Program Total: 239 - Turlock-Denair Amtrak Station		3,119	6,600	2,689	5,080
Division Total: 415 - Transit		3,119	6,600	2,689	5,080
Department Total: 40 - Development Services		3,119	6,600	2,689	5,080
EXPENSES Total		3,119	6,600	2,689	5,080
REVENUES		4,325	6,600	4,338	5,080
EXPENSES		3,119	6,600	2,689	5,080
Sub-Program Total: 001 - Operating		1,206	0	1,648	0

Fund: 426 - Transit

Department: 40 - Development Services

Division: 415 - Transit

Program: 239 - Turlock-Denair Amtrak Station

Sub-Program: 002 - Planning/Capital

REVENUES					
<i>IG - Intergovernmental</i>					
426-40-415-239-002.34091	LTF Capital (Transit)	0	20,000	20,000	0
426-40-415-239-002.34083	LTF Capital/Revenue - Deferred	0	0	0	20,000
<i>Account Classification Total: IG - Intergovernmental</i>		0	20,000	20,000	20,000
Sub-Program Total: 002 - Planning/Capital		0	20,000	20,000	20,000
Program Total: 239 - Turlock-Denair Amtrak Station		0	20,000	20,000	20,000
Division Total: 415 - Transit		0	20,000	20,000	20,000
Department Total: 40 - Development Services		0	20,000	20,000	20,000
REVENUES Total		0	20,000	20,000	20,000
EXPENSES					
<i>CA - Capital Outlay</i>					
426-40-415-239-002.51240	Transit Capital	0	20,000	0	0
426-40-415-239-002.51270	Construction Project	0	0	0	20,000
<i>Account Classification Total: CA - Capital Outlay</i>		0	20,000	0	20,000
Sub-Program Total: 002 - Planning/Capital		0	20,000	0	20,000
Program Total: 239 - Turlock-Denair Amtrak Station		0	20,000	0	20,000

**City of Turlock Proposed 23-24 Budget
Fund 426 Transit**

G/L Account Number	Account Description	FY 21-22 Actual	FY 22-23 Amended Budget	FY 22-23 Actual YTD at 4/30/23	FY 23-24 Proposed Budget
Division Total: 415 - Transit		0	20,000	0	20,000
Department Total: 40 - Development Services		0	20,000	0	20,000
EXPENSES Total		0	20,000	0	20,000
Fund REVENUE Total: 426 - Transit		0	20,000	20,000	20,000
Fund EXPENSE Total: 426 - Transit		0	20,000	0	20,000
Fund Total: 426 - Transit		0	0	20,000	0

Fund: 426 - Transit

Department: 40 - Development Services

Division: 415 - Transit

Program: 240 - ADA Paratransit

Sub-Program: 001 - Operating

REVENUES					
<i>IN - Interest Income</i>					
426-40-415-240-001.33000	Interest Income	(738)	3,400	(18)	1,725
<i>Account Classification Total: IN - Interest Income</i>		(738)	3,400	(18)	1,725
<i>IG - Intergovernmental</i>					
426-40-415-240-001.34094	FTA - Section 5307 - Operating	0	545,695	0	267,501
426-40-415-240-001.34081	STA Operating	19,141	18,938	5,650	27,988
426-40-415-240-001.34082	LTF Operating Revenue - Deferred	0	21,982	0	338,307
<i>Account Classification Total: IG - Intergovernmental</i>		19,141	586,615	5,650	633,796
<i>CH - Charges for Services</i>					
426-40-415-240-001.35014_002	Salary Reimbursement Other	4,478	0	2,090	0
426-40-415-240-001.35187	Fare Revenue	16,125	15,000	21,934	18,000
426-40-415-240-001.35724	Advertising	16,809	10,000	13,375	17,000
<i>Account Classification Total: CH - Charges for Services</i>		37,412	25,000	37,399	35,000
Sub-Program Total: 001 - Operating		55,815	615,015	43,031	670,521
Program Total: 240 - ADA Paratransit		55,815	615,015	43,031	670,521
Division Total: 415 - Transit		55,815	615,015	43,031	670,521
Department Total: 40 - Development Services		55,815	615,015	43,031	670,521
REVENUES Total		55,815	615,015	43,031	670,521

EXPENSES

SA - Salaries

426-40-415-240-001.41001	Full Time Salaries	71,976	75,123	59,718	91,580
426-40-415-240-001.41002_000	Part Time Help General	36	5,000	1,874	3,000
426-40-415-240-001.41050	Bilingual Pay	351	262	223	278
426-40-415-240-001.41051	Confidential Pay	0	0	62	118
426-40-415-240-001.41052	Educational Incentive	769	517	499	582
426-40-415-240-001.41053	Sick Leave Conversion Pay	805	1,200	134	1,200
426-40-415-240-001.41054	Stand By Wages	149	0	0	0
426-40-415-240-001.41055	Vacation Conversion Pay	1,114	1,200	367	1,200
426-40-415-240-001.41056	Management Leave Conversion	732	1,000	0	1,000
426-40-415-240-001.41059	Continuous Service Pay	991	825	769	1,069
426-40-415-240-001.41100_001	Overtime Standard	0	750	229	751
<i>Account Classification Total: SA - Salaries</i>		76,923	85,877	63,872	100,778

BE - Benefits

426-40-415-240-001.42002	Medical Dental Plan	15,431	14,177	16,621	14,769
426-40-415-240-001.42003	Vision Insurance	173	176	143	181
426-40-415-240-001.42004	Long Term Disability Insurance	433	783	616	790

**City of Turlock Proposed 23-24 Budget
Fund 426 Transit**

G/L Account Number	Account Description	FY 21-22 Actual	FY 22-23 Amended Budget	FY 22-23 Actual YTD at 4/30/23	FY 23-24 Proposed Budget
426-40-415-240-001.42005	Life Insurance	215	246	186	265
426-40-415-240-001.42006	SUI	263	170	189	199
426-40-415-240-001.42007	Workers Comp Insurance	579	398	213	387
426-40-415-240-001.42008	City Liability Insurance	2,227	1,720	1,131	1,884
426-40-415-240-001.42009	PERS	35,761	12,993	10,387	17,039
426-40-415-240-001.42010	Medicare Tax	1,114	1,241	906	1,457
426-40-415-240-001.42011	Social Security	0	310	13	186
426-40-415-240-001.42012	Retiree Health Insurance	1,764	1,870	1,435	2,131
426-40-415-240-001.42013	Deferred Comp	962	1,367	729	1,060
426-40-415-240-001.42014	Deferred Comp In Lieu	0	0	17	86
426-40-415-240-001.42016	Employee Contrib To PERS	(6,668)	(6,882)	(5,233)	(8,401)
426-40-415-240-001.42017	Compensated Absences	4,208	0	0	0
426-40-415-240-001.42019	PERS UAL (Unfunded Accrued Liability)	0	13,605	11,340	11,562
<i>Account Classification Total: BE - Benefits</i>		56,462	42,174	38,694	43,595
<i>CO - Contractual Services</i>					
426-40-415-240-001.43010	Contract Attorney	21	0	0	450
426-40-415-240-001.43020	Car Wash	231	300	112	300
426-40-415-240-001.43055_002	Consultant Audit	371	2,237	757	1,882
426-40-415-240-001.43125_011	Maintenance Outside Contractor Repair	810	15,000	9,789	15,000
426-40-415-240-001.43125_030	Maintenance Services Subscription	0	200	0	200
426-40-415-240-001.43155	Physicals, Shots & Psychological	194	200	0	200
426-40-415-240-001.43166_001	Actuarial Report GASB 68	0	7	0	7
426-40-415-240-001.43167	Recruitment	175	200	0	300
426-40-415-240-001.43195	Special Legal Counsel	0	500	0	500
426-40-415-240-001.43228_001	Radio System Maint Motorola System	1,564	1,587	6,349	967
426-40-415-240-001.43228_002	Radio System Maint Delta System/Subscriber	2,345	2,794	2,288	1,676
426-40-415-240-001.43228_004	Radio System Maint Microwave Maint (Nokia/Delta)	0	229	0	0
426-40-415-240-001.43264	Labor-Bus Maint. Supervision	7,713	0	0	0
426-40-415-240-001.43265	Operations & Management	347,333	211,428	144,933	249,949
426-40-415-240-001.43267	Transit Contract Services	17,351	61,800	570	55,400
<i>Account Classification Total: CO - Contractual Services</i>		378,108	296,482	164,797	326,831
<i>SU - Supplies and Maintenance</i>					
426-40-415-240-001.44001_000	Supplies General	4,238	3,000	1,740	3,500
426-40-415-240-001.44001_157	Supplies COVID-19	499	0	149	0
426-40-415-240-001.44010_003	Computer Software	0	0	166	500
426-40-415-240-001.44040_000	Postage General	812	800	2	800
426-40-415-240-001.44050	Printing	58	1,000	558	1,200
426-40-415-240-001.44060	Promotion and Marketing	2,383	17,925	4,991	19,000
<i>Account Classification Total: SU - Supplies and Maintenance</i>		7,989	22,725	7,605	25,000
<i>UT - Utilities</i>					
426-40-415-240-001.45001_000	Telephone General	199	200	3	0
426-40-415-240-001.45001_002	Telephone Wireless/Tablet Service Plan	5	1,800	1,193	1,800
426-40-415-240-001.45002_000	Turlock Irrigation District General	3	400	863	2,000
426-40-415-240-001.45018	City Water/Sewer	0	480	0	0
<i>Account Classification Total: UT - Utilities</i>		207	2,880	2,059	3,800
<i>VE - Vehicle Expenses</i>					
426-40-415-240-001.46000	Auto Allowance	20	144	82	72
426-40-415-240-001.46010	Equipment Rental	0	750	0	750
426-40-415-240-001.46025	Outside Contractor Labor	0	5,000	53	5,000
426-40-415-240-001.46031	Gas & Oil	42,558	42,800	42,837	35,000

**City of Turlock Proposed 23-24 Budget
Fund 426 Transit**

G/L Account Number	Account Description	FY 21-22 Actual	FY 22-23 Amended Budget	FY 22-23 Actual YTD at 4/30/23	FY 23-24 Proposed Budget
426-40-415-240-001.46032	Vehicle & Small Equipment Maintenance Parts	0	2,000	0	3,500
426-40-415-240-001.46033	Tires & Tubes	0	2,000	0	2,000
426-40-415-240-001.46034	Vehicle Insurance	2,221	2,745	5,982	2,800
<i>Account Classification Total: VE - Vehicle Expenses</i>		44,799	55,439	48,954	49,122
<i>MI - Miscellaneous Expenses</i>					
426-40-415-240-001.47005	Advertising	23	800	0	800
426-40-415-240-001.47010	Bank Charges	29	100	0	30
426-40-415-240-001.47040_000	Dues Miscellaneous	1,683	1,200	407	1,200
426-40-415-240-001.47050	Meetings	162	500	345	500
426-40-415-240-001.47055	Cash Over/Short	0	100	0	100
426-40-415-240-001.47065	Professional Development	131	150	89	120
426-40-415-240-001.47080	Shoe Allowance	0	100	75	100
426-40-415-240-001.47095_000	Training General/Travel	4,285	2,700	1,916	3,790
426-40-415-240-001.47368	Mobile Ticketing Expense	5	100	1	100
426-40-415-240-001.47450	Contingencies (Operations)	0	22,697	0	29,143
426-40-415-240-001.47452	Parts-Preventative Bus Maint	26,014	17,000	28,780	20,000
426-40-415-240-001.47453	Labor-Preventative Bus Maint	73,202	50,000	57,122	50,000
426-40-415-240-001.47455	Parking and Traffic Fees	0	30	0	30
<i>Account Classification Total: MI - Miscellaneous Expenses</i>		105,535	95,477	88,735	105,913
<i>TO - Transfers Out</i>					
426-40-415-240-001.48001_083	Transfers Out To Fd 501 for I.T. Services	2,948	4,286	3,570	3,742
426-40-415-240-001.48001_085	Transfers Out To Fd 242 Network	31	42	42	39
426-40-415-240-001.48001_297	Transfers Out GF Administration From Transit	10,313	9,633	8,030	11,701
<i>Account Classification Total: TO - Transfers Out</i>		13,292	13,961	11,642	15,482
Sub-Program Total: 001 - Operating		683,314	615,015	426,358	670,521
Program Total: 240 - ADA Paratransit		683,314	615,015	426,358	670,521
Division Total: 415 - Transit		683,314	615,015	426,358	670,521
Department Total: 40 - Development Services		683,314	615,015	426,358	670,521
EXPENSES Total		683,314	615,015	426,358	670,521
REVENUES		55,815	615,015	43,031	670,521
EXPENSES		683,314	615,015	426,358	670,521
Sub-Program Total: 001 - Operating		(627,499)	0	(383,327)	0

Fund: 426 - Transit

Department: 40 - Development Services

Division: 415 - Transit

Program: 240 - ADA Paratransit

Sub-Program: 002 - Planning/Capital

REVENUES

IG - Intergovernmental

426-40-415-240-002.34091	LTF Capital (Transit)	83,327	268,058	0	25,000
426-40-415-240-002.34083	LTF Capital/Revenue - Deferred	0	178,192	0	358,150

Account Classification Total: IG - Intergovernmental 83,327 446,250 0 383,150

Sub-Program Total: 002 - Planning/Capital 83,327 446,250 0 383,150

Program Total: 240 - ADA Paratransit 83,327 446,250 0 383,150

Division Total: 415 - Transit 83,327 446,250 0 383,150

Department Total: 40 - Development Services 83,327 446,250 0 383,150

REVENUES Total 83,327 446,250 0 383,150

EXPENSES

CO - Contractual Services

**City of Turlock Proposed 23-24 Budget
Fund 426 Transit**

G/L Account Number	Account Description	FY 21-22 Actual	FY 22-23 Amended Budget	FY 22-23 Actual YTD at 4/30/23	FY 23-24 Proposed Budget
426-40-415-240-002.43266	Transit Planning	0	26,250	0	41,250
<i>Account Classification Total: CO - Contractual Services</i>		0	26,250	0	41,250
<i>CA - Capital Outlay</i>					
426-40-415-240-002.51240	Transit Capital	112,146	0	982	41,900
426-40-415-240-002.51261	Transit Bus Procurement/Inspection	588,692	420,000	288	300,000
<i>Account Classification Total: CA - Capital Outlay</i>		700,839	420,000	1,271	341,900
Sub-Program Total: 002 - Planning/Capital		700,839	446,250	1,271	383,150
Program Total: 240 - ADA Paratransit		700,839	446,250	1,271	383,150
Division Total: 415 - Transit		700,839	446,250	1,271	383,150
Department Total: 40 - Development Services		700,839	446,250	1,271	383,150
EXPENSES Total		700,839	446,250	1,271	383,150
REVENUES		83,327	446,250	0	383,150
EXPENSES		700,839	446,250	1,271	383,150
Sub-Program Total: 002 - Planning/Capital		(617,512)	0	(1,271)	0

Fund: 426 - Transit

Department: 40 - Development Services

Division: 415 - Transit

Program: 241 - Fixed Route

Sub-Program: 001 - Operating

REVENUES					
<i>IN - Interest Income</i>					
426-40-415-241-001.33000	Interest Income	640	8,500	(208)	8,050
<i>Account Classification Total: IN - Interest Income</i>		640	8,500	(208)	8,050
<i>IG - Intergovernmental</i>					
426-40-415-241-001.34094	FTA - Section 5307 - Operating	0	2,733,572	0	1,693,365
426-40-415-241-001.34090	LTF Operating (Transit)	0	69,609	0	1,617,232
426-40-415-241-001.34108	Low Carbon Transit Operations Program (LCTOP)-Operating	38,607	0	0	128,537
426-40-415-241-001.34082	LTF Operating Revenue - Deferred	0	250,000	0	33,018
<i>Account Classification Total: IG - Intergovernmental</i>		38,607	3,053,181	0	3,472,152
<i>CH - Charges for Services</i>					
426-40-415-241-001.35014_002	Salary Reimbursement Other	15,875	0	9,753	0
426-40-415-241-001.35187	Fare Revenue	68,435	70,000	61,752	67,000
426-40-415-241-001.35724	Advertising	50,428	40,000	40,124	40,000
<i>Account Classification Total: CH - Charges for Services</i>		134,739	110,000	111,630	107,000
<i>OR - Other Revenues</i>					
426-40-415-241-001.37010_000	Miscellaneous General	0	0	0	0
<i>Account Classification Total: OR - Other Revenues</i>		0	0	0	0
<i>TI - Transfers In</i>					
426-40-415-241-001.38001_270	Transfers In Transit Measure L Funds	69,007	56,000	40,553	69,000
<i>Account Classification Total: TI - Transfers In</i>		69,007	56,000	40,553	69,000
Sub-Program Total: 001 - Operating		242,993	3,227,681	151,975	3,656,202
Program Total: 241 - Fixed Route		242,993	3,227,681	151,975	3,656,202
Division Total: 415 - Transit		242,993	3,227,681	151,975	3,656,202
Department Total: 40 - Development Services		242,993	3,227,681	151,975	3,656,202
REVENUES Total		242,993	3,227,681	151,975	3,656,202

EXPENSES

SA - Salaries

426-40-415-241-001.41001	Full Time Salaries	246,678	347,679	261,586	427,373
426-40-415-241-001.41002_000	Part Time Help General	227	15,000	8,019	14,000

**City of Turlock Proposed 23-24 Budget
Fund 426 Transit**

G/L Account Number	Account Description	FY 21-22 Actual	FY 22-23 Amended Budget	FY 22-23 Actual YTD at 4/30/23	FY 23-24 Proposed Budget
426-40-415-241-001.41050	Bilingual Pay	1,245	1,224	1,040	1,297
426-40-415-241-001.41051	Confidential Pay	0	0	290	550
426-40-415-241-001.41052	Educational Incentive	2,636	2,410	2,170	2,715
426-40-415-241-001.41053	Sick Leave Conversion Pay	2,517	5,600	178	5,600
426-40-415-241-001.41054	Stand By Wages	527	0	0	0
426-40-415-241-001.41055	Vacation Conversion Pay	1,482	5,600	489	5,600
426-40-415-241-001.41056	Management Leave Conversion	2,158	2,450	0	2,800
426-40-415-241-001.41059	Continuous Service Pay	3,380	3,849	3,442	4,989
426-40-415-241-001.41100_001	Overtime Standard	0	3,500	812	3,500
426-40-415-241-001.49007	Salary Charges From Other Departments	382	0	0	90,000
<i>Account Classification Total: SA - Salaries</i>		261,231	387,312	278,024	558,424
<i>BE - Benefits</i>					
426-40-415-241-001.42002	Medical Dental Plan	53,107	65,582	73,854	68,922
426-40-415-241-001.42003	Vision Insurance	595	816	633	847
426-40-415-241-001.42004	Long Term Disability Insurance	1,476	3,623	2,730	4,419
426-40-415-241-001.42005	Life Insurance	733	1,137	824	1,395
426-40-415-241-001.42006	SUI	933	809	803	1,172
426-40-415-241-001.42007	Workers Comp Insurance	1,943	1,606	947	1,801
426-40-415-241-001.42008	City Liability Insurance	7,558	7,703	4,930	8,780
426-40-415-241-001.42009	PERS	122,593	60,338	45,555	79,758
426-40-415-241-001.42010	Medicare Tax	3,780	5,616	3,948	6,792
426-40-415-241-001.42011	Social Security	0	930	59	868
426-40-415-241-001.42012	Retiree Health Insurance	6,036	8,639	6,323	9,944
426-40-415-241-001.42013	Deferred Comp	3,275	6,309	3,253	4,944
426-40-415-241-001.42014	Deferred Comp In Lieu	0	0	71	399
426-40-415-241-001.42016	Employee Contrib To PERS	(22,855)	(31,965)	(22,973)	(39,323)
426-40-415-241-001.42017	Compensated Absences	(1,673)	0	0	0
426-40-415-241-001.42019	PERS UAL (Unfunded Accrued Liability)	0	62,935	52,450	49,235
<i>Account Classification Total: BE - Benefits</i>		177,499	194,078	173,407	199,953
<i>CO - Contractual Services</i>					
426-40-415-241-001.43005_000	Alarm Monitoring General	627	800	1,180	1,800
426-40-415-241-001.43010	Contract Attorney	378	0	0	2,100
426-40-415-241-001.43020	Car Wash	771	900	564	900
426-40-415-241-001.43055_002	Consultant Audit	4,924	2,238	757	4,288
426-40-415-241-001.43100_003	Insurance Vehicle	0	57,960	0	0
426-40-415-241-001.43120_004	Building Maintenance CNG	313	10,000	0	15,000
426-40-415-241-001.43125_011	Maintenance Outside Contractor Repair	9,190	18,000	10,981	18,000
426-40-415-241-001.43125_030	Maintenance Services Subscription	1,520	2,000	1,520	2,000
426-40-415-241-001.43155	Physicals, Shots & Psychological	248	500	0	500
426-40-415-241-001.43166_001	Actuarial Report GASB 68	0	26	0	26
426-40-415-241-001.43167	Recruitment	619	1,000	0	1,000
426-40-415-241-001.43195	Special Legal Counsel	0	5,000	0	5,000
426-40-415-241-001.43228_001	Radio System Maint Motorola System	4,692	4,762	0	4,512
426-40-415-241-001.43228_002	Radio System Maint Delta System/Subscriber	5,161	8,381	6,864	7,824
426-40-415-241-001.43228_004	Radio System Maint Microwave Maint (Nokia/Delta)	0	686	0	0
426-40-415-241-001.43265	Operations & Management	1,260,504	1,695,693	1,229,268	1,752,136
426-40-415-241-001.43267	Transit Contract Services	63,771	112,200	67,100	166,200
<i>Account Classification Total: CO - Contractual Services</i>		1,352,718	1,920,146	1,318,233	1,981,286
<i>SU - Supplies and Maintenance</i>					
426-40-415-241-001.44001_000	Supplies General	17,495	13,500	6,736	13,500

**City of Turlock Proposed 23-24 Budget
Fund 426 Transit**

G/L Account Number	Account Description	FY 21-22 Actual	FY 22-23 Amended Budget	FY 22-23 Actual YTD at 4/30/23	FY 23-24 Proposed Budget
426-40-415-241-001.44001_157	Supplies COVID-19	2,420	0	451	0
426-40-415-241-001.44010_003	Computer Software	1,783	446	1,573	3,400
426-40-415-241-001.44022	CNG Slow Fill Maintenance	12,072	22,000	15,519	18,000
426-40-415-241-001.44040_000	Postage General	133	1,000	(629)	1,000
426-40-415-241-001.44050	Printing	3,625	10,000	2,718	10,000
426-40-415-241-001.44060	Promotion and Marketing	17,988	73,650	17,522	76,000
<i>Account Classification Total: SU - Supplies and Maintenance</i>		55,516	120,596	43,890	121,900
<i>UT - Utilities</i>					
426-40-415-241-001.45001_000	Telephone General	3,556	2,300	2,281	3,000
426-40-415-241-001.45001_002	Telephone Wireless/Tablet Service Plan	0	700	2,129	2,395
426-40-415-241-001.45002_000	Turlock Irrigation District General	6,523	7,000	4,027	7,000
426-40-415-241-001.45018	City Water/Sewer	0	2,240	0	0
<i>Account Classification Total: UT - Utilities</i>		10,079	12,240	8,437	12,395
<i>VE - Vehicle Expenses</i>					
426-40-415-241-001.46000	Auto Allowance	80	672	340	336
426-40-415-241-001.46010	Equipment Rental	0	3,500	0	3,500
426-40-415-241-001.46025	Outside Contractor Labor	0	15,000	245	15,000
426-40-415-241-001.46030_000	CNG General	92,709	80,000	124,066	155,000
426-40-415-241-001.46031	Gas & Oil	52,878	55,100	49,109	60,000
426-40-415-241-001.46032	Vehicle & Small Equipment Maintenance Parts	0	5,000	685	12,450
426-40-415-241-001.46033	Tires & Tubes	2,193	15,000	0	45,000
426-40-415-241-001.46034	Vehicle Insurance	22,775	24,845	19,634	22,000
<i>Account Classification Total: VE - Vehicle Expenses</i>		170,635	199,117	194,079	313,286
<i>MI - Miscellaneous Expenses</i>					
426-40-415-241-001.47005	Advertising	82	5,000	90	5,000
426-40-415-241-001.47010	Bank Charges	134	300	0	140
426-40-415-241-001.47040_000	Dues Miscellaneous	5,967	5,600	1,901	5,600
426-40-415-241-001.47050	Meetings	594	2,000	1,612	2,100
426-40-415-241-001.47055	Cash Over/Short	0	100	0	100
426-40-415-241-001.47065	Professional Development	463	500	417	553
426-40-415-241-001.47080	Shoe Allowance	0	500	350	500
426-40-415-241-001.47095_000	Training General/Travel	14,148	22,600	8,358	23,020
426-40-415-241-001.47368	Mobile Ticketing Expense	1,525	1,500	439	1,500
426-40-415-241-001.47450	Contingencies (Operations)	0	733	0	9,731
426-40-415-241-001.47452	Parts-Preventative Bus Maint	93,806	75,000	111,351	120,000
426-40-415-241-001.47453	Labor-Preventative Bus Maint	153,732	200,000	92,447	230,000
426-40-415-241-001.47455	Parking and Traffic Fees	3	140	3	140
<i>Account Classification Total: MI - Miscellaneous Expenses</i>		270,454	313,973	216,968	398,384
<i>TO - Transfers Out</i>					
426-40-415-241-001.48001_083	Transfers Out To Fd 501 for I.T. Services	11,113	14,532	12,110	15,808
426-40-415-241-001.48001_085	Transfers Out To Fd 242 Network	118	160	160	163
426-40-415-241-001.48001_297	Transfers Out GF Administration From Transit	70,492	65,527	54,610	54,603
<i>Account Classification Total: TO - Transfers Out</i>		81,723	80,219	66,880	70,574
Sub-Program Total: 001 - Operating		2,379,857	3,227,681	2,299,920	3,656,202
Program Total: 241 - Fixed Route		2,379,857	3,227,681	2,299,920	3,656,202
Division Total: 415 - Transit		2,379,857	3,227,681	2,299,920	3,656,202
Department Total: 40 - Development Services		2,379,857	3,227,681	2,299,920	3,656,202
EXPENSES Total		2,379,857	3,227,681	2,299,920	3,656,202
REVENUES		242,993	3,227,681	151,975	3,656,202

**City of Turlock Proposed 23-24 Budget
Fund 426 Transit**

G/L Account Number	Account Description	FY 21-22 Actual	FY 22-23 Amended Budget	FY 22-23 Actual YTD at 4/30/23	FY 23-24 Proposed Budget
	EXPENSES	2,379,857	3,227,681	2,299,920	3,656,202
	Sub-Program Total: 001 - Operating	(2,136,864)	0	(2,147,945)	0

Fund: 426 - Transit

Department: 40 - Development Services

Division: 415 - Transit

Program: 241 - Fixed Route

Sub-Program: 002 - Planning/Capital

REVENUES

IG - Intergovernmental

426-40-415-241-002.34091	LTF Capital (Transit)	1,851,477	697,388	0	1,442,439
426-40-415-241-002.34107	State of Good Repair (SGR)	3,012	0	0	0
426-40-415-241-002.34107_001	State of Good Repair (SGR) Deferred	0	426,542	0	397,829
426-40-415-241-002.34083	LTF Capital/Revenue - Deferred	0	2,297,529	0	1,924,282

Account Classification Total: IG - Intergovernmental align="right">1,854,489 align="right">3,421,459 align="right">0 align="right">3,764,550

OR - Other Revenues

426-40-415-241-002.37030	Sale of Property	21,500	0	0	0
--------------------------	------------------	--------	---	---	---

Account Classification Total: OR - Other Revenues align="right">21,500 align="right">0 align="right">0 align="right">0

Sub-Program Total: 002 - Planning/Capital align="right">1,875,989 align="right">3,421,459 align="right">0 align="right">3,764,550

Program Total: 241 - Fixed Route align="right">1,875,989 align="right">3,421,459 align="right">0 align="right">3,764,550

Division Total: 415 - Transit align="right">1,875,989 align="right">3,421,459 align="right">0 align="right">3,764,550

Department Total: 40 - Development Services align="right">1,875,989 align="right">3,421,459 align="right">0 align="right">3,764,550

REVENUES Total align="right">1,875,989 align="right">3,421,459 align="right">0 align="right">3,764,550

EXPENSES

CO - Contractual Services

426-40-415-241-002.43266	Transit Planning	0	322,500	0	192,500
--------------------------	------------------	---	---------	---	---------

Account Classification Total: CO - Contractual Services align="right">0 align="right">322,500 align="right">0 align="right">192,500

CA - Capital Outlay

426-40-415-241-002.51240	Transit Capital	149,654	631,959	7,534	827,200
426-40-415-241-002.51261	Transit Bus Procurement/Inspection	51	840,000	26	1,000,000
426-40-415-241-002.51270	Construction Project	960	1,627,000	0	1,744,850

Account Classification Total: CA - Capital Outlay align="right">150,665 align="right">3,098,959 align="right">7,560 align="right">3,572,050

Sub-Program Total: 002 - Planning/Capital align="right">150,665 align="right">3,421,459 align="right">7,560 align="right">3,764,550

Program Total: 241 - Fixed Route align="right">150,665 align="right">3,421,459 align="right">7,560 align="right">3,764,550

Division Total: 415 - Transit align="right">150,665 align="right">3,421,459 align="right">7,560 align="right">3,764,550

Department Total: 40 - Development Services align="right">150,665 align="right">3,421,459 align="right">7,560 align="right">3,764,550

EXPENSES Total align="right">150,665 align="right">3,421,459 align="right">7,560 align="right">3,764,550

REVENUES align="right">1,875,989 align="right">3,421,459 align="right">0 align="right">3,764,550

EXPENSES align="right">150,665 align="right">3,421,459 align="right">7,560 align="right">3,764,550

Sub-Program Total: 002 - Planning/Capital align="right">1,725,324 align="right">0 align="right">(7,560) align="right">0

Fund: 426 - Transit

Department: 40 - Development Services

Division: 415 - Transit

Program: 243 - Demand Response

Sub-Program: 001 - Operating

REVENUES

IN - Interest Income

426-40-415-243-001.33000	Interest Income	942	0	(102)	1,725
--------------------------	-----------------	-----	---	-------	-------

Account Classification Total: IN - Interest Income align="right">942 align="right">0 align="right">(102) align="right">1,725

IG - Intergovernmental

426-40-415-243-001.34090	LTF Operating (Transit)	0	407,874	0	198,980
--------------------------	-------------------------	---	---------	---	---------

**City of Turlock Proposed 23-24 Budget
Fund 426 Transit**

G/L Account Number	Account Description	FY 21-22 Actual	FY 22-23 Amended Budget	FY 22-23 Actual YTD at 4/30/23	FY 23-24 Proposed Budget
426-40-415-243-001.34082	LTF Operating Revenue - Deferred	0	0	0	168,656
<i>Account Classification Total: IG - Intergovernmental</i>		0	407,874	0	367,636
<i>CH - Charges for Services</i>					
426-40-415-243-001.35014_002	Salary Reimbursement Other	0	0	2,090	0
426-40-415-243-001.35187	Fare Revenue	218	20,000	578	21,000
<i>Account Classification Total: CH - Charges for Services</i>		218	20,000	2,668	21,000
<i>TI - Transfers In</i>					
426-40-415-243-001.38001_341	Transfers In fr Transit Measure L Rail Servic	19,686	528,493	149,824	412,197
<i>Account Classification Total: TI - Transfers In</i>		19,686	528,493	149,824	412,197
Sub-Program Total: 001 - Operating		20,845	956,367	152,390	802,558
Program Total: 243 - Demand Response		20,845	956,367	152,390	802,558
Division Total: 415 - Transit		20,845	956,367	152,390	802,558
Department Total: 40 - Development Services		20,845	956,367	152,390	802,558
REVENUES Total		20,845	956,367	152,390	802,558
EXPENSES					
<i>SA - Salaries</i>					
426-40-415-243-001.41001	Full Time Salaries	0	75,123	50,757	91,580
426-40-415-243-001.41002_000	Part Time Help General	0	0	1,227	3,000
426-40-415-243-001.41050	Bilingual Pay	0	262	223	278
426-40-415-243-001.41051	Confidential Pay	0	0	62	118
426-40-415-243-001.41052	Educational Incentive	0	517	451	582
426-40-415-243-001.41053	Sick Leave Conversion Pay	0	1,200	0	1,200
426-40-415-243-001.41055	Vacation Conversion Pay	0	1,200	0	1,200
426-40-415-243-001.41056	Management Leave Conversion	0	525	0	600
426-40-415-243-001.41059	Continuous Service Pay	0	825	553	1,069
426-40-415-243-001.41100_001	Overtime Standard	0	750	152	751
<i>Account Classification Total: SA - Salaries</i>		0	80,402	53,425	100,378
<i>BE - Benefits</i>					
426-40-415-243-001.42002	Medical Dental Plan	0	14,177	14,803	14,769
426-40-415-243-001.42003	Vision Insurance	0	176	127	181
426-40-415-243-001.42004	Long Term Disability Insurance	0	783	532	950
426-40-415-243-001.42005	Life Insurance	0	246	161	307
426-40-415-243-001.42006	SUI	0	178	156	205
426-40-415-243-001.42007	Workers Comp Insurance	0	255	187	386
426-40-415-243-001.42008	City Liability Insurance	0	1,563	947	1,881
426-40-415-243-001.42009	PERS	0	13,039	8,747	17,091
426-40-415-243-001.42010	Medicare Tax	0	1,166	757	1,455
426-40-415-243-001.42011	Social Security	0	0	13	186
426-40-415-243-001.42012	Retiree Health Insurance	0	1,870	1,208	2,131
426-40-415-243-001.42013	Deferred Comp	0	1,367	568	1,060
426-40-415-243-001.42014	Deferred Comp In Lieu	0	0	7	86
426-40-415-243-001.42016	Employee Contrib To PERS	0	(6,905)	(4,459)	(8,426)
426-40-415-243-001.42019	PERS UAL (Unfunded Accrued Liability)	0	13,605	11,340	10,146
<i>Account Classification Total: BE - Benefits</i>		0	41,520	35,094	42,408
<i>CO - Contractual Services</i>					
426-40-415-243-001.43010	Contract Attorney	21	0	0	450
426-40-415-243-001.43020	Car Wash	0	300	112	300
426-40-415-243-001.43055_002	Consultant Audit	0	2,238	0	1,882
426-40-415-243-001.43125_011	Maintenance Outside Contractor Repair	0	5,000	0	5,000
426-40-415-243-001.43125_030	Maintenance Services Subscription	0	200	0	200

**City of Turlock Proposed 23-24 Budget
Fund 426 Transit**

G/L Account Number	Account Description	FY 21-22 Actual	FY 22-23 Amended Budget	FY 22-23 Actual YTD at 4/30/23	FY 23-24 Proposed Budget
426-40-415-243-001.43155	Physicals, Shots & Psychological	15	200	0	200
426-40-415-243-001.43166_001	Actuarial Report GASB 68	0	7	0	7
426-40-415-243-001.43167	Recruitment	0	200	0	300
426-40-415-243-001.43195	Special Legal Counsel	0	500	0	500
426-40-415-243-001.43228_001	Radio System Maint Motorola System	0	0	0	967
426-40-415-243-001.43228_002	Radio System Maint Delta System/Subscriber	0	2,794	0	1,676
426-40-415-243-001.43228_004	Radio System Maint Microwave Maint (Nokia/Delta)	0	229	0	0
426-40-415-243-001.43265	Operations & Management	113,094	590,278	228,578	362,197
426-40-415-243-001.43266	Transit Planning	0	15,000	0	0
426-40-415-243-001.43267	Transit Contract Services	389	0	570	42,900
<i>Account Classification Total: CO - Contractual Services</i>		113,518	616,946	229,260	416,579
<i>SU - Supplies and Maintenance</i>					
426-40-415-243-001.44001_000	Supplies General	26	3,000	462	3,000
426-40-415-243-001.44010_003	Computer Software	0	0	166	500
426-40-415-243-001.44040_000	Postage General	0	1,000	2	800
426-40-415-243-001.44050	Printing	0	1,000	407	1,200
426-40-415-243-001.44060	Promotion and Marketing	1,674	52,925	5,167	55,000
<i>Account Classification Total: SU - Supplies and Maintenance</i>		1,700	57,925	6,204	60,500
<i>UT - Utilities</i>					
426-40-415-243-001.45001_000	Telephone General	0	200	3	0
426-40-415-243-001.45001_002	Telephone Wireless/Tablet Service Plan	5	1,800	607	1,800
426-40-415-243-001.45002_000	Turlock Irrigation District General	0	400	863	1,200
426-40-415-243-001.45018	City Water/Sewer	0	480	0	0
<i>Account Classification Total: UT - Utilities</i>		5	2,880	1,472	3,000
<i>VE - Vehicle Expenses</i>					
426-40-415-243-001.46000	Auto Allowance	0	144	18	72
426-40-415-243-001.46010	Equipment Rental	0	750	0	750
426-40-415-243-001.46025	Outside Contractor Labor	0	5,000	53	5,000
426-40-415-243-001.46031	Gas & Oil	0	48,000	0	45,000
426-40-415-243-001.46032	Vehicle & Small Equipment Maintenance Parts	0	2,000	0	3,500
426-40-415-243-001.46033	Tires & Tubes	0	2,000	0	2,000
426-40-415-243-001.46034	Vehicle Insurance	0	6,500	0	1,800
<i>Account Classification Total: VE - Vehicle Expenses</i>		0	64,394	71	58,122
<i>MI - Miscellaneous Expenses</i>					
426-40-415-243-001.47005	Advertising	0	800	0	800
426-40-415-243-001.47010	Bank Charges	29	0	0	30
426-40-415-243-001.47040_000	Dues Miscellaneous	0	1,200	407	1,200
426-40-415-243-001.47050	Meetings	0	500	346	500
426-40-415-243-001.47055	Cash Over/Short	0	100	0	100
426-40-415-243-001.47065	Professional Development	0	150	89	120
426-40-415-243-001.47080	Shoe Allowance	0	100	75	100
426-40-415-243-001.47095_000	Training General/Travel	0	2,700	1,803	3,790
426-40-415-243-001.47366	Electric Vehicle Charging Expenses	0	5,000	0	5,000
426-40-415-243-001.47368	Mobile Ticketing Expense	22	200	58	200
426-40-415-243-001.47450	Contingencies (Operations)	0	14,520	0	25,024
426-40-415-243-001.47452	Parts-Preventative Bus Maint	0	17,000	0	20,000
426-40-415-243-001.47453	Labor-Preventative Bus Maint	0	50,000	0	50,000
426-40-415-243-001.47455	Parking and Traffic Fees	0	30	0	30
<i>Account Classification Total: MI - Miscellaneous Expenses</i>		51	92,300	2,778	106,894

**City of Turlock Proposed 23-24 Budget
Fund 426 Transit**

G/L Account Number	Account Description	FY 21-22 Actual	FY 22-23 Amended Budget	FY 22-23 Actual YTD at 4/30/23	FY 23-24 Proposed Budget
<i>TO - Transfers Out</i>					
426-40-415-243-001.48001_083	Transfers Out To Fd 501 for I.T. Services	0	0	0	2,946
426-40-415-243-001.48001_085	Transfers Out To Fd 242 Network	0	0	0	30
426-40-415-243-001.48001_297	Transfers Out GF Administration From Transit	0	0	0	11,701
<i>Account Classification Total: TO - Transfers Out</i>		0	0	0	14,677
Sub-Program Total: 001 - Operating		115,274	956,367	328,304	802,558
Program Total: 243 - Demand Response		115,274	956,367	328,304	802,558
Division Total: 415 - Transit		115,274	956,367	328,304	802,558
Department Total: 40 - Development Services		115,274	956,367	328,304	802,558
EXPENSES Total		115,274	956,367	328,304	802,558
REVENUES		20,845	956,367	152,390	802,558
EXPENSES		115,274	956,367	328,304	802,558
Sub-Program Total: 001 - Operating		(94,428)	0	(175,914)	0

Fund: 426 - Transit

Department: 40 - Development Services

Division: 415 - Transit

Program: 243 - Demand Response

Sub-Program: 002 - Planning/Capital

REVENUES					
<i>IG - Intergovernmental</i>					
426-40-415-243-002.34091	LTF Capital (Transit)	0	778,250	0	206,900
426-40-415-243-002.34083	LTF Capital/Revenue - Deferred	0	130,000	0	756,250
<i>Account Classification Total: IG - Intergovernmental</i>		0	908,250	0	963,150
Sub-Program Total: 002 - Planning/Capital		0	908,250	0	963,150
Program Total: 243 - Demand Response		0	908,250	0	963,150
Division Total: 415 - Transit		0	908,250	0	963,150
Department Total: 40 - Development Services		0	908,250	0	963,150
REVENUES Total		0	908,250	0	963,150
EXPENSES					
<i>CO - Contractual Services</i>					
426-40-415-243-002.43266	Transit Planning	0	26,250	0	41,250
<i>Account Classification Total: CO - Contractual Services</i>		0	26,250	0	41,250
<i>CA - Capital Outlay</i>					
426-40-415-243-002.51240	Transit Capital	111,944	7,000	982	41,900
426-40-415-243-002.51261	Transit Bus Procurement/Inspection	227	860,000	138	860,000
426-40-415-243-002.51270	Construction Project	0	15,000	0	20,000
<i>Account Classification Total: CA - Capital Outlay</i>		112,171	882,000	1,120	921,900
Sub-Program Total: 002 - Planning/Capital		112,171	908,250	1,120	963,150
Program Total: 243 - Demand Response		112,171	908,250	1,120	963,150
Division Total: 415 - Transit		112,171	908,250	1,120	963,150
Department Total: 40 - Development Services		112,171	908,250	1,120	963,150
EXPENSES Total		112,171	908,250	1,120	963,150
REVENUES		0	908,250	0	963,150
EXPENSES		112,171	908,250	1,120	963,150
Sub-Program Total: 002 - Planning/Capital		(112,171)	0	(1,120)	0

Fund Total: 426 - Transit

REVENUES	2,663,720	11,195,181	1,439,105	11,933,541
----------	-----------	------------	-----------	------------

**City of Turlock Proposed 23-24 Budget
Fund 426 Transit**

G/L Account Number	Account Description	FY 21-22 Actual	FY 22-23 Amended Budget	FY 22-23 Actual YTD at 4/30/23	FY 23-24 Proposed Budget
	EXPENSES	4,659,987	11,195,181	3,431,290	11,933,541
	Fund Total: 426 - Transit	<u>(1,996,267)</u>	<u>0</u>	<u>(1,992,186)</u>	<u>0</u>



CITY OF TURLOCK BUDGET FY 23-24

Fund 502 Engineering

PURPOSE

The purpose of the Engineering Division is to provide professional engineering design, surveying, and project management for capital improvement projects; ensure compliance to all City standards for all public improvements; ensure compliance to all improvement plan requirements for all on-site improvements; ensure compliance of all lot line adjustments, lot mergers, parcel maps, and subdivision maps with the Subdivision Map Act requirements; impose conditions to mitigate development impacts on the public infrastructure; and develop and update various development impact fees to insure new development mitigates its impact on the City's infrastructure.

PROGRAMS

The roads program provides project management of roads projects primarily funded by Measure A with the goal of improving the condition of the City's existing roadways not maintained in assessment districts. Staff oversees the development and implementation of the roads program CIP, manages outside consultants and reviews bid proposals related to roads program projects.

The capital improvement program provides for the installation of public infrastructure for various City of Turlock Departments. With funding provided by these departments, the Engineering Program provides topographic survey collection, improvement plan preparation/design, right of way and easements acquisition, project management, construction staking, and construction inspection. In addition, staff prepares all Caltrans and StanCog documents necessary for the appropriation, design, and construction funding obligation and final reports for all Federal and State grant funding. Through this process, staff is able to secure Congestion Mitigation and Air Quality (CMAQ), Surface Transportation Program (STP), Active Transportation Program (ATP), and Highway Safety Improvement Program (HSIP) grant funding for use within the City.

The inspection program provides assurances that all public improvements installed by the City or by development meet or exceed the standards set forth in the City of Turlock Standard Specifications and Drawings. In addition, through the grading permit process, the inspection staff reviews on-site improvements for conformance with the approved improvement plans. Lastly, staff coordinates with other divisions as to specialized testing needs. Specifically, staff coordinates the TV inspection on sewer and storm lines as well as the bacteriological testing of water lines.



CITY OF TURLOCK BUDGET FY 23-24

Fund 502 Engineering

PROGRAMS (cont.)

The development program provides for the review of all proposed development activity within the City. With funding provided by developers through fees, the Engineering Program reviews proposed development, imposes conditions, processes lot line adjustments, lot mergers, parcel maps, and subdivision maps. In addition, staff reviews/approves improvement plans and issues grading and encroachment permits. Staff also forms the City's Maintenance District for each development and reviews each building permit application and prepares/calculates impact fees based on use and zoning. The Engineering Program is also charged with the responsibility to create, implement, and update various fee programs. Specifically, the Engineering Program provides program management and oversight for the Capital Facilities Fee, Northwest Triangle Specific Plan, North Turlock Master Plan, Northeast Turlock Master Plan, East Tuolumne Master Plan, Turlock Regional Industrial Specific Plan, and Master Storm Drainage programs.

GOALS AND OBJECTIVES

- Continue to provide professional engineering design, project management and
- Continue to review and impose conditions on new development to ensure that the
- Ensure all new construction meets or exceeds the City of Turlock Standard Specifications and Drawings.
- Monitor and impose all development impact fees on new construction.
- Administer the Roads Program and oversee the development and implementation of the roads CIP.

**City of Turlock Proposed 23-24 Budget
Fund 502 Engineering**

G/L Account Number	Account Description	FY 21-22 Actual	FY 22-23 Amended Budget	FY 22-23 Actual YTD at 4/15/23	FY 23-24 Proposed Budget
Fund: 502 - Engineering					
Department: 40 - Development Services					
Division: 410 - Engineering					
REVENUES					
<i>CH - Charges for Services</i>					
502-40-410.35189	Building Permit Fees	40,219	50,000	59,196	50,000
502-40-410.35190	Grading Permit-Plan Check & Inspection	216,361	250,000	54,946	200,000
502-40-410.35191	Utility Co Inspec Permit Fee	254,646	250,000	88,327	150,000
502-40-410.35192	Capital Projects-Engineering Services	1,167,309	2,817,082	990,439	2,947,000
502-40-410.35193	Planning Permit Fees	12,169	15,000	8,802	10,000
502-40-410.35194	Subdiv Plan Check/Encroachment	41,901	15,000	9,260	10,000
502-40-410.35195	Lot Line Adjustments & Abandonments	7,101	10,000	11,076	10,000
502-40-410.35196	GIS - Engineering Services	65,206	10,000	25,458	20,000
502-40-410.35203	Engineering Inspection Services	27,662	50,000	32,340	30,000
502-40-410.35204	Engineering Plan Check Services	42,346	40,000	18,267	40,000
502-40-410.37433	Salary Reimbursement from Cannabis	0	100	0	0
<i>Account Classification Total: CH - Charges for Services</i>		1,874,918	3,507,182	1,298,110	3,467,000
<i>OR - Other Revenues</i>					
502-40-410.37010_000	Miscellaneous General	0	0	1	0
502-40-410.37032	Sales of Supplies & Specs	229	0	426	150
502-40-410.37080	Office Space	13,500	13,500	6,750	13,500
<i>Account Classification Total: OR - Other Revenues</i>		13,729	13,500	7,177	13,650
<i>TI - Transfers In</i>					
502-40-410.38001_037	Transfers In Fr Fund 240 Records Management	10,000	15,000	10,000	15,000
502-40-410.38001_305	Transfers In From Fd 110 GF to Fd 502 Eng	508,251	54,512	36,344	335,180
502-40-410.38001_326	Transfers In fr Fd110 to Fd502Eng-Fee Subsidy	145,000	145,000	145,000	145,000
502-40-410.38001_332	Transfers In Fr Fd120 for Engineering Deficit	300,000	300,000	300,000	300,000
<i>Account Classification Total: TI - Transfers In</i>		963,251	514,512	491,344	795,180
Division Total: 410 - Engineering		2,851,898	4,035,194	1,796,630	4,275,830
Department Total: 40 - Development Services		2,851,898	4,035,194	1,796,630	4,275,830
REVENUES Total		2,851,898	4,035,194	1,796,630	4,275,830
EXPENSES					
<i>SA - Salaries</i>					
502-40-410.41001	Full Time Salaries	908,941	1,703,359	854,943	2,090,149
502-40-410.41002_000	Part Time Help General	16,086	23,000	41,662	110,000
502-40-410.41050	Bilingual Pay	1,709	1,539	2,556	3,744
502-40-410.41051	Confidential Pay	0	0	437	987
502-40-410.41052	Educational Incentive	4,402	2,400	4,377	6,234
502-40-410.41053	Sick Leave Conversion Pay	10,236	18,500	6,234	10,000
502-40-410.41055	Vacation Conversion Pay	39,091	8,000	0	8,000
502-40-410.41056	Management Leave Conversion	6,373	5,000	0	5,000
502-40-410.41059	Continuous Service Pay	17,333	18,644	14,211	21,863
502-40-410.41060	Signing Bonus	3,000	0	3,000	3,000
502-40-410.41100_001	Overtime Standard	4,748	10,000	2,123	5,000
<i>Account Classification Total: SA - Salaries</i>		1,011,920	1,790,442	929,544	2,263,977
<i>BE - Benefits</i>					
502-40-410.42002	Medical Dental Plan	209,489	380,954	163,913	336,244
502-40-410.42003	Vision Insurance	2,346	4,740	1,433	3,992
502-40-410.42004	Long Term Disability Insurance	5,641	19,833	8,759	21,780

**City of Turlock Proposed 23-24 Budget
Fund 502 Engineering**

G/L Account Number	Account Description	FY 21-22 Actual	FY 22-23 Amended Budget	FY 22-23 Actual YTD at 4/15/23	FY 23-24 Proposed Budget
502-40-410.42005	Life Insurance	2,808	6,224	2,646	6,835
502-40-410.42006	SUI	2,519	4,779	3,505	5,067
502-40-410.42007	Workers Comp Insurance	9,923	9,710	4,310	11,083
502-40-410.42008	City Liability Insurance	30,628	36,211	16,975	41,041
502-40-410.42009	PERS	454,926	335,145	149,723	389,866
502-40-410.42010	Medicare Tax	14,504	28,861	13,190	32,828
502-40-410.42011	Social Security	523	1,426	0	6,820
502-40-410.42012	Retiree Health Insurance	21,198	45,523	19,495	48,682
502-40-410.42013	Deferred Comp	11,568	26,830	10,077	26,144
502-40-410.42014	Deferred Comp In Lieu	0	0	4,275	7,068
502-40-410.42016	Employee Contrib To PERS	(83,915)	(173,335)	(69,778)	(191,068)
502-40-410.42017	Compensated Absences	16,950	0	0	0
502-40-410.42019	PERS UAL (Unfunded Accrued Liability)	0	365,579	243,720	310,195
<i>Account Classification Total: BE - Benefits</i>		699,106	1,092,480	572,244	1,056,577
<i>CO - Contractual Services</i>					
502-40-410.43020	Car Wash	63	300	77	300
502-40-410.43035_000	City Hall Shared Costs-Contract Services Shared Costs	31,446	43,549	15,412	44,328
502-40-410.43040	Collection Service	15	0	0	0
502-40-410.43055_002	Consultant Audit	1,523	3,167	150	3,777
502-40-410.43055_007	Consultant City Surveyor	61,039	40,000	5,850	40,000
502-40-410.43060	Contract Services	38,818	230,000	52,893	40,000
502-40-410.43065	Copier Maintenance/Lease	2,359	3,500	2,623	3,500
502-40-410.43066	Printer Maintenance	2,225	3,500	586	3,500
502-40-410.43085	Fingerprinting	196	250	49	250
502-40-410.43100_001	Insurance Property	1,653	2,014	1,711	1,811
502-40-410.43125_010	Maintenance Office/Computer Equip	0	1,000	360	1,000
502-40-410.43155	Physicals, Shots & Psychological	303	500	310	500
502-40-410.43755	Strategic/Operational Plan	0	25,000	0	0
<i>Account Classification Total: CO - Contractual Services</i>		139,639	352,780	80,021	138,966
<i>SU - Supplies and Maintenance</i>					
502-40-410.44001_000	Supplies General	3,879	17,000	5,469	10,000
502-40-410.44010_001	Computer Software Maintenance	20,900	26,653	21,728	30,800
502-40-410.44035	Photo Copies	0	5,000	0	1,000
502-40-410.44040_000	Postage General	544	3,000	121	500
502-40-410.44090	Office Equipment & Furniture	670	3,000	1,415	3,000
502-40-410.44091	Field Supplies	5,077	5,000	297	5,000
<i>Account Classification Total: SU - Supplies and Maintenance</i>		31,071	59,653	29,030	50,300
<i>UT - Utilities</i>					
502-40-410.45001_000	Telephone General	3,737	2,000	655	2,000
502-40-410.45001_002	Telephone Wireless/Tablet Service Plan	2,859	8,000	5,761	8,000
502-40-410.45004	City Hall Shared Costs - Utilities	13,652	17,395	8,061	16,785
<i>Account Classification Total: UT - Utilities</i>		20,247	27,395	14,477	26,785
<i>VE - Vehicle Expenses</i>					
502-40-410.46000	Auto Allowance	125	1,200	450	1,152
502-40-410.46020	Fleet Maintenance Labor	5,227	8,500	3,501	8,500
502-40-410.46025	Outside Contractor Labor	37	2,500	1,981	2,500
502-40-410.46030_000	CNG General	435	1,000	0	0
502-40-410.46031	Gas & Oil	6,562	7,800	4,464	7,800
502-40-410.46032	Vehicle & Small Equipment Maintenance Parts	775	3,000	1,754	3,000
502-40-410.46034	Vehicle Insurance	325	411	923	700

**City of Turlock Proposed 23-24 Budget
Fund 502 Engineering**

G/L Account Number	Account Description	FY 21-22 Actual	FY 22-23 Amended Budget	FY 22-23 Actual YTD at 4/15/23	FY 23-24 Proposed Budget
<i>Account Classification Total: VE - Vehicle Expenses</i>		13,484	24,411	13,074	23,652
<i>MI - Miscellaneous Expenses</i>					
502-40-410.47005	Advertising	1,263	3,000	4,495	5,000
502-40-410.47010	Bank Charges	0	700	0	0
502-40-410.47015	Books & Subscriptions	735	2,000	479	2,000
502-40-410.47040_000	Dues Miscellaneous	425	1,200	860	1,200
502-40-410.47041	Notary Public Expenses	49	1,000	0	500
502-40-410.47050	Meetings	107	1,000	0	1,000
502-40-410.47055	Cash Over/Short	(2)	0	0	0
502-40-410.47065	Professional Development	1,600	2,500	0	2,956
502-40-410.47080	Shoe Allowance	670	1,200	920	1,200
502-40-410.47081	Educational Assistance Program Reimbursement	0	500	0	500
502-40-410.47090	Testing & Recruitment	6,162	7,000	1,320	7,000
502-40-410.47095_000	Training General/Travel	5,830	25,000	500	15,000
<i>Account Classification Total: MI - Miscellaneous Expenses</i>		16,840	45,100	8,574	36,356
<i>TO - Transfers Out</i>					
502-40-410.48001_012	Transfers Out To Fd 501 Info Tech-GIS	0	33,892	0	42,823
502-40-410.48001_068	Transfers Out To 110-40-400 CIP Annual Report	1,000	1,000	1,000	1,000
502-40-410.48001_083	Transfers Out To Fd 501 for I.T. Services	60,556	79,601	53,064	92,370
502-40-410.48001_085	Transfers Out To Fd 242 Network	595	806	806	952
502-40-410.48001_089	Transfers Out To Fd 242 Computer Replacement	4,614	0	0	0
502-40-410.48001_246	Transfers Out General Fund Admin	112,116	202,634	135,088	217,072
502-40-410.48001_247	Transfers Out Asset Replacement	20,000	25,000	25,000	25,000
<i>Account Classification Total: TO - Transfers Out</i>		198,881	342,933	214,958	379,217
Division Total: 410 - Engineering		2,131,188	3,735,194	1,861,923	3,975,830
Department Total: 40 - Development Services		2,131,188	3,735,194	1,861,923	3,975,830
EXPENSES Total		2,131,188	3,735,194	1,861,923	3,975,830
Fund REVENUE	Total: 502 - Engineering	2,851,898	4,035,194	1,796,630	4,275,830
Fund EXPENSE	Total: 502 - Engineering	2,131,188	3,735,194	1,861,923	3,975,830
Fund Total: 502 - Engineering		720,711	300,000	(65,292)	300,000



CITY OF TURLOCK BUDGET FY 23-24

Fund 505 Fleet Services

PURPOSE

The Fleet Services Division is responsible for the maintenance and the majority of repairs of all City vehicles, power equipment and transit buses. The Division maintains all of the heavy equipment assigned to various departments within the City of Turlock. In addition, this Division oversees shipping and receiving functions for the City.

PROGRAMS

Fleet Services repairs are categorized as follows:

DESCRIPTION	TOTAL
• Emergency Vehicles (Code 3): Police and Fire Services - Patrol cars, detective vehicles, SWAT vans, SUV Command vehicles, etc	120
• Heavy Equipment: On and off road equipment for various departments, including dump trucks, loaders, tractors, crane trucks, combination cleaners, etc	48
• Trucks and Automobiles: For various departments, including one-ton, light/medium duty, non-emergency (gas and hybrids) sedans/SUVs	157
• Small Equipment: Trimmers, edgers, saws, tampers, etc	817
• Transit Bus Operations: medium duty (gas) buses and heavy duty Compressed Natural Gas (CNG) buses	22
• Trailers, generators, pumps, carts, and compressors	162
• TOTAL VEHICLES AND PIECES OF EQUIPMENT	<u>1326</u>

GOALS AND OBJECTIVES

- Maintain and repair all City vehicles and small equipment ensuring maximum productivity and quality repairs.
- Ensure that the City's expanding bus fleet is properly maintained to ensure passenger safety and federal asset management regulations.
- Continue to promote Automotive Service Excellence (ASE) certification program.
- Provide quality, cost-effective service to all departments.
- Serve as the central receiving point for most equipment/materials and distribute received goods to intended recipients in an effective and efficient manner.

BUDGET HIGHLIGHTS

- Continue to train the employees on the latest technology to ensure compliance with all air quality needs.
- This budget year continues the effort to hold costs equivalent to that charged in private repair facilities.

**City of Turlock Proposed 23-24 Budget
Fund 505 Fleet**

G/L Account Number	Account Description	FY 21-22 Actual	FY 22-23 Amended Budget	FY 22-23 Actual YTD at 4/30/23	FY 23-24 Proposed Budget
Fund: 505 - Fleet					
Department: 50 - Municipal Services					
Division: 525 - Operations					
REVENUES					
<i>IN - Interest Income</i>					
505-50-525.33000	Interest Income	5,575	5,700	(995)	8,400
<i>Account Classification Total: IN - Interest Income</i>		5,575	5,700	(995)	8,400
<i>CH - Charges for Services</i>					
505-50-525.35021	Labor Charges	641,873	650,000	383,174	900,000
<i>Account Classification Total: CH - Charges for Services</i>		641,873	650,000	383,174	900,000
<i>OR - Other Revenues</i>					
505-50-525.37010_000	Miscellaneous General	329	500	0	500
505-50-525.37030	Sale of Property	20,002	0	10,833	0
<i>Account Classification Total: OR - Other Revenues</i>		20,331	500	10,833	500
Division Total: 525 - Operations		667,779	656,200	393,013	908,900
Department Total: 50 - Municipal Services		667,779	656,200	393,013	908,900
REVENUES Total		667,779	656,200	393,013	908,900
EXPENSES					
<i>SA - Salaries</i>					
505-50-525.41001	Full Time Salaries	279,921	396,850	264,105	624,111
505-50-525.41002_000	Part Time Help General	9,996	20,000	2,608	20,000
505-50-525.41050	Bilingual Pay	0	0	1,074	1,566
505-50-525.41052	Educational Incentive	1,050	600	1,500	3,000
505-50-525.41053	Sick Leave Conversion Pay	1,559	5,000	1,356	5,000
505-50-525.41054	Stand By Wages	0	0	1,301	2,000
505-50-525.41055	Vacation Conversion Pay	0	6,000	0	2,000
505-50-525.41059	Continuous Service Pay	2,538	2,664	2,220	2,771
505-50-525.41100_001	Overtime Standard	0	5,000	823	5,000
<i>Account Classification Total: SA - Salaries</i>		295,063	436,114	274,987	665,448
<i>BE - Benefits</i>					
505-50-525.42002	Medical Dental Plan	58,302	99,353	77,401	129,051
505-50-525.42003	Vision Insurance	480	720	512	1,296
505-50-525.42004	Long Term Disability Insurance	1,747	4,135	2,767	6,503
505-50-525.42005	Life Insurance	871	1,298	836	2,041
505-50-525.42006	SUI	1,596	1,496	1,199	1,972
505-50-525.42007	Workers Comp Insurance	16,540	12,192	7,722	18,600
505-50-525.42008	City Liability Insurance	8,671	7,703	4,851	11,772
505-50-525.42009	PERS	135,398	65,031	43,622	114,440
505-50-525.42010	Medicare Tax	4,279	6,324	3,918	9,649
505-50-525.42011	Social Security	621	1,240	162	1,240
505-50-525.42012	Retiree Health Insurance	5,598	7,937	5,282	13,781
505-50-525.42013	Deferred Comp	446	2,712	475	6,027
505-50-525.42014	Deferred Comp In Lieu	15,438	17,100	10,213	11,400
505-50-525.42016	Employee Contrib To PERS	(25,525)	(36,078)	(22,953)	(56,920)
505-50-525.42017	Compensated Absences	(1,157)	0	0	0
505-50-525.42019	PERS UAL (Unfunded Accrued Liability)	0	111,063	92,550	94,380
<i>Account Classification Total: BE - Benefits</i>		223,307	302,226	228,555	365,232
<i>CO - Contractual Services</i>					
505-50-525.43020	Car Wash	0	100	0	100
505-50-525.43064	Fire Extinguisher	148	300	0	300
505-50-525.43065	Copier Maintenance/Lease	492	1,000	670	1,000

**City of Turlock Proposed 23-24 Budget
Fund 505 Fleet**

G/L Account Number	Account Description	FY 21-22 Actual	FY 22-23 Amended Budget	FY 22-23 Actual YTD at 4/30/23	FY 23-24 Proposed Budget
505-50-525.43066	Printer Maintenance	0	100	0	100
505-50-525.43100_001	Insurance Property	2,853	3,476	2,953	3,126
505-50-525.43110	Laundry & Linen Service	3,299	5,200	2,554	5,200
505-50-525.43115_000	Maint-Air & Heat General	4,297	2,000	1,440	2,000
505-50-525.43120_002	Building Maintenance Janitorial Services	661	1,000	610	1,000
505-50-525.43150	Pest Control	900	800	675	800
505-50-525.43155	Physicals, Shots & Psychological	671	1,200	370	1,200
505-50-525.43228_001	Radio System Maint Motorola System	3,128	3,175	3,175	3,223
505-50-525.43228_002	Radio System Maint Delta System/Subscriber	5,577	5,588	4,576	5,592
505-50-525.43351	Facility Site Improvements	0	0	0	350,000
<i>Account Classification Total: CO - Contractual Services</i>		22,026	23,939	17,024	373,641
<i>SU - Supplies and Maintenance</i>					
505-50-525.44001_000	Supplies General	756	10,000	3,752	10,000
505-50-525.44010_001	Computer Software Maintenance	0	1,900	0	2,000
505-50-525.44090	Office Equipment & Furniture	3,939	6,000	1,618	6,000
<i>Account Classification Total: SU - Supplies and Maintenance</i>		4,695	17,900	5,370	18,000
<i>UT - Utilities</i>					
505-50-525.45001_000	Telephone General	1,140	550	418	550
505-50-525.45001_002	Telephone Wireless/Tablet Service Plan	0	650	1,124	2,000
505-50-525.45002_000	Turlock Irrigation District General	4,948	18,000	4,347	6,000
505-50-525.45003_000	PG & E General	4,436	5,000	8,950	12,000
505-50-525.45018	City Water/Sewer	0	2,900	0	0
<i>Account Classification Total: UT - Utilities</i>		10,524	27,100	14,838	20,550
<i>VE - Vehicle Expenses</i>					
505-50-525.46020	Fleet Maintenance Labor	0	100	0	100
505-50-525.46025	Outside Contractor Labor	0	0	0	6,000
505-50-525.46031	Gas & Oil	(111)	300	47	300
505-50-525.46032	Vehicle & Small Equipment Maintenance Parts	0	200	0	200
505-50-525.46034	Vehicle Insurance	5	5	4	10
<i>Account Classification Total: VE - Vehicle Expenses</i>		(106)	605	51	6,610
<i>MI - Miscellaneous Expenses</i>					
505-50-525.47010	Bank Charges	716	1,000	0	100
505-50-525.47080	Shoe Allowance	750	750	1,005	2,000
505-50-525.47095_000	Training General/Travel	215	500	0	2,000
<i>Account Classification Total: MI - Miscellaneous Expenses</i>		1,681	2,250	1,005	4,100
<i>CA - Capital Outlay</i>					
505-50-525.51011	Computer Software	0	30,000	6,300	30,000
<i>Account Classification Total: CA - Capital Outlay</i>		0	30,000	6,300	30,000
<i>TO - Transfers Out</i>					
505-50-525.48001_083	Transfers Out To Fd 501 for I.T. Services	27,216	24,493	20,410	28,062
505-50-525.48001_085	Transfers Out To Fd 242 Network	229	310	310	285
505-50-525.48001_089	Transfers Out To Fd 242 Computer Replacement	0	2,913	2,913	2,328
<i>Account Classification Total: TO - Transfers Out</i>		27,445	27,716	23,633	30,675
Division Total: 525 - Operations		584,634	867,850	571,763	1,514,256
Department Total: 50 - Municipal Services		584,634	867,850	571,763	1,514,256
EXPENSES Total		584,634	867,850	571,763	1,514,256
REVENUES		667,779	656,200	393,013	908,900
EXPENSES		584,634	867,850	571,763	1,514,256
Division Total: 525 - Operations		83,145	(211,650)	(178,750)	(605,356)

**City of Turlock Proposed 23-24 Budget
Fund 505 Fleet**

G/L Account Number	Account Description	FY 21-22 Actual	FY 22-23 Amended Budget	FY 22-23 Actual YTD at 4/30/23	FY 23-24 Proposed Budget
Fund: 505 - Fleet					
Department: 50 - Municipal Services					
Division: 526 - CNG					
REVENUES					
<i>CH - Charges for Services</i>					
505-50-526.35352_000	CNG Revenue City/Transit	38,188	20,000	1,532	2,000
<i>Account Classification Total: CH - Charges for Services</i>		38,188	20,000	1,532	2,000
Division Total: 526 - CNG		38,188	20,000	1,532	2,000
Department Total: 50 - Municipal Services		38,188	20,000	1,532	2,000
REVENUES Total		38,188	20,000	1,532	2,000
EXPENSES					
<i>CO - Contractual Services</i>					
505-50-526.43063	Fire Sprinkler & Suppression System	1,878	1,500	450	2,000
505-50-526.43100_001	Insurance Property	2,048	2,495	2,120	2,244
505-50-526.43150	Pest Control	840	800	630	800
<i>Account Classification Total: CO - Contractual Services</i>		4,766	4,795	3,200	5,044
<i>SU - Supplies and Maintenance</i>					
505-50-526.44001_000	Supplies General	1,452	10,000	1,661	5,000
<i>Account Classification Total: SU - Supplies and Maintenance</i>		1,452	10,000	1,661	5,000
<i>UT - Utilities</i>					
505-50-526.45002_000	Turlock Irrigation District General	17,561	18,000	15,580	18,000
<i>Account Classification Total: UT - Utilities</i>		17,561	18,000	15,580	18,000
<i>VE - Vehicle Expenses</i>					
505-50-526.46030_001	CNG CNG Fuel Transfer	34,809	30,000	29,401	35,000
<i>Account Classification Total: VE - Vehicle Expenses</i>		34,809	30,000	29,401	35,000
<i>MI - Miscellaneous Expenses</i>					
505-50-526.47095_000	Training General/Travel	0	500	0	500
505-50-526.47475	CNG State Fuel Tax	1,789	1,500	764	1,500
<i>Account Classification Total: MI - Miscellaneous Expenses</i>		1,789	2,000	764	2,000
<i>TO - Transfers Out</i>					
505-50-526.48001_090	Transfers Out For Vehicle & Equip Replace	2,500	2,500	2,500	2,500
<i>Account Classification Total: TO - Transfers Out</i>		2,500	2,500	2,500	2,500
Division Total: 526 - CNG		62,877	67,295	53,106	67,544
Department Total: 50 - Municipal Services		62,877	67,295	53,106	67,544
EXPENSES Total		62,877	67,295	53,106	67,544
REVENUES		38,188	20,000	1,532	2,000
EXPENSES		62,877	67,295	53,106	67,544
Division Total: 526 - CNG		(24,689)	(47,295)	(51,574)	(65,544)
Fund Total: 505 - Fleet					
REVENUES		705,967	676,200	394,544	910,900
EXPENSES		647,511	935,145	624,869	1,581,800
Fund Total: 505 - Fleet		58,456	(258,945)	(230,325)	(670,900)



CITY OF TURLOCK BUDGET FY 23-24

Fund 602 Downtown Improvement Project

PURPOSE

The Downtown Revitalization Construction project began in June 1999 and resulted in infrastructure upgrades and improvements, as well as changing the downtown facade. The project included reconstruction of the curbs, gutters, sidewalks, and streets and the addition of decorative lighting, street trees, pots, medians, and landscape block outs in the sidewalks on West and East Main Street from Lander Avenue to Palm Street. Public art projects were part of the original revitalization vision and were originally funded here.

**City of Turlock Proposed 23-24 Budget
Fund 602 Downtown Improvement Project**

G/L Account Number	Account Description	FY 21-22 Actual	FY 22-23 Amended Budget	FY 22-23 Actual YTD at 4/30/23	FY 23-24 Proposed Budget
Fund: 602 - Downtown Improvement Project					
Department: 10 - Administration					
Division: 166 - RDA - Downtown Improvement					
EXPENSES					
<i>SU - Supplies and Maintenance</i>					
602-10-166.44001_000	Supplies General	0	0	0	6,500
602-10-166.44151	Banner Arms & Signage	0	1,000	0	0
602-10-166.44152	Trash Can Liners	0	500	0	0
<i>Account Classification Total: SU - Supplies and Maintenance</i>		0	1,500	0	6,500
<i>CA - Capital Outlay</i>					
602-10-166.51026	Brick Pavers,Benches,Bike Racks,Tree Grates	0	5,000	5,067	0
602-10-166.51270	Construction Project	0	140,000	0	140,000
<i>Account Classification Total: CA - Capital Outlay</i>		0	145,000	5,067	140,000
Division Total: 166 - RDA - Downtown Improvement		0	146,500	5,067	146,500
Department Total: 10 - Administration		0	146,500	5,067	146,500
EXPENSES Total		0	146,500	5,067	146,500
Fund REVENUE	Total: 602 - Downtown Improvement Project				
Fund EXPENSE	Total: 602 - Downtown Improvement Project	0	146,500	5,067	146,500
Fund Total: 602 - Downtown Improvement Project		0	(146,500)	(5,067)	(146,500)



CITY OF TURLOCK BUDGET FY 23-24

Development Services

The Development Services Division's (DSD) Budget for Fiscal Year 23-24 was developed to provide the Department's core functions in the most cost effective manner as possible. DSD's Planning Division is spearheading the update to the City Housing Element. The Department is comprised of Building and Safety, Housing and Planning.

MISSION

To plan, design, and build an attractive and sustainable community.

In support of the Development Services Department mission, the purpose of each of the program area is as follows:

- **Building and Safety** - Responsible for working with construction industry professionals and the community to ensure the compliance with state mandated model building codes through the building permit and inspection processes.
- **Planning** - Responsible for preparing, maintaining and implementing the City's General Plan as well as the adopted Specific and Master plans. It is also responsible for the local implementation of CEQA (The California Environmental Quality Act) as well as administers the City's Zoning and Subdivision ordinances. The Planning staff provides support to the Planning Commission and to the City Council on land use matters.
- **Housing** - Responsible for creating, maintaining, and sustaining affordable housing opportunities in the community funded by the United States Department of Housing and Urban Development (HUD) entitlement grants.

The Development Services Department is accounted for through a number of funds which

- 110 for the Planning functions.
- 405 for the Building and Safety functions.
- 271 for State and Federal grants.
- 254, 255, 256, 257, 258, 259, 260 and 625 for Housing Program Services.



CITY OF TURLOCK BUDGET FY 23-24

Fund 271 Development Services Grants

PURPOSE

As grant opportunities become available the Planning Division submits applications, for the purpose of updating Planning Documents, improving processes or creating new or updated master plans.

PROGRAMS

The SB2, REAP and the LEAP Planning Grants are State funded grants intended to be used to update and improve Planning processes, documents and standards to encourage and facilitate residential development.

GOALS AND OBJECTIVES

- Expedite permit processing
- Adopt updates to the Municipal Code
- Update the Housing Element
- Update the Safety Element
- Adopt an Environmental Justice Element

**City of Turlock Proposed 23-24 Budget
Fund 271 Development Services Grants**

G/L Account Number	Account Description	FY 21-22 Actual	FY 22-23 Amended Budget	FY 22-23 Actual YTD at 4/30/23	FY 23-24 Proposed Budget
Program: 450 - SB 2 Grant					
REVENUES					
<i>IG - Intergovernmental</i>					
271-40-400-450.34166	SB 2 Grant Revenue	0	300,000	0	300,000
<i>Account Classification Total: IG - Intergovernmental</i>		0	300,000	0	300,000
Program Total: 450 - SB 2 Grant		0	300,000	0	300,000
Division Total: 400 - Planning		0	300,000	0	300,000
Department Total: 40 - Development Services		0	300,000	0	300,000
REVENUES Total		0	300,000	0	300,000
EXPENSES					
<i>SA - Salaries</i>					
271-40-400-450.49007	Salary Charges From Other Departments	0	50,590	0	50,000
<i>Account Classification Total: SA - Salaries</i>		0	50,590	0	50,000
<i>CO - Contractual Services</i>					
271-40-400-450.43055_000	Consultant General	14,290	210,120	7,388	185,000
<i>Account Classification Total: CO - Contractual Services</i>		14,290	210,120	7,388	185,000
<i>SU - Supplies and Maintenance</i>					
271-40-400-450.44001_000	Supplies General	2,364	3,640	0	3,640
271-40-400-450.44040_000	Postage General	0	2,000	0	2,000
271-40-400-450.44090	Office Equipment & Furniture	0	5,000	0	20,000
<i>Account Classification Total: SU - Supplies and Maintenance</i>		2,364	10,640	0	25,640
<i>MI - Miscellaneous Expenses</i>					
271-40-400-450.47005	Advertising	0	2,000	0	2,000
271-40-400-450.47095_000	Training General/Travel	0	20,000	0	20,000
<i>Account Classification Total: MI - Miscellaneous Expenses</i>		0	22,000	0	22,000
Program Total: 450 - SB 2 Grant		16,654	293,350	7,388	282,640
Division Total: 400 - Planning		16,654	293,350	7,388	282,640
Department Total: 40 - Development Services		16,654	293,350	7,388	282,640
EXPENSES Total		16,654	293,350	7,388	282,640
REVENUES		0	300,000	0	300,000
EXPENSES		16,654	293,350	7,388	282,640
Program Total: 450 - SB 2 Grant		(16,654)	6,650	(7,388)	17,360

Program: 451 - LEAP Grant					
REVENUES					
<i>IG - Intergovernmental</i>					
271-40-400-451.34167	LEAP Grant	0	300,000	0	300,000
<i>Account Classification Total: IG - Intergovernmental</i>		0	300,000	0	300,000
Program Total: 451 - LEAP Grant		0	300,000	0	300,000
Division Total: 400 - Planning		0	300,000	0	300,000
Department Total: 40 - Development Services		0	300,000	0	300,000
REVENUES Total		0	300,000	0	300,000
EXPENSES					
<i>SA - Salaries</i>					
271-40-400-451.49007	Salary Charges From Other Departments	0	0	0	5,000
<i>Account Classification Total: SA - Salaries</i>		0	0	0	5,000
<i>CO - Contractual Services</i>					
271-40-400-451.43055_000	Consultant General	51,106	256,000	32,280	225,000
<i>Account Classification Total: CO - Contractual Services</i>		51,106	256,000	32,280	225,000
Program Total: 451 - LEAP Grant		51,106	256,000	32,280	230,000

**City of Turlock Proposed 23-24 Budget
Fund 271 Development Services Grants**

G/L Account Number	Account Description	FY 21-22 Actual	FY 22-23 Amended Budget	FY 22-23 Actual YTD at 4/30/23	FY 23-24 Proposed Budget
	Division Total: 400 - Planning	51,106	256,000	32,280	230,000
	Department Total: 40 - Development Services	51,106	256,000	32,280	230,000
	EXPENSES Total	51,106	256,000	32,280	230,000
	REVENUES	0	300,000	0	300,000
	EXPENSES	51,106	256,000	32,280	230,000
	Program Total: 451 - LEAP Grant	(51,106)	44,000	(32,280)	70,000

Program: 452 - REAP Grant

REVENUES					
<i>IG - Intergovernmental</i>					
271-40-400-452.34168	REAP Grant	0	54,121	0	54,121
	<i>Account Classification Total: IG - Intergovernmental</i>	0	54,121	0	54,121
	Program Total: 452 - REAP Grant	0	54,121	0	54,121
	Division Total: 400 - Planning	0	54,121	0	54,121
	Department Total: 40 - Development Services	0	54,121	0	54,121
	REVENUES Total	0	54,121	0	54,121
EXPENSES					
<i>SA - Salaries</i>					
271-40-400-452.49007	Salary Charges From Other Departments	0	2,121	0	2,121
	<i>Account Classification Total: SA - Salaries</i>	0	2,121	0	2,121
<i>CO - Contractual Services</i>					
271-40-400-452.43055_000	Consultant General	0	52,000	0	52,000
	<i>Account Classification Total: CO - Contractual Services</i>	0	52,000	0	52,000
	Program Total: 452 - REAP Grant	0	54,121	0	54,121
	Division Total: 400 - Planning	0	54,121	0	54,121
	Department Total: 40 - Development Services	0	54,121	0	54,121
	EXPENSES Total	0	54,121	0	54,121
	REVENUES	0	54,121	0	54,121
	EXPENSES	0	54,121	0	54,121
	Program Total: 452 - REAP Grant	0	0	0	0

Fund Total: 271 - Development Services Grants

	REVENUES	0	654,121	0	654,121
	EXPENSES	67,759	603,471	39,668	566,761
	Fund Total: 271 - Development Services Grants	(67,759)	50,650	(39,668)	87,360



CITY OF TURLOCK BUDGET FY 23-24

Fund 405 Building & Safety Division

PURPOSE

The purpose of the Building and Safety Division is to protect the public health and safety through the effective administration of California's Model Building Codes and the City of Turlock's Municipal Code. This is accomplished through the building permit process, which requires:

- 1) Building plans to be reviewed for compliance with the model and municipal codes
- 2) A permit to build
- 3) Construction that is inspected to ensure compliance with the Code(s) and approved plans

PROGRAMS

The primary function of the Building and Safety Division Program is reviewing plans for code compliance and inspecting buildings during construction phases. In addition, the Building and Safety Division partners with the Fire Department and Neighborhood Services Division to reduce safety hazards on existing buildings and responds to complaints concerning substandard and dangerous buildings. Additionally, we provide paraprofessional and technical assistance at the public counter in response to our various customer service needs. The Building and Safety Division also participates in the interdepartmental predevelopment process intended to facilitate the review and approval stages of the development process. The Building and Safety Division Program continues to lead in implementing the City's records retention and storage program to maintain current and historical property records. Building permit fees pay for the cost of the Building and Safety Division's operations.

GOALS AND OBJECTIVES

- Implement a new software packages to provide inspection scheduling and improving the electronic plan submittal process.
- Streamline existing processes and develop standard performance targets for the plan check program.

**City of Turlock Proposed 23-24 Budget
Fund 405 Building**

G/L Account Number	Account Description	FY 21-22 Actual	FY 22-23 Amended Budget	FY 22-23 Actual YTD at 4/15/23	FY 23-24 Proposed Budget
Fund: 405 - Building					
Department: 40 - Development Services					
Division: 405 - Building					
REVENUES					
<i>LI - Licenses & Permits</i>					
405-40-405.31030_001	Building Inspection Services Non FBHR	849,900	825,000	677,532	825,000
405-40-405.31034	Occupancy Permits	33,100	30,000	23,170	25,000
405-40-405.31036	Permit Handling/Issuance	323,912	270,000	253,785	270,000
<i>Account Classification Total: LI - Licenses & Permits</i>		1,206,912	1,125,000	954,487	1,120,000
<i>IN - Interest Income</i>					
405-40-405.33000	Interest Income	11,521	8,500	0	23,800
<i>Account Classification Total: IN - Interest Income</i>		11,521	8,500	0	23,800
<i>CH - Charges for Services</i>					
405-40-405.35185_001	Plan Checking Services Non-FBHR	692,437	500,000	252,443	400,000
405-40-405.37433	Salary Reimbursement from Cannabis	0	200	0	500
<i>Account Classification Total: CH - Charges for Services</i>		692,437	500,200	252,443	400,500
<i>OR - Other Revenues</i>					
405-40-405.37010_000	Miscellaneous General	2,008	1,000	1,647	1,500
<i>Account Classification Total: OR - Other Revenues</i>		2,008	1,000	1,647	1,500
Division Total: 405 - Building		1,912,877	1,634,700	1,208,578	1,545,800
Department Total: 40 - Development Services		1,912,877	1,634,700	1,208,578	1,545,800
REVENUES Total		1,912,877	1,634,700	1,208,578	1,545,800
EXPENSES					
<i>SA - Salaries</i>					
405-40-405.41001	Full Time Salaries	520,303	711,009	505,172	915,683
405-40-405.41002_000	Part Time Help General	38,578	103,500	43,971	90,000
405-40-405.41050	Bilingual Pay	639	1,835	1,365	2,053
405-40-405.41052	Educational Incentive	1,965	3,214	2,470	3,486
405-40-405.41053	Sick Leave Conversion Pay	6,254	3,000	0	5,000
405-40-405.41055	Vacation Conversion Pay	27,562	3,000	0	5,000
405-40-405.41056	Management Leave Conversion	4,265	3,000	0	5,000
405-40-405.41059	Continuous Service Pay	1,793	4,614	3,531	5,141
405-40-405.41100_001	Overtime Standard	33	1,000	0	1,000
<i>Account Classification Total: SA - Salaries</i>		601,392	834,172	556,508	1,032,363
<i>BE - Benefits</i>					
405-40-405.42002	Medical Dental Plan	88,883	167,958	84,817	151,270
405-40-405.42003	Vision Insurance	971	1,680	697	1,404
405-40-405.42004	Long Term Disability Insurance	3,211	8,598	5,183	9,542
405-40-405.42005	Life Insurance	1,598	2,698	1,566	2,994
405-40-405.42006	SUI	1,768	2,732	2,668	2,686
405-40-405.42007	Workers Comp Insurance	5,269	4,390	2,428	4,772
405-40-405.42008	City Liability Insurance	17,675	16,721	9,877	18,201
405-40-405.42009	PERS	251,457	138,104	85,340	168,713
405-40-405.42010	Medicare Tax	8,706	13,750	8,019	14,969
405-40-405.42011	Social Security	900	6,417	1,039	5,580
405-40-405.42012	Retiree Health Insurance	11,488	18,498	11,497	20,649
405-40-405.42013	Deferred Comp	4,033	8,312	3,733	10,377
405-40-405.42014	Deferred Comp In Lieu	23,605	25,410	19,238	25,410
405-40-405.42016	Employee Contrib To PERS	(47,223)	(75,133)	(40,526)	(83,373)
405-40-405.42017	Compensated Absences	(8,238)	0	0	0
405-40-405.42019	PERS UAL (Unfunded Accrued Liability)	0	166,593	111,064	157,300

**City of Turlock Proposed 23-24 Budget
Fund 405 Building**

G/L Account Number	Account Description	FY 21-22 Actual	FY 22-23 Amended Budget	FY 22-23 Actual YTD at 4/15/23	FY 23-24 Proposed Budget
<i>Account Classification Total: BE - Benefits</i>		364,102	506,728	306,641	510,494
<i>CO - Contractual Services</i>					
405-40-405.43020	Car Wash	140	100	81	250
405-40-405.43035_000	City Hall Shared Costs-Contract Services Shared Costs	17,771	24,604	8,704	25,045
405-40-405.43040	Collection Service	93	0	0	100
405-40-405.43055_002	Consultant Audit	1,523	3,166	150	3,777
405-40-405.43060_000	Contract Services General	38,340	25,000	11,493	25,000
405-40-405.43060_011	Contract Services Inspection	135,653	150,000	5,670	20,000
405-40-405.43065	Copier Maintenance/Lease	492	1,000	595	1,000
405-40-405.43066	Printer Maintenance	438	500	199	500
405-40-405.43085	Fingerprinting	98	75	98	100
405-40-405.43155	Physicals, Shots & Psychological	188	300	370	300
405-40-405.43160	Building Rent BCH	22,440	22,440	11,220	22,440
405-40-405.43260	Plan Check Services	60,133	289,136	221,761	315,000
<i>Account Classification Total: CO - Contractual Services</i>		277,309	516,321	260,340	413,512
<i>SU - Supplies and Maintenance</i>					
405-40-405.44001_000	Supplies General	1,874	4,000	1,892	5,000
405-40-405.44010_001	Computer Software Maintenance	235	4,643	2,610	4,643
405-40-405.44020	Forms	0	1,000	0	1,000
405-40-405.44040_000	Postage General	226	700	140	800
<i>Account Classification Total: SU - Supplies and Maintenance</i>		2,335	10,343	4,642	11,443
<i>UT - Utilities</i>					
405-40-405.45001_000	Telephone General	2,152	1,000	674	2,300
405-40-405.45001_002	Telephone Wireless/Tablet Service Plan	760	2,500	1,902	5,000
405-40-405.45004	City Hall Shared Costs - Utilities	7,714	9,828	4,554	9,484
<i>Account Classification Total: UT - Utilities</i>		10,626	13,328	7,130	16,784
<i>VE - Vehicle Expenses</i>					
405-40-405.46000	Auto Allowance	250	1,200	900	1,200
405-40-405.46020	Fleet Maintenance Labor	1,269	2,200	507	2,500
405-40-405.46025	Outside Contractor Labor	48	250	37	1,000
405-40-405.46031	Gas & Oil	3,910	3,950	2,069	5,000
405-40-405.46032	Vehicle & Small Equipment Maintenance Parts	557	1,500	0	1,500
405-40-405.46034	Vehicle Insurance	21	21	14	25
<i>Account Classification Total: VE - Vehicle Expenses</i>		6,055	9,121	3,527	11,225
<i>MI - Miscellaneous Expenses</i>					
405-40-405.47010	Bank Charges	285	2,400	0	300
405-40-405.47014	Code Adoption	0	500	180	0
405-40-405.47015	Books & Subscriptions	144	9,000	6,200	7,000
405-40-405.47050	Meetings	107	500	0	500
405-40-405.47065	Professional Development	300	750	0	1,050
405-40-405.47080	Shoe Allowance	418	750	499	750
405-40-405.47081	Educational Assistance Program Reimbursement	500	500	0	1,000
405-40-405.47090	Testing & Recruitment	3,099	2,000	414	2,000
405-40-405.47095_000	Training General/Travel	4,537	15,000	3,907	15,000
405-40-405.47095_008	Training New World Software	0	4,000	0	5,000
<i>Account Classification Total: MI - Miscellaneous Expenses</i>		9,391	35,400	11,200	32,600
<i>BD - Bad Debt</i>					
405-40-405.47012	Bad Debt Expense	(373)	0	0	5,000
<i>Account Classification Total: BD - Bad Debt</i>		(373)	0	0	5,000

**City of Turlock Proposed 23-24 Budget
Fund 405 Building**

G/L Account Number	Account Description	FY 21-22 Actual	FY 22-23 Amended Budget	FY 22-23 Actual YTD at 4/15/23	FY 23-24 Proposed Budget
<i>CA - Capital Outlay</i>					
405-40-405.51270	Construction Project	0	50,000	6,830	50,000
<i>Account Classification Total: CA - Capital Outlay</i>		0	50,000	6,830	50,000
<i>TO - Transfers Out</i>					
405-40-405.48001_012	Transfers Out To Fd 501 Info Tech-GIS	0	33,892	0	42,823
405-40-405.48001_083	Transfers Out To Fd 501 for I.T. Services	38,103	38,780	25,856	49,108
405-40-405.48001_085	Transfers Out To Fd 242 Network	455	614	614	507
405-40-405.48001_089	Transfers Out To Fd 242 Computer Replacement	4,408	3,074	3,074	3,692
405-40-405.48001_246	Transfers Out General Fund Admin	83,317	126,949	84,632	115,055
405-40-405.48001_247	Transfers Out Asset Replacement	500,000	20,000	20,000	20,000
<i>Account Classification Total: TO - Transfers Out</i>		626,283	223,309	134,176	231,185
Division Total: 405 - Building		1,897,119	2,198,722	1,290,993	2,314,606
Department Total: 40 - Development Services		1,897,119	2,198,722	1,290,993	2,314,606
EXPENSES Total		1,897,119	2,198,722	1,290,993	2,314,606
Fund REVENUE Total: 405 - Building		1,912,877	1,634,700	1,208,578	1,545,800
Fund EXPENSE Total: 405 - Building		1,897,119	2,198,722	1,290,993	2,314,606
Fund Total: 405 - Building		15,758	(564,022)	(82,416)	(768,806)



CITY OF TURLOCK BUDGET FY 22-23

Housing Program Services

PURPOSE

The Housing Program Services Division function is to create, maintain and sustain affordable housing opportunities in the community, primarily for persons of low and moderate income as well as other at risk or vulnerable populations such as the elderly, disabled and the homeless. The program is funded out of United States Department of Housing and Urban Development (HUD) entitlement grants. The program receives no subsidy from the General Fund. The principal funds include: Fund 254 Stanislaus County-LEAD-Housing Consortium, Fund 255 Community Development Block Grants, Fund 257 State HOME Grant, Fund 260 Permanent Local Housing Allocation (PLHA) and Fund 256 HOME Consortium. This budget also includes one time special HUD entitlement funds related to both COVID Cares Act as well as the American Recovery Act. The Housing program is guided by the City Housing Element of the General Plan, as well as the Consolidated Plan and Annual Action Plans required by HUD. The Division has a staff of four full time positions and is managed by the Development Services Director.

PROGRAMS

The Housing Program Services Division seeks out grants and other opportunities to develop, rehabilitate or provide loans for the production of low and moderate income housing in our community. Specifically, this production of affordable housing units is achieved by assisting families in rehabilitating their homes or rental units through low interest loans, providing down payment assistance to First Time Home Buyers as well as developing new housing units through community collaborations. Through programs such as the Community Development Block Grants program, the Housing Program also provides assistance for public improvements such as curbs, gutters and sidewalks in low-to-moderate income neighborhoods, public service programs for eligible non-profits and agencies, which provide services to individuals who are low-to-moderate income and fair housing services. The City of Turlock will serve as a partner with Stanislaus County for the 2023-2024 HOME Consortium Investment Partnership Program. The City of Turlock will continue as the responsible entity for any prior funding held under the City of Turlock/Stanislaus County HOME Consortium. The members of the Consortium include the cities of Turlock, Ceres, Riverbank, Hughson, Newman, Oakdale, Patterson, Waterford and the County of Stanislaus unincorporated areas.

GOALS AND OBJECTIVES

The goals for the Division revolve around the needs of the community as set forth in the City of Turlock Consolidated Plan. The Division also works to maintain and increase housing stock as outlined in the City's Housing element. For Fiscal Year 2023-2024 the goals and objectives of the Division will strive to meet the community needs by providing:



Housing Program Services

GOALS AND OBJECTIVES (cont.)

- Low interest rate loans to potential homeowners through the First Time Home Buyer program.
- Low interest rate loans and grants to low-moderate income households for repairs of their homes through the Rehabilitation Loan Program.
- Acquire, maintain and/or develop affordable housing for low-moderate income households.
- Pursue transitional housing for very low-income, at risk and/or homeless households.
- Public facilities improvements to the City of Turlock Senior Center.
- Provide services through public service grants to non-profit organizations to assist low-moderate income Turlock residents.
- Provide monthly rent subsidies for qualified very low income residents in five Turlock mobile home parks.
- Provide financial assistance to private developers/owners to increase the amount of affordable housing units in Turlock.
- Provide emergency rent, mortgage, utility assistance for the purposes of preventing homelessness.

**City of Turlock Proposed 23-24 Budget
Fund 254 Stan Cty-LEAD-Housing Consortium**

G/L Account Number	Account Description	FY 21-22 Actual	FY 22-23 Amended Budget	FY 22-23 Actual YTD at 4/30/23	FY 23-24 Proposed Budget
Fund: 254 - Stan Cty-LEAD-Housing Consortium					
Department: 41 - Housing					
Division: 486 - HOME					
REVENUES					
Department: 41 - Housing					
Division: 486 - HOME					
<i>IG - Intergovernmental</i>					
254-41-486.34135_001	HOME Current Year	0	0	0	156,123
<i>Account Classification Total: IG - Intergovernmental</i>		0	0	0	156,123
<i>CH - Charges for Services</i>					
254-41-486.35300_000	Loan Payback Other	0	0	0	100,000
<i>Account Classification Total: CH - Charges for Services</i>		0	0	0	100,000
<i>OR - Other Revenues</i>					
254-41-486.37091	Housing Rental Payments	0	0	0	10,000
<i>Account Classification Total: OR - Other Revenues</i>		0	0	0	10,000
Division Total: 486 - HOME		0	0	0	266,123
Department Total: 41 - Housing		0	0	0	266,123
REVENUES Total		0	0	0	266,123
EXPENSES					
Department: 41 - Housing					
Division: 486 - HOME					
<i>MI - Miscellaneous Expenses</i>					
254-41-486.47225_001	Affordable Housing Affordable Housing - Current	0	0	0	266,123
<i>Account Classification Total: MI - Miscellaneous Expenses</i>		0	0	0	266,123
Division Total: 486 - HOME		0	0	0	266,123
Department Total: 41 - Housing		0	0	0	266,123
EXPENSES Total		0	0	0	266,123
Fund REVENUE	Total: 254 - Stan Cty-LEAD-Housing Consortium	0	0	0	266,123
Fund EXPENSE	Total: 254 - Stan Cty-LEAD-Housing Consortium	0	0	0	266,123
Fund Total: 254 - Stan Cty-LEAD-Housing Consortium		0	0	0	0

**City of Turlock Proposed 23-24 Budget
Fund 255 CDBG**

G/L Account Number	Account Description	FY 21-22 Actual	FY 22-23 Amended Budget	FY 22-23 Actual YTD at 4/30/23	FY 23-24 Proposed Budget
Fund: 255 - CDBG					
Department: 41 - Housing					
Division: 485 - CDBG					
REVENUES					
<i>IG - Intergovernmental</i>					
255-41-485.34130_001	CDBG Current Year	0	627,012	0	613,116
255-41-485.34130_002	CDBG Prior Year	0	1,700,000	714,047	1,205,700
<i>Account Classification Total: IG - Intergovernmental</i>		0	2,327,012	714,047	1,818,816
<i>CH - Charges for Services</i>					
255-41-485.35300_000	Loan Payback Other	350,882	120,000	472,116	120,000
<i>Account Classification Total: CH - Charges for Services</i>		350,882	120,000	472,116	120,000
<i>OR - Other Revenues</i>					
255-41-485.37010_000	Miscellaneous General	18	0	0	0
255-41-485.37091	Housing Rental Payments	22,961	10,000	32,376	10,000
<i>Account Classification Total: OR - Other Revenues</i>		22,979	10,000	32,376	10,000
<i>TI - Transfers In</i>					
255-41-485.38001_158	Transfers In Fr FD 621 Successor Agency Suppt	0	10,000	0	10,000
<i>Account Classification Total: TI - Transfers In</i>		0	10,000	0	10,000
Division Total: 485 - CDBG		373,861	2,467,012	1,218,539	1,958,816
Department Total: 41 - Housing		373,861	2,467,012	1,218,539	1,958,816
REVENUES Total		373,861	2,467,012	1,218,539	1,958,816
EXPENSES					
<i>SA - Salaries</i>					
255-41-485.41001	Full Time Salaries	170,916	166,049	139,089	183,238
255-41-485.41002_000	Part Time Help General	12,109	0	0	0
255-41-485.41050	Bilingual Pay	2,890	0	0	0
255-41-485.41053	Sick Leave Conversion Pay	1,897	2,500	0	2,500
255-41-485.41055	Vacation Conversion Pay	3,986	1,000	0	1,000
255-41-485.41056	Management Leave Conversion	3,080	0	0	0
255-41-485.41059	Continuous Service Pay	5,201	1,319	1,099	1,371
<i>Account Classification Total: SA - Salaries</i>		200,080	170,868	140,188	188,109
<i>BE - Benefits</i>					
255-41-485.42002	Medical Dental Plan	36,613	43,388	50,305	39,049
255-41-485.42003	Vision Insurance	410	564	459	508
255-41-485.42004	Long Term Disability Insurance	1,028	1,730	1,410	1,909
255-41-485.42005	Life Insurance	512	543	426	599
255-41-485.42006	SUI	599	559	797	559
255-41-485.42007	Workers Comp Insurance	1,183	628	522	689
255-41-485.42008	City Liability Insurance	5,706	3,004	2,506	3,309
255-41-485.42009	PERS	92,464	28,207	27,835	33,858
255-41-485.42010	Medicare Tax	2,858	2,478	1,996	2,728
255-41-485.42012	Retiree Health Insurance	4,574	3,321	2,806	3,665
255-41-485.42013	Deferred Comp	3,121	977	552	1,069
255-41-485.42014	Deferred Comp In Lieu	0	1,911	1,663	1,911
255-41-485.42016	Employee Contrib To PERS	(17,749)	(15,063)	(15,871)	(16,615)
255-41-485.42019	PERS UAL (Unfunded Accrued Liability)	0	43,499	36,250	36,965
<i>Account Classification Total: BE - Benefits</i>		131,319	115,746	111,656	110,203
<i>CO - Contractual Services</i>					
255-41-485.43020	Car Wash	60	70	63	70
255-41-485.43035_000	City Hall Shared Costs-Contract Services Shared Costs	5,679	7,862	4,201	8,003

**City of Turlock Proposed 23-24 Budget
Fund 255 CDBG**

G/L Account Number	Account Description	FY 21-22 Actual	FY 22-23 Amended Budget	FY 22-23 Actual YTD at 4/30/23	FY 23-24 Proposed Budget
255-41-485.43055_002	Consultant Audit	4,570	15,628	2,364	18,689
255-41-485.43060_000	Contract Services General	1,708	29,949	20,254	30,000
255-41-485.43065	Copier Maintenance/Lease	1,458	1,300	1,331	0
255-41-485.43066	Printer Maintenance	15	200	9	0
255-41-485.43155	Physicals, Shots & Psychological	0	1,000	0	0
255-41-485.43160	Building Rent BCH	9,000	9,000	4,500	9,000
255-41-485.43195	Special Legal Counsel	0	5,000	0	0
<i>Account Classification Total: CO - Contractual Services</i>		22,488	70,009	32,722	65,762
<i>SU - Supplies and Maintenance</i>					
255-41-485.44001_000	Supplies General	1,396	5,000	1,607	5,000
255-41-485.44010_001	Computer Software Maintenance	62	65	63	65
255-41-485.44040_000	Postage General	806	1,000	841	1,000
<i>Account Classification Total: SU - Supplies and Maintenance</i>		2,265	6,065	2,512	6,065
<i>UT - Utilities</i>					
255-41-485.45001_000	Telephone General	868	450	159	1,000
255-41-485.45001_002	Telephone Wireless/Tablet Service Plan	0	550	592	1,000
255-41-485.45004	City Hall Shared Costs - Utilities	2,463	3,140	2,195	3,030
<i>Account Classification Total: UT - Utilities</i>		3,331	4,140	2,946	5,030
<i>VE - Vehicle Expenses</i>					
255-41-485.46020	Fleet Maintenance Labor	304	1,000	710	1,000
255-41-485.46025	Outside Contractor Labor	0	100	0	100
255-41-485.46031	Gas & Oil	1,102	650	834	1,000
255-41-485.46032	Vehicle & Small Equipment Maintenance Parts	2,600	530	258	1,000
255-41-485.46034	Vehicle Insurance	5	5	168	200
<i>Account Classification Total: VE - Vehicle Expenses</i>		4,012	2,285	1,970	3,300
<i>MI - Miscellaneous Expenses</i>					
255-41-485.47005	Advertising	1,662	4,000	3,096	4,000
255-41-485.47041	Notary Public Expenses	899	1,200	330	2,400
255-41-485.47065	Professional Development	600	600	0	750
255-41-485.47080	Shoe Allowance	500	250	0	250
255-41-485.47090	Testing & Recruitment	98	800	880	1,000
255-41-485.47095_000	Training General/Travel	1,094	1,500	1,451	1,500
255-41-485.47205_001	Project Support Client Processing Fees	1,178	1,500	320	1,500
255-41-485.47205_002	Project Support Relocation Costs	1,000	5,000	0	0
255-41-485.47210_001	Housing Program Services Programs Affordable Housing Development	17,667	1,205,600	1,795,807	276,697
255-41-485.47210_004	Housing Program Services Programs Housing Rehabilitation Grants	40,000	200,000	0	300,000
255-41-485.47210_005	Housing Program Services Programs Housing Rehabilitation Loan	125,784	375,051	0	338,653
255-41-485.47210_006	Housing Program Services Programs Public Improvements	0	100,000	0	500,000
255-41-485.47215_003	Public Service City of Turlock - Recreation	20,000	10,000	5,237	10,000
255-41-485.47215_009	Public Service United Samaritans/Food Assist	19,999	25,000	17,516	10,000
255-41-485.47215_010	Public Service We Care Program - Turlock	20,000	10,000	10,000	10,000
255-41-485.47215_015	Public Service United Samaritans/Senior Meals	20,000	10,000	7,568	10,000
255-41-485.47215_016	Public Service Center for Human Services	2,463	10,000	1,206	10,000
255-41-485.47215_018	Public Service Homeless Counseling-First Behavi	25,000	0	0	0
255-41-485.47215_020	Public Service Elder Eye Care-United Samaritans	7,453	10,000	6,574	9,496
255-41-485.47215_022	Public Service Mortgage/Rental Assistance	0	60,000	0	80,000
255-41-485.47216	Fair Housing	20,000	10,000	0	10,000

**City of Turlock Proposed 23-24 Budget
Fund 255 CDBG**

G/L Account Number	Account Description	FY 21-22 Actual	FY 22-23 Amended Budget	FY 22-23 Actual YTD at 4/30/23	FY 23-24 Proposed Budget
<i>Account Classification Total: MI - Miscellaneous Expenses</i>		325,398	2,040,501	1,849,986	1,576,246
<i>TO - Transfers Out</i>					
255-41-485.48001_083	Transfers Out To Fd 501 for I.T. Services	9,072	12,246	10,210	10,991
255-41-485.48001_085	Transfers Out To Fd 242 Network	96	196	196	113
255-41-485.48001_089	Transfers Out To Fd 242 Computer Replacement	2,231	2,200	2,200	1,394
<i>Account Classification Total: TO - Transfers Out</i>		11,399	14,642	12,606	12,498
Division Total: 485 - CDBG		700,292	2,424,256	2,154,585	1,967,213
Department Total: 41 - Housing		700,292	2,424,256	2,154,585	1,967,213
EXPENSES Total		700,292	2,424,256	2,154,585	1,967,213
Fund REVENUE Total: 255 - CDBG		373,861	2,467,012	1,218,539	1,958,816
Fund EXPENSE Total: 255 - CDBG		700,292	2,424,256	2,154,585	1,967,213
Fund Total: 255 - CDBG		(326,431)	42,756	(936,047)	(8,397)

**City of Turlock Proposed 23-24 Budget
Fund 256 Stanislaus Housing Consortium**

G/L Account Number	Account Description	FY 21-22 Actual	FY 22-23 Amended Budget	FY 22-23 Actual YTD at 4/30/23	FY 23-24 Proposed Budget
Fund: 256 - Stanislaus Housing Consortium					
Department: 41 - Housing					
Division: 486 - HOME					
REVENUES					
<i>IG - Intergovernmental</i>					
256-41-486.34135_001	HOME Current Year	0	1,730,311	0	0
256-41-486.34135_002	HOME Prior Year	95,100	4,250,108	39,561	5,675,000
<i>Account Classification Total: IG - Intergovernmental</i>		95,100	5,980,419	39,561	5,675,000
<i>CH - Charges for Services</i>					
256-41-486.35300_000	Loan Payback Other	421,780	100,000	140,481	0
256-41-486.35302_000	Recaptured Funds Loan Repayments / Sales Proceeds	7,684	0	0	0
<i>Account Classification Total: CH - Charges for Services</i>		429,464	100,000	140,481	0
<i>OR - Other Revenues</i>					
256-41-486.37091	Housing Rental Payments	27,300	10,000	25,000	0
<i>Account Classification Total: OR - Other Revenues</i>		27,300	10,000	25,000	0
<i>TI - Transfers In</i>					
256-41-486.38001_158	Transfers In Fr FD 621 Successor Agency Suppt	0	10,000	0	10,000
<i>Account Classification Total: TI - Transfers In</i>		0	10,000	0	10,000
Division Total: 486 - HOME		551,864	6,100,419	205,041	5,685,000
Department Total: 41 - Housing		551,864	6,100,419	205,041	5,685,000
REVENUES Total		551,864	6,100,419	205,041	5,685,000
EXPENSES					
<i>SA - Salaries</i>					
256-41-486.41001	Full Time Salaries	79,716	54,421	46,571	56,597
256-41-486.41059	Continuous Service Pay	3,587	2,449	2,041	2,547
<i>Account Classification Total: SA - Salaries</i>		83,303	56,870	48,612	59,144
<i>BE - Benefits</i>					
256-41-486.42002	Medical Dental Plan	5,460	8,887	3,087	7,999
256-41-486.42003	Vision Insurance	240	156	133	140
256-41-486.42004	Long Term Disability Insurance	495	567	473	590
256-41-486.42005	Life Insurance	246	178	143	185
256-41-486.42006	SUI	238	155	155	155
256-41-486.42007	Workers Comp Insurance	400	131	114	136
256-41-486.42008	City Liability Insurance	2,460	964	840	1,003
256-41-486.42009	PERS	41,141	10,026	8,355	11,042
256-41-486.42010	Medicare Tax	1,211	825	689	858
256-41-486.42012	Retiree Health Insurance	1,594	1,088	907	1,132
256-41-486.42013	Deferred Comp	797	544	454	566
256-41-486.42014	Deferred Comp In Lieu	5,460	3,549	3,087	3,549
256-41-486.42016	Employee Contrib To PERS	(7,497)	(5,118)	(4,052)	(5,323)
256-41-486.42019	PERS UAL (Unfunded Accrued Liability)	0	12,032	10,030	10,224
<i>Account Classification Total: BE - Benefits</i>		52,244	33,984	24,413	32,256
<i>CO - Contractual Services</i>					
256-41-486.43060_000	Contract Services General	0	24,949	20,000	20,000
256-41-486.43160	Building Rent BCH	4,500	4,500	2,250	4,500
<i>Account Classification Total: CO - Contractual Services</i>		4,500	29,449	22,250	24,500
<i>MI - Miscellaneous Expenses</i>					
256-41-486.47221_002	Administration - Consortia Non Turlock Members	9,738	0	0	0
256-41-486.47222_001	CHDO Current	0	259,547	0	0
256-41-486.47222_002	CHDO Prior	0	1,232,426	0	1,516,922

**City of Turlock Proposed 23-24 Budget
Fund 256 Stanislaus Housing Consortium**

G/L Account Number	Account Description	FY 21-22 Actual	FY 22-23 Amended Budget	FY 22-23 Actual YTD at 4/30/23	FY 23-24 Proposed Budget
256-41-486.47225_001	Affordable Housing Affordable Housing - Current	0	1,470,764	0	0
256-41-486.47225_002	Affordable Housing Affordable Housing - Prior	6,953	3,762,765	569,814	3,482,268
<i>Account Classification Total: MI - Miscellaneous Expenses</i>		16,691	6,725,502	569,814	4,999,190
<i>TO - Transfers Out</i>					
256-41-486.48001_083	Transfers Out To Fd 501 for I.T. Services	4,536	4,082	3,400	3,040
256-41-486.48001_085	Transfers Out To Fd 242 Network	49	0	0	33
<i>Account Classification Total: TO - Transfers Out</i>		4,585	4,082	3,400	3,073
Division Total: 486 - HOME		161,324	6,849,887	668,489	5,118,163
Division Total: 486 - HOME		161,324	6,849,887	668,489	5,118,163
Department Total: 41 - Housing		161,324	6,849,887	668,489	5,118,163
EXPENSES Total		161,324	6,849,887	668,489	5,118,163
Fund REVENUE	Total: 256 - Stanislaus Housing Consortium	551,864	6,100,419	205,041	5,685,000
Fund EXPENSE	Total: 256 - Stanislaus Housing Consortium	161,324	6,849,887	668,489	5,118,163
Fund Total: 256 - Stanislaus Housing Consortium		390,540	(749,468)	(463,448)	566,837

**City of Turlock Proposed 23-24 Budget
Fund 257 State HOME Funds**

G/L Account Number	Account Description	FY 21-22 Actual	FY 22-23 Amended Budget	FY 22-23 Actual YTD at 4/30/23	FY 23-24 Proposed Budget
Fund: 257 - State HOME Funds					
Department: 41 - Housing					
Division: 487 - State Home					
REVENUES					
<i>IN - Interest Income</i>					
257-41-487.33000	Interest Income	24,954	19,800	(4,551)	42,100
<i>Account Classification Total: IN - Interest Income</i>		24,954	19,800	(4,551)	42,100
<i>CH - Charges for Services</i>					
257-41-487.35300_001	Loan Payback FT HB HOME	396,517	20,000	76,266	50,000
<i>Account Classification Total: CH - Charges for Services</i>		396,517	20,000	76,266	50,000
Division Total: 487 - State Home		421,471	39,800	71,714	92,100
Department Total: 41 - Housing		421,471	39,800	71,714	92,100
REVENUES Total		421,471	39,800	71,714	92,100
EXPENSES					
<i>MI - Miscellaneous Expenses</i>					
257-41-487.47010	Bank Charges	617	700	0	600
257-41-487.47230_001	Home Program (State) FT HB	0	2,464,000	0	2,464,000
<i>Account Classification Total: MI - Miscellaneous Expenses</i>		617	2,464,700	0	2,464,600
Division Total: 487 - State Home		617	2,464,700	0	2,464,600
Department Total: 41 - Housing		617	2,464,700	0	2,464,600
EXPENSES Total		617	2,464,700	0	2,464,600
REVENUES		421,471	39,800	71,714	92,100
EXPENSES		617	2,464,700	0	2,464,600
Division Total: 487 - State Home		420,854	(2,424,900)	71,714	(2,372,500)

Fund: 257 - State HOME Funds

Department: 41 - Housing

Division: 488 - Cal Home

REVENUES					
<i>CH - Charges for Services</i>					
257-41-488.35300_002	Loan Payback Cal HOME Program	181,928	40,000	50,705	40,000
<i>Account Classification Total: CH - Charges for Services</i>		181,928	40,000	50,705	40,000
Division Total: 488 - Cal Home		181,928	40,000	50,705	40,000
Department Total: 41 - Housing		181,928	40,000	50,705	40,000
REVENUES Total		181,928	40,000	50,705	40,000
EXPENSES					
<i>MI - Miscellaneous Expenses</i>					
257-41-488.47230_002	Home Program (State) FT HB Down Payment Assistance	0	1,431,000	0	1,700,000
<i>Account Classification Total: MI - Miscellaneous Expenses</i>		0	1,431,000	0	1,700,000
Division Total: 488 - Cal Home		0	1,431,000	0	1,700,000
Department Total: 41 - Housing		0	1,431,000	0	1,700,000
EXPENSES Total		0	1,431,000	0	1,700,000
REVENUES		181,928	40,000	50,705	40,000
EXPENSES		0	1,431,000	0	1,700,000
Division Total: 488 - Cal Home		181,928	(1,391,000)	50,705	(1,660,000)

Fund: 257 - State HOME Funds

Department: 41 - Housing

**City of Turlock Proposed 23-24 Budget
Fund 257 State HOME Funds**

G/L Account Number	Account Description	FY 21-22 Actual	FY 22-23 Amended Budget	FY 22-23 Actual YTD at 4/30/23	FY 23-24 Proposed Budget
Division: 491 - HEAP (Homeless Emerg Aid Prog)					
REVENUES					
<i>IG - Intergovernmental</i>					
257-41-491.34304	Homeless Assistance Revenue	0	0	0	0
<i>Account Classification Total: IG - Intergovernmental</i>		0	0	0	0
Division Total: 491 - HEAP (Homeless Emerg Aid Prog)		0	0	0	0
Department Total: 41 - Housing		0	0	0	0
REVENUES Total		0	0	0	0
EXPENSES					
<i>MI - Miscellaneous Expenses</i>					
257-41-491.47212	Homeless Assistance Projects	0	80,865	2,625	78,240
<i>Account Classification Total: MI - Miscellaneous Expenses</i>		0	80,865	2,625	78,240
Division Total: 491 - HEAP (Homeless Emerg Aid Prog)		0	80,865	2,625	78,240
Department Total: 41 - Housing		0	80,865	2,625	78,240
EXPENSES Total		0	80,865	2,625	78,240
REVENUES		0	0	0	0
EXPENSES		0	80,865	2,625	78,240
Division Total: 491 - HEAP (Homeless Emerg Aid Prog)		0	(80,865)	(2,625)	(78,240)
Fund Total: 257 - State HOME Funds					
REVENUES		603,399	79,800	122,419	132,100
EXPENSES		617	3,976,565	2,625	4,242,840
Fund Total: 257 - State HOME Funds		602,782	(3,896,765)	119,794	(4,110,740)

**City of Turlock Proposed 23-24 Budget
Fund 258 Housing Stimulus Funds**

G/L Account Number	Account Description	FY 21-22 Actual	FY 22-23 Amended Budget	FY 22-23 Actual YTD at 4/30/23	FY 23-24 Proposed Budget
Fund: 258 - Housing Stimulus Funds					
Department: 41 - Housing					
Division: 496 - NSP					
REVENUES					
<i>CH - Charges for Services</i>					
258-41-496.35300_003	Loan Payback NSP	0	0	0	0
<i>Account Classification Total: CH - Charges for Services</i>		0	0	0	0
Division Total: 496 - NSP		0	0	0	0
Department Total: 41 - Housing		0	0	0	0
REVENUES Total		0	0	0	0
EXPENSES					
<i>MI - Miscellaneous Expenses</i>					
258-41-496.47312	Reimbursement to HCD	0	0	0	0
<i>Account Classification Total: MI - Miscellaneous Expenses</i>		0	0	0	0
Division Total: 496 - NSP		0	0	0	0
Department Total: 41 - Housing		0	0	0	0
EXPENSES Total		0	0	0	0
REVENUES		0	0	0	0
EXPENSES		0	0	0	0
Division Total: 496 - NSP		0	0	0	0
Fund: 258 - Housing Stimulus Funds					
Department: 41 - Housing					
Division: 498 - CARES Act (COVID-19)					
REVENUES					
<i>IG - Intergovernmental</i>					
258-41-498.34305	CARES Act (COVID-19)	0	741,302	94,120	767,380
<i>Account Classification Total: IG - Intergovernmental</i>		0	741,302	94,120	767,380
Division Total: 498 - CARES Act (COVID-19)		0	741,302	94,120	767,380
Department Total: 41 - Housing		0	741,302	94,120	767,380
REVENUES Total		0	741,302	94,120	767,380
EXPENSES					
<i>MI - Miscellaneous Expenses</i>					
258-41-498.47213	COVID-19 Prevention	0	579,202	0	605,277
258-41-498.47215_017	Public Service CARES Act (COVID-19)	83,924	0	0	0
258-41-498.47220_007	Administration - City CARES Act (COVID-19)	10,196	162,100	196	162,103
<i>Account Classification Total: MI - Miscellaneous Expenses</i>		94,120	741,302	196	767,380
Division Total: 498 - CARES Act (COVID-19)		94,120	741,302	196	767,380
Department Total: 41 - Housing		94,120	741,302	196	767,380
EXPENSES Total		94,120	741,302	196	767,380
REVENUES		0	741,302	94,120	767,380
EXPENSES		94,120	741,302	196	767,380
Division Total: 498 - CARES Act (COVID-19)		(94,120)	0	93,924	0
Fund Total: 258 - Housing Stimulus Funds					
REVENUES		0	741,302	94,120	767,380
EXPENSES		94,120	741,302	196	767,380
Fund Total: 258 - Housing Stimulus Funds		(94,120)	0	93,924	0

**City of Turlock Proposed 23-24 Budget
Fund 259 HOME-ARP**

G/L Account Number	Account Description	FY 21-22 Actual	FY 22-23 Amended Budget	FY 22-23 Actual YTD at 4/30/23	FY 23-24 Proposed Budget
Fund: 259 - HOME-ARP					
Department: 41 - Housing					
Division: 499 - HOME-ARP					
REVENUES					
<i>IG - Intergovernmental</i>					
259-41-499.34307	American Rescue Plan Act	0	4,524,907	0	4,524,907
<i>Account Classification Total: IG - Intergovernmental</i>		0	4,524,907	0	4,524,907
<i>CH - Charges for Services</i>					
259-41-499.35197	Admin Fee	0	798,513	0	492,505
<i>Account Classification Total: CH - Charges for Services</i>		0	798,513	0	492,505
Division Total: 499 - HOME-ARP		0	5,323,420	0	5,017,412
Department Total: 41 - Housing		0	5,323,420	0	5,017,412
REVENUES Total		0	5,323,420	0	5,017,412
EXPENSES					
<i>SA - Salaries</i>					
259-41-499.41001	Full Time Salaries	0	131,172	65,936	143,244
259-41-499.41002_000	Part Time Help General	0	0	15,197	56,000
259-41-499.41050	Bilingual Pay	0	3,279	1,648	0
259-41-499.41053	Sick Leave Conversion Pay	0	2,500	0	0
259-41-499.41055	Vacation Conversion Pay	0	20,000	20,336	0
259-41-499.41056	Management Leave Conversion	0	3,000	3,363	3,000
259-41-499.41059	Continuous Service Pay	0	5,903	2,967	0
<i>Account Classification Total: SA - Salaries</i>		0	165,854	109,449	202,244
<i>BE - Benefits</i>					
259-41-499.42002	Medical Dental Plan	0	19,289	11,117	17,360
259-41-499.42003	Vision Insurance	0	240	81	216
259-41-499.42004	Long Term Disability Insurance	0	1,367	705	1,493
259-41-499.42005	Life Insurance	0	429	213	468
259-41-499.42006	SUI	0	238	262	428
259-41-499.42007	Workers Comp Insurance	0	384	263	485
259-41-499.42008	City Liability Insurance	0	2,834	1,897	3,583
259-41-499.42009	PERS	0	24,744	8,455	25,669
259-41-499.42010	Medicare Tax	0	2,405	1,556	2,933
259-41-499.42012	Retiree Health Insurance	0	3,935	1,978	4,297
259-41-499.42013	Deferred Comp	0	3,279	1,648	3,581
259-41-499.42016	Employee Contrib To PERS	0	(12,632)	(3,855)	(12,892)
259-41-499.42019	PERS UAL (Unfunded Accrued Liability)	0	18,510	15,430	15,730
<i>Account Classification Total: BE - Benefits</i>		0	65,022	39,750	63,351
<i>CO - Contractual Services</i>					
259-41-499.43060_000	Contract Services General	0	100,000	40,781	20,000
<i>Account Classification Total: CO - Contractual Services</i>		0	100,000	40,781	20,000
<i>MI - Miscellaneous Expenses</i>					
259-41-499.47005	Advertising	0	5,000	650	5,000
259-41-499.47065	Professional Development	0	0	0	600
259-41-499.47214	Homeless Activities	0	4,524,907	0	4,524,907
259-41-499.47221_002	Administration - Consortia Non Turlock Members	0	462,637	0	0
<i>Account Classification Total: MI - Miscellaneous Expenses</i>		0	4,992,544	650	4,530,507
<i>TO - Transfers Out</i>					
259-41-499.48001_083	Transfers Out To Fd 501 for I.T. Services	0	0	0	4,677
259-41-499.48001_085	Transfers Out To Fd 242 Network	0	0	0	50
<i>Account Classification Total: TO - Transfers Out</i>		0	0	0	4,727

**City of Turlock Proposed 23-24 Budget
Fund 259 HOME-ARP**

G/L Account Number	Account Description	FY 21-22 Actual	FY 22-23 Amended Budget	FY 22-23 Actual YTD at 4/30/23	FY 23-24 Proposed Budget
	Division Total: 499 - HOME-ARP	0	5,323,420	190,630	4,820,829
	Department Total: 41 - Housing	0	5,323,420	190,630	4,820,829
	EXPENSES Total	0	5,323,420	190,630	4,820,829
	Fund REVENUE Total: 259 - HOME-ARP	0	5,323,420	0	5,017,412
	Fund EXPENSE Total: 259 - HOME-ARP	0	5,323,420	190,630	4,820,829
	Fund Total: 259 - HOME-ARP	0	0	(190,630)	196,583

City of Turlock Proposed 23-24 Budget
Fund 260 PLHA - Permanent Local Housing Allocation

G/L Account Number	Account Description	FY 21-22 Actual	FY 22-23 Amended Budget	FY 22-23 Actual YTD at 4/30/23	FY 23-24 Proposed Budget
Fund: 260 - PLHA-PermanentLocalHousingAlloc					
Department: 41 - Housing					
Division: 494 - Permanent Local Housing Allocati					
REVENUES					
<i>IG - Intergovernmental</i>					
260-41-494.34146	PLHA Grant Revenue	0	0	0	1,321,461
<i>Account Classification Total: IG - Intergovernmental</i>		0	0	0	1,321,461
Division Total: 494 - Permanent Local Housing Allocati		0	0	0	1,321,461
Department Total: 41 - Housing		0	0	0	1,321,461
REVENUES Total		0	0	0	1,321,461
EXPENSES					
<i>SA - Salaries</i>					
260-41-494.49007	Salary Charges From Other Departments	0	0	0	66,074
<i>Account Classification Total: SA - Salaries</i>		0	0	0	66,074
<i>MI - Miscellaneous Expenses</i>					
260-41-494.47122	Operating & Capital Costs for Emergency Shelters	0	0	0	991,095
260-41-494.47223	Rehabilitation of Transitional Housing	0	0	0	132,146
260-41-494.47224	Acquisition & Rehab of Affordable Rental Housing	0	0	0	132,146
<i>Account Classification Total: MI - Miscellaneous Expenses</i>		0	0	0	1,255,387
Division Total: 494 - Permanent Local Housing Allocati		0	0	0	1,321,461
Department Total: 41 - Housing		0	0	0	1,321,461
EXPENSES Total		0	0	0	1,321,461
Fund REVENUE	Total: 260 - PLHA-PermanentLocalHousingAlloc	0	0	0	1,321,461
Fund EXPENSE	Total: 260 - PLHA-PermanentLocalHousingAlloc	0	0	0	1,321,461
Fund Total: 260 - PLHA-PermanentLocalHousingAlloc		0	0	0	0



CITY OF TURLOCK BUDGET FY 22-23

Fund 625 - Successor Agency - LMI

PURPOSE

The Turlock former Redevelopment Agency was first activated in 1993 and amended in 1996. The total area covered just over 4,300 acres in the City of Turlock. The Agency's primary mission was to eliminate blight within the designated project area as well as promote economic development, help provide essential public facilities, and reconstruct and rehabilitate blighted properties. The general goals and objectives of the Agency were set forth in the Agency's Five-year Implementation Plan.

The City of Turlock serves and the Housing Successor Agency for the Low and Moderate Housing Set Aside (LMI) portion of the former Redevelopment Agency. Funds 621 and 625 reflect the changes necessary with the implementation of a series of enacted legislation which winds down the operations and obligations of the former Redevelopment Agency.

While tax increment revenue has ceased to be revenue to this account, Housing still receives payments and pay offs from loans made from these funds during the life of the Agency. Funds coming into this account are used to pay for the Senior Mobile Home Park rent subsidy program as well as the development of new affordable Housing. Funds most recently have been used to provide upfront capital for the construction of the Avena Bella Phase 2 projects with 60 new units of affordable housing as well as funding a six month pilot program for the operation of a day use navigation center for those experiencing homelessness.

**City of Turlock Proposed 23-24 Budget
Fund 625 Successor Agency - LMI**

G/L Account Number	Account Description	FY 21-22 Actual	FY 22-23 Amended Budget	FY 22-23 Actual YTD at 4/30/23	FY 23-24 Proposed Budget
Fund: 625 - Successor Agency - LMI					
Department: 00 - Non-Departmental					
Division: 000 - Non-Departmental					
REVENUES					
<i>CH - Charges for Services</i>					
625-00-000.35019	Loan Repayments	735,275	4,500	24,087	0
<i>Account Classification Total: CH - Charges for Services</i>		735,275	4,500	24,087	0
Division Total: 000 - Non-Departmental		735,275	4,500	24,087	0
Department Total: 00 - Non-Departmental		735,275	4,500	24,087	0
Department: 10 - Administration					
Division: 199 - Successor Agency - LMI					
<i>IN - Interest Income</i>					
625-10-199.33000	Interest Income	8,617	3,300	(1,757)	20,600
<i>Account Classification Total: IN - Interest Income</i>		8,617	3,300	(1,757)	20,600
<i>TI - Transfers In</i>					
625-10-199.38001_190	Transfers In Fr Fund 621 Mobile Home Rent Sub	40,829	62,000	0	39,500
<i>Account Classification Total: TI - Transfers In</i>		40,829	62,000	0	39,500
Division Total: 199 - Successor Agency - LMI		49,446	65,300	(1,757)	60,100
Department Total: 10 - Administration		49,446	65,300	(1,757)	60,100
REVENUES Total		784,721	69,800	22,330	60,100
EXPENSES					
<i>CO - Contractual Services</i>					
625-10-199.43060_000	Contract Services General	0	10,975	21,186	250,000
<i>Account Classification Total: CO - Contractual Services</i>		0	10,975	21,186	250,000
<i>MI - Miscellaneous Expenses</i>					
625-10-199.47200_001	Housing Set Aside Projects Affordable Housing Development	4,934	1,929,535	604	0
625-10-199.47200_007	Housing Set Aside Projects Mobile Home Rent Subsidy Program	40,829	62,000	32,061	39,500
625-10-199.47310	Property Maintenance	562	2,000	748	2,000
<i>Account Classification Total: MI - Miscellaneous Expenses</i>		46,325	1,993,535	33,413	41,500
Division Total: 199 - Successor Agency - LMI		46,325	2,004,510	54,599	291,500
Department Total: 10 - Administration		46,325	2,004,510	54,599	291,500
EXPENSES Total		46,325	2,004,510	54,599	291,500
Fund REVENUE	Total: 625 - Successor Agency - LMI	784,721	69,800	22,330	60,100
Fund EXPENSE	Total: 625 - Successor Agency - LMI	46,325	2,004,510	54,599	291,500
Fund Total: 625 - Successor Agency - LMI		738,396	(1,934,710)	(32,268)	(231,400)



CITY OF TURLOCK BUDGET FY 23-24

Municipal Services Department

The Municipal Services Department is a full service department, managing a wide variety of areas serving the citizens of Turlock. This department provides and maintains important public infrastructure systems, such as water, wastewater and storm water, to enhance the quality of life for the citizens of Turlock and its visitors. The Department's main objective is to provide effective leadership and fiscal responsibility in the delivery of municipal infrastructure to promote economic development and improve the quality of life for Turlock's citizens and visitors.

In addition to meeting the needs of its external customers, Municipal Services is also committed to serving its internal customers. Realizing our most important assets are our employees, the Department strives to provide a safe and rewarding work environment.

Outlined below is a brief overview of each division's duties and responsibilities. Municipal Services consists of the following divisions:

- Electrical Mechanical Maintenance Division
- Utility Maintenance Division
- Water Quality Control Division
- Administration Division
- Utility Billing Division (overseen by Finance)

ELECTRICAL MECHANICAL MAINTENANCE AND INSTRUMENTATION DIVISION

This division is responsible for maintaining the Supervisory Control and Data Acquisition (SCADA) system, and all equipment at the City's Regional Water Quality Control Facility, the Harding pump station, sewer lift stations, industrial sample stations, storm stations, compressed natural gas stations, water wells, water storage tanks, booster pumps, well pumps and motors for park irrigation, standby power generators, street lighting and traffic signal systems.

Each staff member completes at least 50 preventative maintenance work orders each month. Electrical Mechanical staff rotate work orders each month for street lights and traffic signals while Instrumentation staff are responsible for the calibration of instrumentation equipment and replacing as needed through a maintenance management system.

The Division utilizes various pieces of equipment to perform their job duties, such as crane trucks, an aerial truck and a portable standby generator. Electrical Mechanical and Instrumentation staff have electrical certifications and include journey-level welder/fabricators, crane operators and pump technicians.



CITY OF TURLOCK BUDGET FY 23-24

Municipal Services Department

UTILITY MAINTENANCE DIVISION

One of this division's main functions is maintaining the health and safety of the City's residents by efficiently and cost-effectively providing a safe and reliable drinking water supply and a reliable water supply for fire suppression. Staff are certified in the fields of water distribution, collections systems, backflow device protection, cross-connection control and water treatment. In conjunction with these services, the division also provides for the operation and maintenance of the City's sanitary sewer and storm water infrastructure.

WATER QUALITY CONTROL DIVISION

The Water Quality Control Division is responsible for the treatment of sanitary wastewater for the City of Turlock and the communities of Ceres, Keyes and Denair. The Turlock Regional Water Quality Control Facility provides primary, secondary and tertiary treatment of sanitary wastewater, as well as the treatment and removal of solids. The wastewater treatment processes are designed to ensure compliance with the water quality standards established by the State Water Resources Control Board and the U.S. Environmental Protection Agency, including the operation of an industrial pretreatment program.

The Division conducts water and wastewater sample analysis to ensure compliance with Federal and State water quality requirements (over 70,000 sets of analyses/year), and professionally certified staff in the fields of wastewater treatment, industrial pretreatment and laboratory analysis. Additionally, the Division is responsible for wastewater and storm water environmental compliance.

ADMINISTRATION/REGULATORY AFFAIRS DIVISION

This division deals mainly with regulatory compliance issues mandated by local, state and federal agencies. Areas of responsibility include, but are not limited to, employee health and safety, potable water supply, wastewater treatment and disposal, storm water requirements, solid waste and recycling, air quality, and toxic substances. The division also spearheads various public outreach and education efforts to encourage responsible stewardship of environmental resources. Forecasting future utility infrastructure needs based upon data analysis and other tools available is also a responsibility of this division.

Administrative services manages personnel, the routing and handling of public inquiries/complaints as well as oversight of the overall day to day management of the division. Additionally, staff perform a full range of budget responsibilities, including preparing and maintaining the Department budget, tracking revenues, expenses and Capital projects.



CITY OF TURLOCK BUDGET FY 23-24

Municipal Services Department

UTILITY BILLING DIVISION (overseen by Finance)

The Utility Billing Division is responsible for the management of the utility billing software, rate structures, and the continuity of approximately 20,000 utility service accounts, containing an intricate structure of utility billing, delinquent penalties, delinquent notices, and delinquent water shut-off on a weekly basis by quadrant. Staff coordinates services for new construction and remodels in conjunction with the Development Services permitting process. Utility Billing monitors and troubleshoots the retrieval of water usage through the automated meter reading data collection system.

Staff prepare approximately 4,000 business license renewals and delinquent notices on a semi-annual basis, processing and maintaining the viability of new business license applications for taxation through to compliance. Utility Billing also coordinates with the Turlock Fire Department each year to process fireworks booth applications. Staff members belong to the California Municipal Revenue and Tax Association and attend regular trainings and conferences.

Utility Billing is responsible for annual and quarterly filing of the Diesel Tax Refunds and Disability Access Fees to the State of California, quarterly billing for Transient Occupancy Taxes, and weekly or monthly billing for various City department fees. Staff processes property liens for abatements and miscellaneous services, prepares the annual County tax roll, and coordinates with a third-party service for debt collection.

As the accounts receivable division, staff process all cash, check, credit card and electronic payment revenues received by the City.



CITY OF TURLOCK BUDGET FY 23-24

Fund 204 Solid Waste Education and Management

PURPOSE

The Solid Waste Education and Management Fund is used to increase the diversion of solid waste from landfills by supporting programs and outreach efforts that increase recycling and the proper disposal of solid waste and hazardous materials. The majority of the programs are funded by County and State fees established by State Law (AB 939).

PROGRAMS

To promote waste reduction, resource recovery, recycling, composting and waste diversion the City implements the following programs:

- **Take Pride in Turlock:** Free one-day trash disposal for Turlock residents (annual).
- **Public Education:** Through various media, inform the public of various solid waste issues, including proper recycling, household hazardous waste, e-waste, universal waste, used oil and tire disposal.
- **Solid Waste Recycling:** Purchase supplies and equipment to increase the recycling of solid waste, including large events and venues.
- **Household Hazardous Waste:** Encourage the proper disposal of household hazardous waste by improving access to specialized waste collection facilities.
- **School Education:** Encourage young people to recycle and conserve resources through school-based education programs such as Go Green Week and other youth-oriented education and outreach programs.

GOALS AND OBJECTIVES

- Attain state-mandated solid waste diversion rates pursuant to AB939 and Countywide Integrated Waste Management Plan.
- Improve recycling rate and success of three can trash disposal system operated by the City's contracted waste hauler, Turlock Scavenger.
- Provide annual free trash disposal to Turlock residents to improve the City's general appearance.
- Increase public awareness of solid waste issues and participation in various solid waste management and diversion programs such as: Household hazardous waste, used oil, tire disposal, etc.

**City of Turlock Proposed 23-24 Budget
Fund 204 Solid Waste/Recycle/Public Education**

G/L Account Number	Account Description	FY 21-22 Actual	FY 22-23 Amended Budget	FY 22-23 Actual YTD at 4/30/23	FY 23-24 Proposed Budget
Fund: 204 - SolidWaste/Recycle/PublicEducation					
Department: 50 - Municipal Services					
Division: 505 - Solid Waste Mandates					
REVENUES					
<i>IN - Interest Income</i>					
204-50-505.33000	Interest Income	6,512	6,500	(1,166)	13,900
<i>Account Classification Total: IN - Interest Income</i>		6,512	6,500	(1,166)	13,900
<i>IG - Intergovernmental</i>					
204-50-505.34158	Tire Grant	0	2,000	0	0
204-50-505.34161	CA Beverage Container Recycling	18,791	18,500	0	18,500
204-50-505.34161_001	CA Beverage Container Recycling Return of PY Unspent Grant Funds	(1,175)	0	0	0
204-50-505.37218	SB 1383 Grant	99,118	0	0	0
<i>Account Classification Total: IG - Intergovernmental</i>		116,734	20,500	0	18,500
<i>CH - Charges for Services</i>					
204-50-505.35015	Garbage-Residential 64 & 96	198,626	0	0	0
<i>Account Classification Total: CH - Charges for Services</i>		198,626	0	0	0
Division Total: 505 - Solid Waste Mandates		321,872	27,000	(1,166)	32,400
Department Total: 50 - Municipal Services		321,872	27,000	(1,166)	32,400
REVENUES Total		321,872	27,000	(1,166)	32,400

EXPENSES

Department: 50 - Municipal Services
Division: 505 - Solid Waste Mandates

SA - Salaries

204-50-505.41001	Full Time Salaries	27,252	49,263	22,156	58,496
204-50-505.41002_000	Part Time Help General	1,952	19,250	5,160	6,000
204-50-505.41050	Bilingual Pay	0	0	101	517
204-50-505.41052	Educational Incentive	330	0	105	360
204-50-505.41053	Sick Leave Conversion Pay	260	320	0	320
204-50-505.41055	Vacation Conversion Pay	1,343	600	0	600
204-50-505.41100_001	Overtime Standard	467	0	0	0
<i>Account Classification Total: SA - Salaries</i>		31,605	69,433	27,522	66,293

BE - Benefits

204-50-505.42002	Medical Dental Plan	7,948	13,502	5,555	12,152
204-50-505.42003	Vision Insurance	89	168	48	151
204-50-505.42004	Long Term Disability Insurance	153	513	231	610
204-50-505.42005	Life Insurance	76	161	70	191
204-50-505.42006	SUI	180	232	85	187
204-50-505.42007	Workers Comp Insurance	245	165	199	159
204-50-505.42008	City Liability Insurance	968	1,214	555	1,158
204-50-505.42009	PERS	12,990	8,370	3,664	10,930
204-50-505.42010	Medicare Tax	441	993	393	948
204-50-505.42011	Social Security	47	1,194	320	372
204-50-505.42012	Retiree Health Insurance	545	985	443	1,170
204-50-505.42013	Deferred Comp	94	246	32	292
204-50-505.42016	Employee Contrib To PERS	(2,431)	(4,434)	(1,837)	(5,344)
204-50-505.42019	PERS UAL (Unfunded Accrued Liability)	0	12,957	10,800	11,011
<i>Account Classification Total: BE - Benefits</i>		21,343	36,266	20,557	33,987

CO - Contractual Services

204-50-505.43195	Special Legal Counsel	0	25,000	0	25,000
------------------	-----------------------	---	--------	---	--------

**City of Turlock Proposed 23-24 Budget
Fund 204 Solid Waste/Recycle/Public Education**

G/L Account Number	Account Description	FY 21-22 Actual	FY 22-23 Amended Budget	FY 22-23 Actual YTD at 4/30/23	FY 23-24 Proposed Budget
204-50-505.43320	Special Services/Projects	32,741	40,000	1,210	20,000
<i>Account Classification Total: CO - Contractual Services</i>		32,741	65,000	1,210	45,000
<i>UT - Utilities</i>					
204-50-505.45001_002	Telephone Wireless/Tablet Service Plan	0	250	121	250
<i>Account Classification Total: UT - Utilities</i>		0	250	121	250
<i>VE - Vehicle Expenses</i>					
204-50-505.46010	Equipment Rental	0	5,000	478	1,000
<i>Account Classification Total: VE - Vehicle Expenses</i>		0	5,000	478	1,000
<i>MI - Miscellaneous Expenses</i>					
204-50-505.47005	Advertising	1,460	2,500	181	5,000
204-50-505.47010	Bank Charges	163	300	0	200
204-50-505.47026_001	Recycling Solid Waste Recycling	1	1,000	0	1,000
204-50-505.47026_002	Recycling Cal Beverage Container Recycling	11,987	10,000	3,000	18,500
204-50-505.47026_003	Recycling Education & Outreach	9,295	4,750	4,529	15,000
204-50-505.47026_004	Recycling Compliance Reporting Database	38,710	40,000	28,710	30,000
204-50-505.47027_001	Take Pride in Turlock Advertising	0	1,000	1,000	2,000
204-50-505.47027_002	Take Pride in Turlock Turlock Scavenger	31,221	40,000	13,132	40,000
204-50-505.47027_003	Take Pride in Turlock .	16,106	20,000	0	0
204-50-505.47028_001	Waste Recycling Universal Waste	0	9,000	8,197	12,000
204-50-505.47028_003	Waste Recycling Household Hazardous Waste Prog	2,250	0	1,265	0
204-50-505.47029	Compost Regulatory Fees	0	1,000	0	10,000
204-50-505.47095_000	Training General/Travel	731	2,000	0	2,000
<i>Account Classification Total: MI - Miscellaneous Expenses</i>		111,924	131,550	60,014	135,700
Division Total: 505 - Solid Waste Mandates		197,613	307,499	109,902	282,230
Department Total: 50 - Municipal Services		197,613	307,499	109,902	282,230
EXPENSES Total		197,613	307,499	109,902	282,230
Fund REVENUE	Total: 204 - SolidWaste/Recycle/PublicEducati	321,872	27,000	(1,166)	32,400
Fund EXPENSE	Total: 204 - SolidWaste/Recycle/PublicEducati	197,613	307,499	109,902	282,230
Fund Total: 204 - SolidWaste/Recycle/PublicEducati		124,259	(280,499)	(111,067)	(249,830)



CITY OF TURLOCK BUDGET FY 23-24

Fund 410 Water Quality Control

PURPOSE

The Water Quality Control Division is responsible for the collection and treatment of sanitary wastewater for the City of Turlock and the communities of Ceres, Keyes and Denair. The Turlock Regional Water Quality Control Facility provides primary, secondary and tertiary treatment of sanitary wastewater, as well as the removal of solids. The wastewater treatment processes are designed to ensure compliance with the water quality standards established by the State Water Resources Control Board and the U.S. Environmental Protection Agency, including the operation of an industrial pretreatment program. The Division is responsible for the operation and maintenance of sewer line and lift stations, laboratory operations, waste water, storm water and environmental compliance. The Water Quality Control Division is also charged with the collection of storm water and the maintenance of all storm water infrastructure.

PROGRAMS

The Water Quality Control Division is organized into a number of program areas:

- **Wastewater Treatment Facility:** Operates and maintains a facility that processes an average of 11 million gallons of wastewater per day.
- **Wastewater Collection:** Operates, maintains and repairs the wastewater collection system including sewer mains, laterals, manholes and pump stations; responds to customer complaints; performs regular and systematic rodding, hydrocleaning and televising of sewer mains.
- **Laboratory:** Analyzes untreated and treated wastewater, determines chemical, physical and bacteriological characteristics of treated and untreated wastewater, evaluates treatment effectiveness, maintains records and prepares reports. The laboratory also undertakes testing and analysis for the City of Turlock's drinking water system.
- **Environmental Compliance:** Implements the City's industrial pretreatment program, including monitoring and reporting of 29 permitted non-domestic dischargers (including 18 major industries), performs grease interceptor and sand and oil trap inspections, enforces sanitary sewer and storm water regulations and coordinates a safety program.
- **Storm System Maintenance:** Maintains the City's storm drain system and coordinates emergency response during storms.
- **Administration:** Directs, supervises and plans operation of the City's wastewater utility, prepares studies and reports, oversees utility billing and issues permits for connections to the collection system.
- **Capital Improvements:** Coordinate maintenance and upgrades to City's wastewater collection and treatment infrastructure.



CITY OF TURLOCK BUDGET FY 23-24

Fund 410 Water Quality Control

GOALS AND OBJECTIVES

- Protect the public health, the environment, and the waters of the State of California by providing appropriate wastewater treatment processes to all wastewater collected, and by ensuring that all treated wastewater that is discharged from the Turlock Regional Water Quality Control Facility meets or exceeds State and Federal requirements.
- Operate and maintain the Turlock Regional Water Quality Control Facility, sanitary sewer system and storm drain system in a reliable, safe, productive, and cost-efficient manner. Provide excellent customer service.
- Ensure compliance with the Regional Water Quality Control Board's Order No. R5-2016-0010 and R5-2021-0005 (Waste Discharge Requirements for the Turlock Regional Water Quality Control Facility).
- Ensure that all treatment and conveyance facilities are operated effectively and efficiently.
- Continue an effective and coordinated preventative maintenance program for all wastewater and storm drain infrastructure.
- Clean and video inspect ¼ of the sanitary sewer system every year.
- Undertake supplemental monitoring program to supply data for future permit requirements.
- Seek opportunities for the beneficial reuse of treated wastewater with emphasis in a regional approach for recycled water use.
- Continue programs that allow for the beneficial reuse of biosolids.
- Maintain dialogue with the Regional Water Quality Control Board on future Waste Discharge Requirements for the City of Turlock's Regional Water Quality Control Facility.
- Provide adequate training opportunities to remain abreast of technical, mechanical, safety and analytical improvements in the wastewater treatment and collection industry.
- Respond to citizen inquires within 24 hours.
- Maintain storm facilities to temporarily collect storm water and hold until water can be released to the river.
- Maintain fenced storm basins weed free, to collect and hold storm/nuisance water temporarily.



CITY OF TURLOCK BUDGET FY 23-24

Fund 410 Water Quality Control

BUDGET HIGHLIGHTS

The budget year reflects a continuation of the development of specific Capital Improvement Projects for Water Quality Control, sanitary sewerage and storm water systems. Most of these projects are funded from reserves, reflecting the City's policy of setting aside revenues to replace equipment and infrastructure that exceeds its useful life. Additionally, the capital projects typically result from increasingly stringent regulatory requirements.

**City of Turlock Proposed 23-24 Budget
Fund 410 Water Quality Control (WQC)**

G/L Account Number	Account Description	FY 21-22 Actual	FY 22-23 Amended Budget	FY 22-23 Actual YTD at 4/30/23	FY 23-24 Proposed Budget
Fund: 410 - Water Quality Control (WQC)					
Department: 51 - Sewer					
Division: 530 - Operations					
REVENUES					
<i>IN - Interest Income</i>					
410-51-530.33000	Interest Income	110,357	129,900	(19,033)	126,900
410-51-530.33099	Market Valuation	(480,947)	0	0	0
410-51-530.33183	Interest Income - 2012 Sewer Bond	5	0	0	0
<i>Account Classification Total: IN - Interest Income</i>		(370,586)	129,900	(19,033)	126,900
<i>CH - Charges for Services</i>					
410-51-530.35024_003	Support Services to Outside Agencies SRWA	0	4,000	0	0
410-51-530.35402_001	Turlock Residential	11,617,813	12,500,043	11,395,143	13,000,000
410-51-530.35402_002	Turlock Commercial	1,357,161	1,406,869	1,336,886	1,500,000
410-51-530.35402_003	Turlock Industrial	5,493,573	5,870,517	6,048,262	6,000,000
410-51-530.35403	Monitoring Station/Effluent	19,800	20,070	19,800	22,000
410-51-530.35404	Other Sewer Charges	10,077	23,963	5,286	15,000
410-51-530.35405	Sewer Connections	4,952	5,000	4,280	6,000
410-51-530.35406	Utility Sign Up Fee - Sewer	4,878	0	0	0
410-51-530.35409	Office Space Rent - IT	10,800	10,800	5,400	10,800
410-51-530.35411	TID-Recycled Water-Walnut Energy Center	1,345	1,467	1,997	0
410-51-530.35412	RWQCF Capacity Purchases	355	565,000	0	0
410-51-530.35415	Liquid Waste Haulers	46,918	50,000	34,134	50,000
<i>Account Classification Total: CH - Charges for Services</i>		18,567,673	20,457,729	18,851,189	20,603,800
<i>OR - Other Revenues</i>					
410-51-530.37010_000	Miscellaneous General	11,199	0	65,150	0
410-51-530.37050	Unclaimed Property	14	0	0	0
410-51-530.37411	Reimbursement-Supplies from Depts	93,207	70,000	85,631	70,000
410-51-530.37800	Long Term Debt Proceeds	32,773,244	0	0	0
410-51-530.37030	Sale of Property	1,708	2,000	215	1,000
410-51-530.37084	Property Rent	18,375	12,250	6,125	12,250
<i>Account Classification Total: OR - Other Revenues</i>		32,897,747	84,250	157,120	83,250
<i>TI - Transfers In</i>					
410-51-530.38001_133	Transfers In for Street Lights	0	10,000	0	10,000
410-51-530.38001_314	Transfers In From F416-O&M	288,532	0	0	150,000
<i>Account Classification Total: TI - Transfers In</i>		288,532	10,000	0	160,000
Division Total: 530 - Operations		51,383,366	20,681,879	18,989,276	20,973,950
Department Total: 51 - Sewer		51,383,366	20,681,879	18,989,276	20,973,950
REVENUES Total		51,383,366	20,681,879	18,989,276	20,973,950

EXPENSES

SA - Salaries

410-51-530.41001	Full Time Salaries	2,064,756	2,743,291	1,909,979	2,928,815
410-51-530.41002_000	Part Time Help General	77,433	10,000	54,056	40,000
410-51-530.41050	Bilingual Pay	3,069	2,994	3,261	5,645
410-51-530.41051	Confidential Pay	1,515	1,065	1,763	3,076
410-51-530.41052	Educational Incentive	6,298	10,868	6,220	8,207
410-51-530.41053	Sick Leave Conversion Pay	16,777	31,700	3,543	10,000
410-51-530.41054	Stand By Wages	9,245	23,100	11,024	23,100
410-51-530.41055	Vacation Conversion Pay	11,689	10,500	708	10,500
410-51-530.41056	Management Leave Conversion	87	4,500	584	4,500
410-51-530.41059	Continuous Service Pay	29,272	27,420	26,937	33,155

**City of Turlock Proposed 23-24 Budget
Fund 410 Water Quality Control (WQC)**

G/L Account Number	Account Description	FY 21-22 Actual	FY 22-23 Amended Budget	FY 22-23 Actual YTD at 4/30/23	FY 23-24 Proposed Budget
410-51-530.41100_001	Overtime Standard	101,345	80,000	117,038	123,000
410-51-530.49006	Salary Credits From Other Departments	(93,722)	0	(27,867)	0
410-51-530.49007	Salary Charges From Other Departments	42,406	0	0	0
<i>Account Classification Total: SA - Salaries</i>		2,270,172	2,945,438	2,107,246	3,189,998
<i>BE - Benefits</i>					
410-51-530.42002	Medical Dental Plan	545,526	681,400	484,666	653,477
410-51-530.42003	Vision Insurance	6,071	7,824	3,937	7,733
410-51-530.42004	Long Term Disability Insurance	12,653	28,586	19,670	30,519
410-51-530.42005	Life Insurance	6,305	8,971	5,952	9,577
410-51-530.42006	SUI	7,916	9,085	7,705	10,000
410-51-530.42007	Workers Comp Insurance	85,111	59,546	39,613	65,187
410-51-530.42008	City Liability Insurance	63,745	45,474	35,214	48,444
410-51-530.42009	PERS	1,017,475	471,554	325,803	544,785
410-51-530.42010	Medicare Tax	33,324	43,144	30,410	46,255
410-51-530.42011	Social Security	3,004	2,480	3,354	2,480
410-51-530.42012	Retiree Health Insurance	43,503	58,953	41,584	63,911
410-51-530.42013	Deferred Comp	15,554	23,702	15,712	29,010
410-51-530.42014	Deferred Comp In Lieu	24,809	25,530	17,338	22,560
410-51-530.42016	Employee Contrib To PERS	(188,513)	(251,042)	(166,408)	(268,436)
410-51-530.42017	Compensated Absences	10,854	0	0	0
410-51-530.42019	PERS UAL (Unfunded Accrued Liability)	0	668,223	556,850	559,987
<i>Account Classification Total: BE - Benefits</i>		1,687,337	1,883,430	1,421,399	1,825,489
<i>CO - Contractual Services</i>					
410-51-530.43005_000	Alarm Monitoring General	1,259	1,500	2,063	2,000
410-51-530.43010	Contract Attorney	31,697	66,000	107,465	40,000
410-51-530.43011	Gov't Relations / Public Affairs	30,000	20,000	22,500	20,000
410-51-530.43020	Car Wash	476	500	231	500
410-51-530.43035_000	City Hall Shared Costs-Contract Services Shared Costs	15,878	21,988	11,744	22,381
410-51-530.43040	Collection Service	762	3,200	0	3,000
410-51-530.43048	Work Order Management Software	0	5,000	0	0
410-51-530.43055_002	Consultant Audit	7,616	17,757	750	21,197
410-51-530.43064	Fire Extinguisher	1,329	2,000	1,129	2,000
410-51-530.43065	Copier Maintenance/Lease	3,997	6,000	3,627	6,000
410-51-530.43066	Printer Maintenance	1,642	5,000	790	2,000
410-51-530.43100_001	Insurance Property	23,849	29,058	24,689	26,133
410-51-530.43110	Laundry & Linen Service	10,505	14,000	9,946	14,000
410-51-530.43115_000	Maint-Air & Heat General	36,598	25,000	32,295	50,000
410-51-530.43125_002	Maintenance HSQ Maint Agreement	6,924	30,000	55,865	75,000
410-51-530.43125_010	Maintenance Office/Computer Equip	0	500	0	500
410-51-530.43125_013	Maintenance New World Software Maint	12,130	11,952	12,727	12,562
410-51-530.43125_016	Maintenance Weed Spraying	24,396	20,000	18,990	25,000
410-51-530.43125_037	Maintenance MMS Subscription	0	0	0	45,030
410-51-530.43150	Pest Control	3,360	5,000	2,520	5,000
410-51-530.43151	Contract Help-Collections & Billing	0	5,000	0	0
410-51-530.43155	Physicals, Shots & Psychological	2,586	2,500	1,092	2,500
410-51-530.43170	Security	0	15,000	0	15,000
410-51-530.43175	Transaction Fees-Credit Card	8,204	8,100	5,983	8,900
410-51-530.43228_001	Radio System Maint Motorola System	3,128	3,174	3,174	3,224
410-51-530.43228_002	Radio System Maint Delta System/Subscriber	5,576	5,588	4,576	5,592

**City of Turlock Proposed 23-24 Budget
Fund 410 Water Quality Control (WQC)**

G/L Account Number	Account Description	FY 21-22 Actual	FY 22-23 Amended Budget	FY 22-23 Actual YTD at 4/30/23	FY 23-24 Proposed Budget
410-51-530.43228_004	Radio System Maint Microwave Maint (Nokia/Delta)	0	458	0	0
410-51-530.43311	Contract - Analysis Water Waste	138,530	200,000	78,535	200,000
410-51-530.43312	Biosolids Recycling	287,518	275,000	205,613	250,000
410-51-530.43314	Contract Help - Service	104,744	250,000	212,545	377,000
410-51-530.43316	NPDES Permit Studies	30,373	300,000	70,658	300,000
410-51-530.43318	Professional Services-Bonds	2,200	5,000	0	0
410-51-530.43319	Regulatory Fees	291,411	344,000	183,949	303,000
410-51-530.43320	Special Services/Projects	77,412	45,000	51,623	70,500
410-51-530.43322	TID Gomes Lake	37,800	20,000	0	20,000
410-51-530.43338	Chlorinator Preventative Maintenance Service	1,753	0	0	0
410-51-530.43346	RWQCF Master Plan Update & Capacity Study	31,401	170,000	91,468	75,000
<i>Account Classification Total: CO - Contractual Services</i>		1,235,055	1,933,275	1,216,547	2,003,019
<i>SU - Supplies and Maintenance</i>					
410-51-530.44001_000	Supplies General	196,391	200,000	94,851	150,000
410-51-530.44001_115	Supplies Meters/Samplers	66,576	50,000	34,180	50,000
410-51-530.44001_116	Supplies Telemetry	7,483	25,000	11,481	25,000
410-51-530.44001_117	Supplies Transfers to Other Depts	101,091	100,000	95,453	100,000
410-51-530.44001_205	Supplies Blower Intake Filters	0	15,000	14,700	0
410-51-530.44001_267	Supplies Laboratory	28,709	40,000	34,159	40,000
410-51-530.44005_005	Chemicals Aluminum Chlorohydrate	0	79,319	0	100,000
410-51-530.44005_006	Chemicals Chlorine	308,294	900,000	561,859	2,000,000
410-51-530.44005_007	Chemicals Ferric Chloride	0	2,500	0	2,500
410-51-530.44005_008	Chemicals Polymer	38,033	50,000	30,617	50,000
410-51-530.44005_009	Chemicals Sodium Bisulfite	161,223	225,000	159,003	225,000
410-51-530.44010_001	Computer Software Maintenance	7,081	7,647	6,339	57,200
410-51-530.44010_002	Computer Software Maintenance-UT Coll	0	10,000	0	0
410-51-530.44010_007	Computer Software Maintenance-Linko	0	7,500	0	0
410-51-530.44010_010	Computer Software Maintenance-IVR	8,217	5,000	4,749	5,000
410-51-530.44010_012	Computer WQC Software Licenses	4,976	2,200	942	0
410-51-530.44010_014	Computer Software Maintenance-WIMs	2,326	2,500	0	0
410-51-530.44015_001	Utility Billing Supplies	5,329	2,000	5,236	2,000
410-51-530.44015_002	Utility Billing Postage	38,926	40,000	34,347	45,000
410-51-530.44015_003	Utility Billing Forms	9,107	9,000	8,126	9,000
410-51-530.44030_001	Minor Equipment Safety	9,881	15,000	22,071	25,000
410-51-530.44030_002	Minor Equipment Tools	17,317	15,000	12,811	15,000
410-51-530.44030_081	Minor Equipment Headworks	0	0	0	15,000
410-51-530.44030_082	Minor Equipment Flotator	0	0	0	15,000
410-51-530.44030_083	Minor Equipment Biotower	0	0	0	15,000
410-51-530.44030_084	Minor Equipment Aeration	0	0	0	25,000
410-51-530.44030_085	Minor Equipment Secondary Clarifier	0	0	0	45,000
410-51-530.44030_086	Minor Equipment High Rate Coagulation Clarifier	0	0	0	15,000
410-51-530.44030_087	Minor Equipment Cloth Filter	0	0	0	90,000
410-51-530.44030_088	Minor Equipment Chlorine	0	0	0	20,000
410-51-530.44030_089	Minor Equipment Dechlorination	0	0	0	10,000
410-51-530.44030_090	Minor Equipment Digester	0	0	0	25,000
410-51-530.44040_000	Postage General	5,052	6,000	4,988	6,000
410-51-530.44090	Office Equipment & Furniture	0	45,000	1,157	30,000
<i>Account Classification Total: SU - Supplies and Maintenance</i>		1,016,013	1,853,666	1,137,069	3,211,700

UT - Utilities

**City of Turlock Proposed 23-24 Budget
Fund 410 Water Quality Control (WQC)**

G/L Account Number	Account Description	FY 21-22 Actual	FY 22-23 Amended Budget	FY 22-23 Actual YTD at 4/30/23	FY 23-24 Proposed Budget
410-51-530.45001_000	Telephone General	26,155	15,000	15,945	20,000
410-51-530.45001_002	Telephone Wireless/Tablet Service Plan	1,848	12,000	13,276	20,000
410-51-530.45002_000	Turlock Irrigation District General	1,755,375	2,000,000	1,525,455	2,000,000
410-51-530.45002_009	Turlock Irrigation District TID - Irrigation Water	2,784	3,000	2,570	3,000
410-51-530.45003_000	PG & E General	101,152	200,000	204,607	150,000
410-51-530.45004	City Hall Shared Costs - Utilities	6,894	8,783	6,138	8,475
410-51-530.45007	Internet Access	985	1,000	789	1,000
410-51-530.45018	City Water/Sewer	0	2,000	0	0
	<i>Account Classification Total: UT - Utilities</i>	1,895,193	2,241,783	1,768,779	2,202,475
<i>VE - Vehicle Expenses</i>					
410-51-530.46000	Auto Allowance	120	1,680	400	480
410-51-530.46010	Equipment Rental	21,885	20,000	16,473	20,000
410-51-530.46020	Fleet Maintenance Labor	17,405	25,000	10,606	15,000
410-51-530.46025	Outside Contractor Labor	2,710	4,000	1,130	4,000
410-51-530.46030_000	CNG General	4,286	3,000	306	2,000
410-51-530.46031	Gas & Oil	51,356	56,250	44,521	60,000
410-51-530.46032	Vehicle & Small Equipment Maintenance Parts	14,975	10,000	15,377	20,000
410-51-530.46034	Vehicle Insurance	3,869	5,175	3,038	3,700
	<i>Account Classification Total: VE - Vehicle Expenses</i>	116,606	125,105	91,850	125,180
<i>MI - Miscellaneous Expenses</i>					
410-51-530.47005	Advertising	3,443	2,500	495	1,500
410-51-530.47010	Bank Charges	128,010	121,700	81,551	125,700
410-51-530.47015	Books & Subscriptions	0	1,000	0	1,000
410-51-530.47020	Certification	7,627	5,000	3,100	5,000
410-51-530.47040_000	Dues Miscellaneous	367	750	547	800
410-51-530.47050	Meetings	0	500	0	500
410-51-530.47065	Professional Development	600	1,000	255	1,940
410-51-530.47070_000	Property Taxes General	230	500	233	500
410-51-530.47080	Shoe Allowance	2,992	3,500	3,273	6,000
410-51-530.47081	Educational Assistance Program Reimbursement	0	1,000	0	1,000
410-51-530.47090	Testing & Recruitment	13,366	10,000	3,287	10,000
410-51-530.47095_000	Training General/Travel	26,515	20,000	17,043	25,000
410-51-530.47095_008	Training New World Software	120	3,000	0	3,000
	<i>Account Classification Total: MI - Miscellaneous Expenses</i>	183,269	170,450	109,784	181,940
<i>BD - Bad Debt</i>					
410-51-530.47012	Bad Debt Expense	959	2,000	0	2,000
	<i>Account Classification Total: BD - Bad Debt</i>	959	2,000	0	2,000
<i>DS - Debt Service</i>					
410-51-530.53017_001	2012 Sewer Bonds Interest	1,379,875	0	0	0
410-51-530.53017_002	2012 Sewer Bonds Principal	2,545,000	0	0	0
410-51-530.53018_001	SRF Headworks Project Interest	405,070	380,050	380,049	354,479
410-51-530.53018_002	SRF Headworks Project Principal	1,137,310	1,162,332	1,162,331	1,187,903
410-51-530.53019_001	SRF Harding Drain ByPass Project Interest	231,016	215,473	215,473	199,587
410-51-530.53019_002	SRF Harding Drain ByPass Project Principal	706,533	722,077	722,077	737,963
410-51-530.53028_001	2022 Sewer Bonds Refunding Interest	0	952,875	674,658	851,029
410-51-530.53028_002	2022 Sewer Bonds Refunding Principal	0	2,978,000	2,978,000	2,967,000
	<i>Account Classification Total: DS - Debt Service</i>	6,404,805	6,410,807	6,132,588	6,297,961
<i>TO - Transfers Out</i>					
410-51-530.48001_007	Transfers Out To 240&305 BCH Rent-Coll&Bill	15,800	15,800	11,850	15,800

**City of Turlock Proposed 23-24 Budget
Fund 410 Water Quality Control (WQC)**

G/L Account Number	Account Description	FY 21-22 Actual	FY 22-23 Amended Budget	FY 22-23 Actual YTD at 4/30/23	FY 23-24 Proposed Budget
410-51-530.48001_008	Transfers Out To Fd 110 Bldg Maint-Coll & Bill	4,656	6,447	3,443	6,562
410-51-530.48001_009	Transfers Out To Fd 110 Utilities-Coll & Bill	2,022	2,575	1,799	2,485
410-51-530.48001_012	Transfers Out To Fd 501 Info Tech-GIS	0	33,892	0	42,823
410-51-530.48001_052	Transfers Out To Fd 110 GF Admin Fr Fd 410 WQC	690,939	822,599	685,500	885,564
410-51-530.48001_075	Transfers Out To Fd 110 Public Safety Services	307,638	307,638	256,370	307,638
410-51-530.48001_083	Transfers Out To Fd 501 for I.T. Services	162,845	146,751	122,290	161,823
410-51-530.48001_085	Transfers Out To Fd 242 Network	1,323	1,789	1,789	1,642
410-51-530.48001_089	Transfers Out To Fd 242 Computer Replacement	12,610	6,975	6,975	11,149
410-51-530.48001_090	Transfers Out For Vehicle & Equip Replace	25,000	25,000	25,000	40,000
<i>Account Classification Total: TO - Transfers Out</i>		1,222,833	1,369,466	1,115,016	1,475,486
Division Total: 530 - Operations		16,032,241	18,935,420	15,100,278	20,515,248
Department Total: 51 - Sewer		16,032,241	18,935,420	15,100,278	20,515,248
EXPENSES Total		16,032,241	18,935,420	15,100,278	20,515,248
REVENUES		51,383,366	20,681,879	18,989,276	20,973,950
EXPENSES		16,032,241	18,935,420	15,100,278	20,515,248
Division Total: 530 - Operations		35,351,125	1,746,459	3,888,998	458,702

Fund: 410 - Water Quality Control (WQC)

Department: 51 - Sewer

Division: 531 - Collection System

REVENUES

TI - Transfers In

410-51-532.38001_125	Transfers In Fr Fd 410-51-532 Leaf Pick Up	1,643	0	0	0
<i>Account Classification Total: CH - Charges for Services</i>		1,643	0	0	0
Division Total: 532 - Storm Basin Maintenance		1,643	0	0	0
Department Total: 51 - Sewer		1,643	0	0	0
REVENUES Total		1,643	0	0	0

EXPENSES

SA - Salaries

410-51-531.41001	Full Time Salaries	492,624	640,209	494,186	710,392
410-51-531.41002_000	Part Time Help General	3,328	30,000	0	0
410-51-531.41050	Bilingual Pay	1,752	2,305	962	1,261
410-51-531.41052	Educational Incentive	1,200	1,200	1,225	1,200
410-51-531.41053	Sick Leave Conversion Pay	8,154	7,000	2,010	7,000
410-51-531.41054	Stand By Wages	9,704	20,000	9,753	20,000
410-51-531.41055	Vacation Conversion Pay	15,537	2,500	0	2,500
410-51-531.41059	Continuous Service Pay	6,491	4,560	4,197	7,230
410-51-531.41100_001	Overtime Standard	26,024	25,000	41,543	25,000
<i>Account Classification Total: SA - Salaries</i>		564,814	732,774	553,877	774,583

BE - Benefits

410-51-531.42002	Medical Dental Plan	182,310	210,248	178,470	197,074
410-51-531.42003	Vision Insurance	2,042	2,616	1,482	2,376
410-51-531.42004	Long Term Disability Insurance	3,072	6,672	5,102	7,402
410-51-531.42005	Life Insurance	1,530	2,094	1,545	2,323
410-51-531.42006	SUI	2,261	2,577	2,782	2,618
410-51-531.42007	Workers Comp Insurance	31,450	20,497	15,553	21,596
410-51-531.42008	City Liability Insurance	15,812	10,208	9,222	10,754
410-51-531.42009	PERS	243,192	112,277	82,497	134,766
410-51-531.42010	Medicare Tax	8,125	10,626	7,775	11,231

**City of Turlock Proposed 23-24 Budget
Fund 410 Water Quality Control (WQC)**

G/L Account Number	Account Description	FY 21-22 Actual	FY 22-23 Amended Budget	FY 22-23 Actual YTD at 4/30/23	FY 23-24 Proposed Budget
410-51-531.42011	Social Security	206	1,860	0	0
410-51-531.42012	Retiree Health Insurance	9,853	12,805	9,884	14,208
410-51-531.42013	Deferred Comp	3,025	4,143	2,785	4,504
410-51-531.42014	Deferred Comp In Lieu	0	0	1,188	2,850
410-51-531.42016	Employee Contrib To PERS	(45,544)	(61,202)	(42,769)	(64,965)
410-51-531.42019	PERS UAL (Unfunded Accrued Liability)	0	175,848	146,540	173,030
<i>Account Classification Total: BE - Benefits</i>		457,333	511,269	422,055	519,767
<i>CO - Contractual Services</i>					
410-51-531.43020	Car Wash	77	100	21	100
410-51-531.43065	Copier Maintenance/Lease	577	1,000	174	1,000
410-51-531.43066	Printer Maintenance	457	380	21	300
410-51-531.43078	Tree Removal Services	0	20,000	3,549	20,000
410-51-531.43110	Laundry & Linen Service	1,757	3,000	1,274	3,000
410-51-531.43115_000	Maint-Air & Heat General	0	1,000	0	1,000
410-51-531.43125_019	Maintenance T.V.	0	5,000	0	5,000
410-51-531.43145	Pave Trenches	154,263	100,000	3,914	100,000
410-51-531.43150	Pest Control	19,928	30,000	0	30,000
410-51-531.43155	Physicals, Shots & Psychological	578	2,000	1,068	2,000
410-51-531.43228_001	Radio System Maint Motorola System	1,564	1,587	1,587	1,612
410-51-531.43228_002	Radio System Maint Delta System/Subscriber	2,788	2,794	2,288	2,796
410-51-531.43228_004	Radio System Maint Microwave Maint (Nokia/Delta)	0	229	0	0
410-51-531.43319	Regulatory Fees	0	0	0	20,000
410-51-531.43324	Sewer Root System	0	20,000	0	25,000
410-51-531.43325	TID Irrigation Lines Repair	0	15,000	0	15,000
<i>Account Classification Total: CO - Contractual Services</i>		181,989	202,090	13,896	226,808
<i>SU - Supplies and Maintenance</i>					
410-51-531.44001_000	Supplies General	48,232	125,000	45,804	125,000
410-51-531.44001_005	Supplies Piping Supplies	18,694	125,000	20,729	125,000
410-51-531.44001_105	Supplies Asphalt Replacement Mix	0	2,000	0	2,000
410-51-531.44030_001	Minor Equipment Safety	8,616	10,000	4,888	10,000
410-51-531.44030_002	Minor Equipment Tools	7,601	10,000	6,340	10,000
<i>Account Classification Total: SU - Supplies and Maintenance</i>		83,143	272,000	77,761	272,000
<i>UT - Utilities</i>					
410-51-531.45002_000	Turlock Irrigation District General	52,226	60,000	47,446	60,000
410-51-531.45018	City Water/Sewer	0	6,900	0	0
<i>Account Classification Total: UT - Utilities</i>		52,226	66,900	47,446	60,000
<i>VE - Vehicle Expenses</i>					
410-51-531.46010	Equipment Rental	0	5,000	0	5,000
410-51-531.46020	Fleet Maintenance Labor	44,882	60,000	21,719	60,000
410-51-531.46025	Outside Contractor Labor	3,276	10,000	7,838	10,000
410-51-531.46030_000	CNG General	2,010	5,000	0	5,000
410-51-531.46031	Gas & Oil	25,269	29,300	16,230	29,300
410-51-531.46032	Vehicle & Small Equipment Maintenance Parts	39,788	30,000	26,367	35,000
410-51-531.46034	Vehicle Insurance	7,526	6,729	6,320	7,300
<i>Account Classification Total: VE - Vehicle Expenses</i>		122,751	146,029	78,473	151,600
<i>MI - Miscellaneous Expenses</i>					
410-51-531.47020	Certification	0	10,000	1,075	10,000
410-51-531.47040_000	Dues Miscellaneous	5,501	8,000	5,444	10,000
410-51-531.47050	Meetings	0	1,000	0	1,000

**City of Turlock Proposed 23-24 Budget
Fund 410 Water Quality Control (WQC)**

G/L Account Number	Account Description	FY 21-22 Actual	FY 22-23 Amended Budget	FY 22-23 Actual YTD at 4/30/23	FY 23-24 Proposed Budget
410-51-531.47080	Shoe Allowance	1,753	3,000	2,057	5,000
410-51-531.47081	Educational Assistance Program Reimbursement	0	1,000	0	1,000
410-51-531.47090	Testing & Recruitment	1,946	5,000	1,417	5,000
410-51-531.47095_000	Training General/Travel	4,766	10,000	1,522	25,000
410-51-531.47254	Education and Outreach	5,803	10,000	1,899	10,000
<i>Account Classification Total: MI - Miscellaneous Expenses</i>		19,770	48,000	13,414	67,000
<i>TO - Transfers Out</i>					
410-51-531.48001_083	Transfers Out To Fd 501 for I.T. Services	43,093	38,780	32,320	51,447
410-51-531.48001_085	Transfers Out To Fd 242 Network	420	569	569	522
410-51-531.48001_090	Transfers Out For Vehicle & Equip Replace	25,000	35,000	35,000	0
<i>Account Classification Total: TO - Transfers Out</i>		68,513	74,349	67,889	51,969
Division Total: 531 - Collection System		1,550,539	2,053,411	1,274,811	2,123,727
Department Total: 51 - Sewer		1,550,539	2,053,411	1,274,811	2,123,727
EXPENSES Total		1,550,539	2,053,411	1,274,811	2,123,727
REVENUES		1,643	0	0	0
EXPENSES		1,550,539	2,053,411	1,274,811	2,123,727
Division Total: 531 - Collection System		(1,548,897)	(2,053,411)	(1,274,811)	(2,123,727)

Fund: 410 - Water Quality Control (WQC)

Department: 51 - Sewer

Division: 532 - Storm Basin Maintenance

REVENUES

CH - Charges for Services

410-51-532.35014_002	Salary Reimbursement Other	240	0	0	0
<i>Account Classification Total: CH - Charges for Services</i>		240	0	0	0
Division Total: 532 - Storm Basin Maintenance		240	0	0	0
Department Total: 51 - Sewer		240	0	0	0
REVENUES Total		240	0	0	0

EXPENSES

SA - Salaries

410-51-532.41001	Full Time Salaries	330,632	362,406	272,628	394,578
410-51-532.41002_000	Part Time Help General	7,809	46,671	12,550	30,000
410-51-532.41002_005	Part Time Help Clerical	1,190	1,296	1,422	1,600
410-51-532.41004	Non-City Sponsored Events	0	125	0	125
410-51-532.41050	Bilingual Pay	613	580	496	650
410-51-532.41051	Confidential Pay	0	0	207	493
410-51-532.41052	Educational Incentive	543	0	70	144
410-51-532.41053	Sick Leave Conversion Pay	5,708	5,000	1,366	5,000
410-51-532.41054	Stand By Wages	869	3,500	947	3,500
410-51-532.41055	Vacation Conversion Pay	2,337	3,000	0	3,000
410-51-532.41056	Management Leave Conversion	0	400	0	400
410-51-532.41059	Continuous Service Pay	13,186	13,863	10,983	14,781
410-51-532.41100_001	Overtime Standard	1,461	2,500	2,782	2,500
410-51-532.49006	Salary Credits From Other Departments	(279,149)	0	0	0
<i>Account Classification Total: SA - Salaries</i>		85,197	439,341	303,452	456,771

BE - Benefits

410-51-532.42002	Medical Dental Plan	97,885	94,515	90,437	84,533
410-51-532.42003	Vision Insurance	1,085	1,176	642	1,002
410-51-532.42004	Long Term Disability Insurance	2,054	3,776	2,827	4,112
410-51-532.42005	Life Insurance	1,024	1,185	855	1,290

**City of Turlock Proposed 23-24 Budget
Fund 410 Water Quality Control (WQC)**

G/L Account Number	Account Description	FY 21-22 Actual	FY 22-23 Amended Budget	FY 22-23 Actual YTD at 4/30/23	FY 23-24 Proposed Budget
410-51-532.42006	SUI	1,185	1,329	1,119	1,287
410-51-532.42007	Workers Comp Insurance	18,809	10,094	7,273	10,121
410-51-532.42008	City Liability Insurance	17,359	12,928	8,875	13,415
410-51-532.42009	PERS	171,506	66,537	50,003	76,602
410-51-532.42010	Medicare Tax	4,000	5,088	3,179	5,289
410-51-532.42011	Social Security	460	2,982	642	1,967
410-51-532.42012	Retiree Health Insurance	7,102	7,855	5,814	8,651
410-51-532.42013	Deferred Comp	2,475	4,793	1,277	5,110
410-51-532.42014	Deferred Comp In Lieu	976	0	808	1,824
410-51-532.42016	Employee Contrib To PERS	(30,953)	(33,967)	(24,313)	(37,006)
410-51-532.42019	PERS UAL (Unfunded Accrued Liability)	0	90,701	75,580	78,021
<i>Account Classification Total: BE - Benefits</i>		294,969	268,992	225,017	256,218
<i>CO - Contractual Services</i>					
410-51-532.43020	Car Wash	0	25	0	25
410-51-532.43065	Copier Maintenance/Lease	0	0	36	550
410-51-532.43077	Tree Trimming	9,702	10,000	9,248	15,000
410-51-532.43110	Laundry & Linen Service	759	1,500	776	1,500
410-51-532.43125_012	Maintenance Vandalism	582	2,000	55	2,000
410-51-532.43125_014	Maintenance Radio Maint/Repair	23	5,000	0	5,000
410-51-532.43125_015	Maintenance TID Canal Maint	0	10,000	0	10,000
410-51-532.43125_016	Maintenance Weed Spraying	15,366	20,000	10,395	20,000
410-51-532.43125_020	Maintenance Pumps/Motors	754	25,000	2,573	25,000
410-51-532.43125_021	Maintenance Aerators	0	2,500	0	2,500
410-51-532.43125_037	Maintenance MMS Subscription	0	2,540	2,703	4,503
410-51-532.43150	Pest Control	320	500	0	500
410-51-532.43153	Gopher Control	19,262	30,000	0	30,000
410-51-532.43155	Physicals, Shots & Psychological	323	1,000	109	1,000
410-51-532.43296	Street Sweeping	175,992	215,000	135,681	215,000
410-51-532.43326	Basin Debris Removal	0	2,500	0	7,500
410-51-532.43365	Trash Capture	0	50,000	166	50,000
<i>Account Classification Total: CO - Contractual Services</i>		223,084	377,565	161,742	390,078
<i>SU - Supplies and Maintenance</i>					
410-51-532.44001_000	Supplies General	14,080	28,750	24,056	35,000
410-51-532.44001_006	Supplies Parks Storm Supplies	23,642	28,750	17,832	35,000
410-51-532.44001_118	Supplies Fencing	0	11,500	76	11,500
410-51-532.44001_120	Supplies Trees, Shrubs, Seed	2,106	50	0	8,000
410-51-532.44005_010	Chemicals Fertilizers	10,999	5,650	5,823	12,000
410-51-532.44030_001	Minor Equipment Safety	1,096	2,300	489	5,000
410-51-532.44030_002	Minor Equipment Tools	3,905	11,500	630	15,000
<i>Account Classification Total: SU - Supplies and Maintenance</i>		55,829	88,500	48,907	121,500
<i>UT - Utilities</i>					
410-51-532.45001_000	Telephone General	0	0	57	50
410-51-532.45001_002	Telephone Wireless/Tablet Service Plan	0	0	882	1,107
410-51-532.45002_000	Turlock Irrigation District General	70,029	75,000	99,457	100,000
410-51-532.45002_010	Turlock Irrigation District TID Improvement District	13,718	22,000	11,181	22,000
410-51-532.45018	City Water/Sewer	0	22,600	0	0
<i>Account Classification Total: UT - Utilities</i>		83,747	119,600	111,577	123,157
<i>VE - Vehicle Expenses</i>					
410-51-532.46000	Auto Allowance	288	480	220	576
410-51-532.46010	Equipment Rental	0	5,000	1,526	5,000

**City of Turlock Proposed 23-24 Budget
Fund 410 Water Quality Control (WQC)**

G/L Account Number	Account Description	FY 21-22 Actual	FY 22-23 Amended Budget	FY 22-23 Actual YTD at 4/30/23	FY 23-24 Proposed Budget
410-51-532.46020	Fleet Maintenance Labor	24,177	28,750	3,248	28,750
410-51-532.46025	Outside Contractor Labor	32	5,750	1,985	5,750
410-51-532.46031	Gas & Oil	8,300	8,250	6,155	10,000
410-51-532.46032	Vehicle & Small Equipment Maintenance Parts	7,018	11,500	3,320	11,500
410-51-532.46034	Vehicle Insurance	302	471	357	500
<i>Account Classification Total: VE - Vehicle Expenses</i>		40,116	60,201	16,811	62,076
<i>MI - Miscellaneous Expenses</i>					
410-51-532.47065	Professional Development	0	150	0	348
410-51-532.47070_000	Property Taxes General	79	80	79	150
410-51-532.47070_001	Property Taxes WARP Storm Drain Direct Assess	102	105	102	150
410-51-532.47080	Shoe Allowance	977	1,050	1,050	1,500
410-51-532.47081	Educational Assistance Program Reimbursement	0	500	0	500
410-51-532.47095_000	Training General/Travel	0	1,200	90	1,200
410-51-532.47500	NPDES Phase II MS4 Storm Compliance	12,946	50,000	9,268	30,000
<i>Account Classification Total: MI - Miscellaneous Expenses</i>		14,103	53,085	10,589	33,848
<i>TO - Transfers Out</i>					
410-51-532.48001_083	Transfers Out To Fd 501 for I.T. Services	22,137	19,594	16,330	22,917
410-51-532.48001_085	Transfers Out To Fd 242 Network	181	244	244	232
410-51-532.48001_090	Transfers Out For Vehicle & Equip Replace	32,500	40,735	40,735	40,735
410-51-532.48001_125	Transfers Out For Leaf Pick Up	66,941	70,000	0	70,000
410-51-532.48001_186	Transfers Out To Fd 301 ADA Sidewalk Improve	12,663	15,000	0	15,000
<i>Account Classification Total: TO - Transfers Out</i>		134,422	145,573	57,309	148,884
Division Total: 532 - Storm Basin Maintenance		931,467	1,552,857	935,403	1,592,532
Department Total: 51 - Sewer		931,467	1,552,857	935,403	1,592,532
EXPENSES Total		931,467	1,552,857	935,403	1,592,532
REVENUES		240	0	0	0
EXPENSES		931,467	1,552,857	935,403	1,592,532
Division Total: 532 - Storm Basin Maintenance		(931,227)	(1,552,857)	(935,403)	(1,592,532)

Fund: 410 - Water Quality Control (WQC)

Department: 51 - Sewer

Division: 534 - Capital Repair/Replacement

REVENUES

CH - Charges for Services

410-51-534.35430	Capital Repair/Replacement	0	1,300,000	0	1,300,000
------------------	----------------------------	---	-----------	---	-----------

<i>Account Classification Total: CH - Charges for Services</i>		0	1,300,000	0	1,300,000
--	--	---	-----------	---	-----------

Division Total: 534 - Capital Repair/Replacement		0	1,300,000	0	1,300,000
---	--	---	-----------	---	-----------

Department Total: 51 - Sewer		0	1,300,000	0	1,300,000
-------------------------------------	--	---	-----------	---	-----------

REVENUES Total		0	1,300,000	0	1,300,000
----------------	--	---	-----------	---	-----------

EXPENSES

CO - Contractual Services

410-51-534.43096	Clean Digester	77,047	200,000	126,441	100,000
410-51-534.43125_037	Maintenance MMS Subscription	0	27,030	27,030	0
410-51-534.43125_038	Maintenance Fence Repair	1,310	15,000	0	20,000
410-51-534.43351	Facility Site Improvements	56,040	350,000	32,710	456,000
410-51-534.43353	RWQCF-OPS Building Repairs	(12,980)	10,000	3,107	75,000
410-51-534.43359	Professional Engineering Services	29,733	675,000	0	100,000
410-51-534.43363	Coating Contract	280,897	200,000	8,604	175,000

**City of Turlock Proposed 23-24 Budget
Fund 410 Water Quality Control (WQC)**

G/L Account Number	Account Description	FY 21-22 Actual	FY 22-23 Amended Budget	FY 22-23 Actual YTD at 4/30/23	FY 23-24 Proposed Budget
<i>Account Classification Total: CO - Contractual Services</i>		432,046	1,477,030	197,892	926,000
<i>SU - Supplies and Maintenance</i>					
410-51-534.44030_001	Minor Equipment Safety	2,719	10,000	11,055	10,000
410-51-534.44030_007	Minor Equipment Storm	1,300	5,000	1,932	5,000
410-51-534.44030_028	Minor Equipment Lab	19,549	20,000	16,878	40,000
410-51-534.44030_038	Minor Equipment Tertiary Filter Media	0	90,000	0	0
410-51-534.44030_042	Minor Equipment New TV Truck Software, Etc.	5,250	0	5,250	23,000
410-51-534.44030_048	Minor Equipment CCTV Camera	9,870	12,000	1,015	12,000
410-51-534.44030_067	Minor Equipment RTU Replacement Batteries	937	0	584	0
410-51-534.44030_075	Minor Equipment Headwork Debris Bags	0	15,000	0	0
410-51-534.44090	Office Equipment & Furniture	7,662	20,000	14,485	20,000
410-51-534.44100	Telemetry at Industry	17,295	20,000	1,633	0
410-51-534.44101	Instrument at Industry	13,274	25,000	19,053	35,000
410-51-534.44102	Telemetry Equipment	7,696	20,000	2,260	35,000
410-51-534.44103	Small Equipment Replacement - Parks	1,174	5,000	375	5,000
410-51-534.44105	Small Equipment Replacement	26,419	25,000	12,621	25,000
410-51-534.44106	Samplers	8,712	30,000	8,331	45,000
410-51-534.44110	WQC Pump Maintenance	36,082	150,000	63,883	150,000
410-51-534.44155	Homeland Security	3,674	20,000	0	20,000
<i>Account Classification Total: SU - Supplies and Maintenance</i>		161,613	467,000	159,355	425,000
<i>CA - Capital Outlay</i>					
410-51-534.51126	West Main Waterline Replacement	0	0	0	210,000
410-51-534.51160	Bothun Rd Replace 400' of 8" Sewer Line	1,478	0	0	0
410-51-534.51189	Sewer Line Replace-Alleys (Brdwy,Bell,Colorado,Lyons,Cooper)	1,614	250,000	60	350,000
410-51-534.51196	Auto Samplers	15,015	20,000	11,142	0
410-51-534.51198	Gas Detection Unit	0	0	341	0
410-51-534.51270	Construction Project	0	150,000	0	200,000
410-51-534.51300	Construction Repairs/Improvements	45,895	72,500	18,215	372,500
410-51-534.51322	Sewer Lateral Camera	4,428	15,000	0	0
410-51-534.51343	Secondary Clarifier Equipment Replacement	45,890	45,000	0	45,000
410-51-534.51348	Flotator Equipment Replacement	19,980	0	9,590	25,000
410-51-534.51354	Storm Water Project	453	0	0	0
410-51-534.51355	Boiler #2 Replacement, Biogas Reduction & Waste Flare	300,000	0	0	1,500,000
410-51-534.51382	TV Inspection Van & Equipment	30,741	25,000	5,834	0
410-51-534.51389	Headworks Equipment Replacement	5,583	0	3,360	25,000
410-51-534.51390	Biotower Equipment Replacement	42,901	625,000	5,218	650,000
410-51-534.51391	Tertiary Equipment Replacement	70,552	65,000	14,379	0
410-51-534.51396	Data Management System	0	10,000	0	10,000
410-51-534.51398	Digester Equipment Replacement	57,653	175,000	99,911	225,000
410-51-534.51401	F St/Lander Storm 2-Replace Pumps/Elect Panel	0	120,000	76,798	0
410-51-534.51403	Chlorine Equipment Replacement	0	20,000	11,655	20,000
410-51-534.51404	Aeration Equipment Replacement	3,644	15,000	21,905	25,000
410-51-534.51405	High Rate Coagulation Clarifier Equip Replace	7,798	15,000	2,550	0
410-51-534.51406	Dechlorination Equipment Replacement	0	1,000	2,560	15,000
410-51-534.51407	Chemical Storage/Component Replace Proj.	3,260,525	3,800,000	1,734,659	650,000
410-51-534.51408	Sewer Lift Station Upgrades #9, #42, #55	738,167	0	3,675	0
410-51-534.51418	S. Walnut/W. Main Sewer Line Repair	931,458	0	0	0

**City of Turlock Proposed 23-24 Budget
Fund 410 Water Quality Control (WQC)**

G/L Account Number	Account Description	FY 21-22 Actual	FY 22-23 Amended Budget	FY 22-23 Actual YTD at 4/30/23	FY 23-24 Proposed Budget
410-51-534.51421	Tully Rd Sewer Trunk Main Evaluation/Replacement	0	0	0	500,000
410-51-534.51422	Vactor Vehicle	0	600,000	0	0
410-51-534.51423	Security Fencing Corp Yard (North Side)	0	15,000	0	40,000
410-51-534.51424	Wayside Sewer Line Replacement & Tuolumne- Tully-Fulkerth	33,785	1,204,000	888,589	360,000
410-51-534.51425	High Rate Coagulation Clarifier	0	0	0	25,000
410-51-534.51426	Cloth Filter Capital Equipment	0	0	0	65,000
<i>Account Classification Total: CA - Capital Outlay</i>		5,617,560	7,242,500	2,910,442	5,312,500
Division Total: 534 - Capital Repair/Replacement		6,211,220	9,186,530	3,267,689	6,663,500
Department Total: 51 - Sewer		6,211,220	9,186,530	3,267,689	6,663,500
EXPENSES Total		6,211,220	9,186,530	3,267,689	6,663,500
REVENUES		0	1,300,000	0	1,300,000
EXPENSES		6,211,220	9,186,530	3,267,689	6,663,500
Division Total: 534 - Capital Repair/Replacement		(6,211,220)	(7,886,530)	(3,267,689)	(5,363,500)
Fund Total: 410 - Water Quality Control (WQC)					
REVENUES		51,385,249	21,981,879	18,989,276	22,273,950
EXPENSES		24,725,468	31,728,218	20,578,181	30,895,007
Fund Total: 410 - Water Quality Control (WQC)		26,659,781	(9,746,339)	(1,588,905)	(8,621,057)



CITY OF TURLOCK BUDGET FY 23-24

Fund 413 Water Quality Control Capital Expansion Reserve

PURPOSE

The Water Quality Control Capital Expansion Reserve is used to construct capital wastewater and storm water projects necessitated by new growth and development. The City of Turlock collects development impact fees to add capacity to the wastewater and storm water systems as new growth and development occurs, and to ensure that growth pays its own way without subsidies from existing customers.

PROGRAMS

To mitigate the impacts of growth on the City of Turlock's wastewater and storm water infrastructure, capital improvements are programmed to do the following:

- Ensure that new growth and development does not create deficiencies in the City's critical wastewater and storm water systems.
- Invest prudently in critical infrastructure improvements that will improve system capacity.
- Prepare strategic infrastructure and investment plans to effectively plan for growth and development with an appropriate financing strategy.
- Ensure the City of Turlock Wastewater Treatment Facility remains a state of the art operation. Comply with the provisions RWQCB'S Waste Discharge Requirements for the City of Turlock's Control Facility.

BUDGET HIGHLIGHTS

- No expansion project are planned for the upcoming FY

**City of Turlock Proposed 23-24 Budget
Fund 413 WQC-Capital Expansion Reserve**

G/L Account Number	Account Description	FY 21-22 Actual	FY 22-23 Amended Budget	FY 22-23 Actual YTD at 4/30/23	FY 23-24 Proposed Budget
Fund: 413 - WQC-Capital Expansion Reserve					
Department: 51 - Sewer					
Division: 536 - Capital					
REVENUES					
<i>IN - Interest Income</i>					
413-51-536.33000	Interest Income	25,715	19,300	(4,661)	65,600
413-51-536.33099	Market Valuation	(102,507)			
<i>Account Classification Total: IN - Interest Income</i>		(76,792)	19,300	(4,661)	65,600
<i>CH - Charges for Services</i>					
413-51-536.35434	Sewer Capital Expansion Fee	1,521,184	750,000	478,418	550,000
<i>Account Classification Total: CH - Charges for Services</i>		1,521,184	750,000	478,418	550,000
<i>OR - Other Revenues</i>					
413-51-536.37030	Sale of Property	0	0	17,100	0
<i>Account Classification Total: OR - Other Revenues</i>		0	0	17,100	0
Division Total: 536 - Capital		1,444,392	769,300	490,857	615,600
Department Total: 51 - Sewer		1,444,392	769,300	490,857	615,600
REVENUES Total		1,444,392	769,300	490,857	615,600
EXPENSES					
<i>MI - Miscellaneous Expenses</i>					
413-51-536.47010	Bank Charges	632	700	0	900
<i>Account Classification Total: MI - Miscellaneous Expenses</i>		632	700	0	900
<i>CA - Capital Outlay</i>					
413-51-536.51308	Donnelly Park Pond Improvement Design	0	20,000	0	0
<i>Account Classification Total: CA - Capital Outlay</i>		0	20,000	0	0
Division Total: 536 - Capital		632	20,700	0	900
Department Total: 51 - Sewer		632	20,700	0	900
EXPENSES Total		632	20,700	0	900
REVENUES		1,444,392	769,300	490,857	615,600
EXPENSES		632	20,700	0	900
Division Total: 536 - Capital		1,443,761	748,600	490,857	614,700

Fund: 413 - WQC-Capital Expansion Reserve

Department: 51 - Sewer

Division: 537 - Headworks

REVENUES					
<i>CH - Charges for Services</i>					
413-51-537.35436	Sewer Capacity Charges	625,990	600,000	320,919	380,000
<i>Account Classification Total: CH - Charges for Services</i>		625,990	600,000	320,919	380,000
Division Total: 537 - Headworks		625,990	600,000	320,919	380,000
Department Total: 51 - Sewer		625,990	600,000	320,919	380,000
REVENUES Total		625,990	600,000	320,919	380,000
REVENUES		625,990	600,000	320,919	380,000
EXPENSES					
Division Total: 537 - Headworks		625,990	600,000	320,919	380,000

**City of Turlock Proposed 23-24 Budget
Fund 413 WQC-Capital Expansion Reserve**

G/L Account Number	Account Description	FY 21-22 Actual	FY 22-23 Amended Budget	FY 22-23 Actual YTD at 4/30/23	FY 23-24 Proposed Budget
Fund: 413 - WQC-Capital Expansion Reserve					
Department: 51 - Sewer					
Division: 539 - RWQCF Upgrade and Expansion					
EXPENSES					
<i>CA - Capital Outlay</i>					
413-51-539.51027_001	Capital Clarifer #5 & MCC Upgrade	164,263	100,000	121	0
413-51-539.51027_003	Capital Flotator Support	390,270	500,000	0	0
<i>Account Classification Total: CA - Capital Outlay</i>		554,534	600,000	121	0
Division Total: 539 - RWQCF Upgrade and Expansion		554,534	600,000	121	0
Department Total: 51 - Sewer		554,534	600,000	121	0
EXPENSES Total		554,534	600,000	121	0
REVENUES					
EXPENSES		554,534	600,000	121	0
Division Total: 539 - RWQCF Upgrade and Expansion		(554,534)	(600,000)	(121)	0
Fund Total: 413 - WQC-Capital Expansion Reserve					
REVENUES		2,070,383	1,369,300	811,776	995,600
EXPENSES		555,165	620,700	121	900
Fund Total: 413 - WQC-Capital Expansion Reserve		1,515,217	748,600	811,655	994,700



CITY OF TURLOCK BUDGET FY 23-24

Fund 416 Recycle Water Sales

PURPOSE

This fund provides the funding for recycled water projects, primarily the Turlock component of the North Valley Regional Recycled Water Project (NVRWP) through the sale of recycled water. The NVRWP is a partnership between the cities of Turlock and Modesto who take their treated recycled water and send it to the Del Puerto Water District via the Delta Mendota Canal. The District, in turn, distributes that water to agricultural customers in its service area. The Del Puerto Water District was responsible for all costs associated with construction and operation of the program. The project constructed a pipeline to convey recycled water by gravity from the City of Turlock's Harding Drain Bypass Pipeline to a pump station at the City of Modesto's Water Quality Control Facility on Jennings Road, where it combines with recycled water from Modesto for conveyance to the Delta Mendota Canal. The Turlock Component of the North Valley Project involved 37,800 linear feet (seven miles) of 36-inch diameter pipeline.

GOALS AND OBJECTIVES

- Ensure Turlock's disinfected tertiary-treated wastewater "recycled water" is used in a beneficial manner.
- Develop a stream of revenue from recycled water sales to construct, operate, and maintain capital infrastructure for the treatment and conveyance of recycled water.

BUDGET HIGHLIGHTS

- While this project has been completed, maintenance is required for air relief valves, cathodic protection units, special valves and the Supervisory Control and Data Acquisition (SCADA) system.

**City of Turlock Proposed 23-24 Budget
Fund 416 Recycled Water Sales**

G/L Account Number	Account Description	FY 21-22 Actual	FY 22-23 Amended Budget	FY 22-23 Actual YTD at 4/30/23	FY 23-24 Proposed Budget
Fund: 416 - Recycled Water Sales					
Department: 51 - Sewer					
Division: 530 - Operations					
REVENUES					
<i>IN - Interest Income</i>					
416-51-530.33000	Interest Income	14,563	0	(2,780)	29,600
<i>Account Classification Total: IN - Interest Income</i>		14,563	0	(2,780)	29,600
<i>CH - Charges for Services</i>					
416-51-530.35411	TID-Recycled Water-Walnut Energy Center	9,894	0	9,034	18,000
416-51-530.35414_002	Recycled Water Sales Del Puerto Water District	861,730	1,570,000	785,381	1,570,000
416-51-530.35414_003	Recycled Water Sales Darling	62	0	0	0
416-51-530.35416	Debt Service Costs Savings-Del Puerto Grants	0	250,000	0	0
<i>Account Classification Total: CH - Charges for Services</i>		871,686	1,820,000	794,415	1,588,000
Division Total: 530 - Operations		886,249	1,820,000	791,635	1,617,600
Department Total: 51 - Sewer		886,249	1,820,000	791,635	1,617,600
REVENUES Total		886,249	1,820,000	791,635	1,617,600
EXPENSES					
<i>SA - Salaries</i>					
416-51-530.49007	Salary Charges From Other Departments	91,973	0	27,867	0
<i>Account Classification Total: SA - Salaries</i>		91,973	0	27,867	0
<i>CO - Contractual Services</i>					
416-51-530.43055_002	Consultant Audit	0	3,066	0	3,679
416-51-530.43115_000	Maint-Air & Heat General	0	500	0	500
416-51-530.43125_016	Maintenance Weed Spraying	0	1,500	675	1,500
416-51-530.43150	Pest Control	0	250	0	500
416-51-530.43311	Contract - Analysis Water Waste	0	25,000	4,510	50,000
416-51-530.43314	Contract Help - Service	30	20,000	300	50,000
416-51-530.43316	NPDES Permit Studies	0	10,000	11,417	250,000
416-51-530.43319	Regulatory Fees	0	2,500	0	25,000
416-51-530.43320	Special Services/Projects	0	2,500	0	20,000
<i>Account Classification Total: CO - Contractual Services</i>		30	65,316	16,902	401,179
<i>SU - Supplies and Maintenance</i>					
416-51-530.44001_000	Supplies General	0	5,000	0	50,000
<i>Account Classification Total: SU - Supplies and Maintenance</i>		0	5,000	0	50,000
<i>UT - Utilities</i>					
416-51-530.45002_000	Turlock Irrigation District General	783	75,000	62,778	100,000
<i>Account Classification Total: UT - Utilities</i>		783	75,000	62,778	100,000
<i>MI - Miscellaneous Expenses</i>					
416-51-530.47010	Bank Charges	0	0	0	400
<i>Account Classification Total: MI - Miscellaneous Expenses</i>		0	0	0	400
<i>DS - Debt Service</i>					
416-51-530.53024_001	SRF NVRWP Loan Interest	287,016	344,686	344,674	335,110
416-51-530.53024_002	SRF NVRWP Loan Principal	589,623	531,983	531,964	541,559
<i>Account Classification Total: DS - Debt Service</i>		876,638	876,669	876,638	876,669
<i>TO - Transfers Out</i>					
416-51-530.48001_314	Transfers Out To F410-O&M	288,532	0	0	150,000
<i>Account Classification Total: TO - Transfers Out</i>		288,532	0	0	150,000
Division Total: 530 - Operations		1,257,956	1,021,985	984,185	1,578,248
Department Total: 51 - Sewer		1,257,956	1,021,985	984,185	1,578,248
EXPENSES Total		1,257,956	1,021,985	984,185	1,578,248

**City of Turlock Proposed 23-24 Budget
Fund 416 Recycled Water Sales**

G/L Account Number	Account Description	FY 21-22 Actual	FY 22-23 Amended Budget	FY 22-23 Actual YTD at 4/30/23	FY 23-24 Proposed Budget
	REVENUES	886,249	1,820,000	791,635	1,617,600
	EXPENSES	1,257,956	1,021,985	984,185	1,578,248
	Division Total: 530 - Operations	(371,707)	798,015	(192,550)	39,352

Fund: 416 - Recycled Water Sales

Department: 51 - Sewer

Division: 540 - NorthValleyRegional RecycledWtr

EXPENSES

CO - Contractual Services

416-51-540.43030	City Engineering Services	6,270	0	4,652	0
	<i>Account Classification Total: CO - Contractual Services</i>	6,270	0	4,652	0

CA - Capital Outlay

416-51-540.51311	NVRRWP Construction	(64,107)	0	0	0
	<i>Account Classification Total: CA - Capital Outlay</i>	(64,107)	0	0	0

	Division Total: 540 - NorthValleyRegional RecycledWtr	(57,838)	0	4,652	0
	Department Total: 51 - Sewer	(57,838)	0	4,652	0
	EXPENSES Total	(57,838)	0	4,652	0

	REVENUES				
	EXPENSES	(57,838)	0	4,652	0
	Division Total: 540 - NorthValleyRegional RecycledWtr	57,838	0	(4,652)	0

Fund Total: 416 - Recycled Water Sales

	REVENUES	886,249	1,820,000	791,635	1,617,600
	EXPENSES	1,200,118	1,021,985	988,837	1,578,248
	Fund Total: 416 - Recycled Water Sales	(313,870)	798,015	(197,202)	39,352



CITY OF TURLOCK BUDGET FY 23-24

Fund 420 Water Enterprise

PURPOSE

The City of Turlock operates its own water utility that is responsible for the provision of an adequate and reliable supply of potable water to approximately 20,000 residential, commercial and industrial accounts. All water is monitored to ensure compliance with stringent health standards established by the State Division of Drinking Water (DDW). The water utility is also responsible for ensuring adequate fire flows and pressures for fire suppression purposes. In December 2017, City Council adopted a series of rate increases that ended in January 2022.

PROGRAMS

The Utility Division is organized in to a number of program areas:

- **Water Production:** Operates and maintains the City's drinking water well system which produced 6.456 billion gallons of potable water in 2021 from 18 active groundwater wells.
- **Water Distribution:** Operates, maintains and repairs the City's drinking water distribution system which includes approximately 265 miles of water lines, three one-million gallon water storage tanks, and nearly 19,000 water meters.
- **Water Conservation:** Ensures prudent and responsible water use.
- **Capital Improvements:** Coordinates maintenance and upgrades to City's water production and distribution infrastructure.
- **Drinking Water Quality & Safety:** Protect the City's drinking water supply through development and sampling standards for new construction and the implementation of a backflow prevention program.

GOALS AND OBJECTIVES

- Protect the public health by providing an adequate and reliable supply of safe drinking water that meets or exceeds the minimum standards established by the State Division of Drinking Water (DDW).
- Operate and maintain the City of Turlock's water utility in a reliable, safe, productive, and cost-efficient manner. Provide excellent customer service.
- Protect the quality and quantity of the City's drinking water supply, including the construction of new wells and continued evaluation of water storage opportunities to improve system pressure.
- Cooperate in regional efforts to manage the groundwater basin, including the completion of a groundwater management plan, and the development of an Integrated Regional Water Management Plan.



CITY OF TURLOCK BUDGET FY 23-24

Fund 420 Water Enterprise

GOALS AND OBJECTIVES (cont.)

- Work with our Regional Partners to diversify the City's supply through the evaluation of and construction of a surface water treatment facility.
- Increase the profile of the City's water conservation efforts to encourage prudent and responsible water use.
- Continue implementation of a universal water meter program, including an Automated Meter Reader (AMR) system consistent with Council goals and State Law.
- Continue preventive maintenance programs and strategic infrastructure investments that ensure the efficient use of the City's groundwater supplies and protects the public's investment in the potable water system.
- Continue ongoing sampling of the City's water supply, analyze data, and file reports to monitor the quality of the City's water supply and assess its vulnerability.
- Continue participation of Downtown PCE mitigation treatment system in cooperation with the CVRWQCB.

**City of Turlock Proposed 23-24 Budget
Fund 420 Water**

G/L Account Number	Account Description	FY 21-22 Actual	FY 22-23 Amended Budget	FY 22-23 Actual YTD at 4/30/23	FY 23-24 Proposed Budget
Fund: 420 - Water					
Department: 52 - Water					
Division: 550 - Operations					
REVENUES					
<i>IN - Interest Income</i>					
420-52-550.33000	Interest Income	81,336	199,200	(396)	68,300
420-52-550.33000_001	Interest Income LAIF BAN	142,086	0	0	0
420-52-550.33099	Market Valuation	(591,122)	0	0	0
420-52-550.33191	Interest Income-2017 Water Bond	4	0	0	0
<i>Account Classification Total: IN - Interest Income</i>		(367,696)	199,200	(396)	68,300
<i>CH - Charges for Services</i>					
420-52-550.35500_001	Water Sales Residential Flat	17,896	18,200	23,574	25,000
420-52-550.35500_002	Water Sales Residential Metered	13,643,324	14,308,706	14,274,763	16,000,000
420-52-550.35500_003	Water Sales Multiple Flat	573,981	660,700	596,115	650,000
420-52-550.35500_004	Water Sales Commercial Flat	10,933	10,557	23,191	25,000
420-52-550.35500_005	Water Sales Multiple Metered	1,534,832	1,493,880	1,565,582	1,600,000
420-52-550.35500_006	Water Sales Commercial Metered	2,347,095	2,963,602	2,443,119	2,600,000
420-52-550.35500_007	Water Sales Industrial Metered	1,847,439	1,917,178	1,973,393	2,200,000
420-52-550.35500_008	Water Sales Landscape Meter	1,101,025	951,935	1,127,724	1,200,000
420-52-550.35501	Water Connection Fee	27,230	30,000	59,183	50,000
420-52-550.35502	Construction Water	26,247	21,432	25,495	35,000
420-52-550.35503	Water Analysis	6,814	5,300	2,840	5,300
420-52-550.35504	Utility Sign Up Fee - Water	4,878	5,583	7,592	9,000
420-52-550.35505	Water Meter Sets	45,717	40,000	41,794	50,000
420-52-550.35507	PCE Recovery	312,077	0	66,814	0
420-52-550.35508	Turn On Fee	0	5,000	90	20,000
420-52-550.35509	Damage Charges	0	1,000	0	1,000
<i>Account Classification Total: CH - Charges for Services</i>		21,499,488	22,433,073	22,231,269	24,470,300
<i>OR - Other Revenues</i>					
420-52-550.37010_000	Miscellaneous General	139,182	200,000	248,087	0
420-52-550.37050	Unclaimed Property	4,411	0	0	0
420-52-550.37101	Repairs to City Property	1,726	1,000	0	0
420-52-550.37030	Sale of Property	0	0	524	0
<i>Account Classification Total: OR - Other Revenues</i>		145,320	201,000	248,611	0
<i>TI - Transfers In</i>					
420-52-550.38001_133	Transfers In for Street Lights	0	15,000	0	15,000
<i>Account Classification Total: TI - Transfers In</i>		0	15,000	0	15,000
Division Total: 550 - Operations		21,277,112	22,848,273	22,479,483	24,553,600
Department Total: 52 - Water		21,277,112	22,848,273	22,479,483	24,553,600
REVENUES Total		21,277,112	22,848,273	22,479,483	24,553,600
EXPENSES					
<i>SA - Salaries</i>					
420-52-550.41001	Full Time Salaries	1,568,042	2,425,633	1,649,471	2,662,129
420-52-550.41002_000	Part Time Help General	55,437	25,698	31,051	31,365
420-52-550.41050	Bilingual Pay	8,430	8,332	10,561	15,855
420-52-550.41051	Confidential Pay	1,515	1,065	1,763	3,076
420-52-550.41052	Educational Incentive	6,873	9,861	8,145	11,207
420-52-550.41053	Sick Leave Conversion Pay	24,890	20,000	5,512	20,000
420-52-550.41054	Stand By Wages	47,717	35,000	42,170	35,000
420-52-550.41055	Vacation Conversion Pay	20,539	15,000	2,082	15,000
420-52-550.41056	Management Leave Conversion	87	4,500	584	4,500

**City of Turlock Proposed 23-24 Budget
Fund 420 Water**

G/L Account Number	Account Description	FY 21-22 Actual	FY 22-23 Amended Budget	FY 22-23 Actual YTD at 4/30/23	FY 23-24 Proposed Budget
420-52-550.41059	Continuous Service Pay	24,051	22,862	20,504	25,788
420-52-550.41100_001	Overtime Standard	74,832	80,000	86,898	80,000
420-52-550.49006	Salary Credits From Other Departments	(17,004)	0	0	0
420-52-550.49007	Salary Charges From Other Departments	7,854	0	0	0
<i>Account Classification Total: SA - Salaries</i>		1,823,265	2,647,951	1,858,743	2,903,920
<i>BE - Benefits</i>					
420-52-550.42002	Medical Dental Plan	479,377	660,484	416,680	658,352
420-52-550.42003	Vision Insurance	5,354	8,372	3,434	7,916
420-52-550.42004	Long Term Disability Insurance	9,583	25,547	16,900	27,740
420-52-550.42005	Life Insurance	4,766	8,017	5,117	8,705
420-52-550.42006	SUI	6,747	7,954	7,864	9,425
420-52-550.42007	Workers Comp Insurance	86,820	62,895	40,597	65,294
420-52-550.42008	City Liability Insurance	47,041	39,583	29,579	43,526
420-52-550.42009	PERS	775,556	426,271	279,366	500,927
420-52-550.42010	Medicare Tax	26,044	38,773	26,337	42,107
420-52-550.42011	Social Security	1,263	1,594	1,927	1,945
420-52-550.42012	Retiree Health Insurance	32,252	53,119	35,223	57,144
420-52-550.42013	Deferred Comp	9,515	23,482	10,660	24,711
420-52-550.42014	Deferred Comp In Lieu	3,919	2,730	9,975	14,250
420-52-550.42016	Employee Contrib To PERS	(145,156)	(224,289)	(144,428)	(244,507)
420-52-550.42017	Compensated Absences	(18,993)	0	0	0
420-52-550.42019	PERS UAL (Unfunded Accrued Liability)	0	560,555	461,990	549,762
<i>Account Classification Total: BE - Benefits</i>		1,324,089	1,695,087	1,201,218	1,767,297
<i>CO - Contractual Services</i>					
420-52-550.43010	Contract Attorney	26,825	40,000	8,841	40,000
420-52-550.43011	Gov't Relations / Public Affairs	30,000	30,000	22,500	30,000
420-52-550.43020	Car Wash	53	100	32	100
420-52-550.43035_000	City Hall Shared Costs-Contract Services Shared Costs	15,885	21,995	11,747	22,388
420-52-550.43040	Collection Service	1,577	3,200	0	3,200
420-52-550.43055_002	Consultant Audit	7,616	20,824	1,729	24,876
420-52-550.43060_048	Contract Services City Wide Chlorination	0	220,000	0	0
420-52-550.43064	Fire Extinguisher	578	350	0	350
420-52-550.43065	Copier Maintenance/Lease	2,688	2,500	2,862	35,000
420-52-550.43066	Printer Maintenance	1,466	1,500	500	1,500
420-52-550.43100_001	Insurance Property	12,799	15,596	14,047	15,515
420-52-550.43110	Laundry & Linen Service	2,131	2,700	2,030	5,000
420-52-550.43115_000	Maint-Air & Heat General	314	11,500	348	11,500
420-52-550.43125_001	Maintenance Grounds/Well	2,205	3,000	0	3,000
420-52-550.43125_002	Maintenance HSQ Maint Agreement	6,924	30,000	55,865	50,000
420-52-550.43125_010	Maintenance Office/Computer Equip	0	500	0	2,000
420-52-550.43125_013	Maintenance New World Software Maint	12,127	11,952	12,740	12,562
420-52-550.43125_027	Maintenance Electronic Plan Checking	0	500	0	500
420-52-550.43125_037	Maintenance MMS Subscription	0	0	0	45,030
420-52-550.43145	Pave Trenches	153,809	100,000	3,779	100,000
420-52-550.43150	Pest Control	9,060	9,000	6,795	9,000
420-52-550.43151	Contract Help-Collections & Billing	0	5,000	0	500
420-52-550.43155	Physicals, Shots & Psychological	2,501	2,000	2,509	2,500
420-52-550.43165_002	Reports Mandated	0	10,000	4,570	10,000
420-52-550.43170	Security	984	0	0	0
420-52-550.43175	Transaction Fees-Credit Card	8,204	8,100	5,983	8,900

**City of Turlock Proposed 23-24 Budget
Fund 420 Water**

G/L Account Number	Account Description	FY 21-22 Actual	FY 22-23 Amended Budget	FY 22-23 Actual YTD at 4/30/23	FY 23-24 Proposed Budget
420-52-550.43228_001	Radio System Maint Motorola System	4,692	4,761	4,761	4,836
420-52-550.43228_002	Radio System Maint Delta System/Subscriber	8,364	8,382	6,864	8,388
420-52-550.43228_004	Radio System Maint Microwave Maint (Nokia/Delta)	0	687	0	0
420-52-550.43314	Contract Help - Service	0	25,000	6,013	25,000
420-52-550.43318	Professional Services-Bonds	20,000	20,000	0	20,000
420-52-550.43319	Regulatory Fees	59,208	150,000	65,542	160,000
420-52-550.43320	Special Services/Projects	22,166	150,000	112,885	200,000
420-52-550.43335	Bond Trustee/Arbitrage	6,627	5,000	6,500	9,000
420-52-550.43341	Annual Inspection Storage Tanks	0	6,000	0	6,000
420-52-550.43358	West Turlock Sub-Basin GSA	164,872	201,540	0	240,000
420-52-550.43501	Itron AMR Maint Agreements	12,423	12,000	8,909	60,000
420-52-550.43502	Itron AMR Web-Based Hosting Service	34,443	86,000	28,064	60,000
420-52-550.43503	PCE Legal Counsel & Atty Fees	0	66,000	8,627	40,000
420-52-550.43504	PCE Monitoring & Remediation	925,506	1,160,000	125,560	15,000
420-52-550.43506	State Water Fees	1,625	10,000	1,719	10,000
420-52-550.43508	Underground System Alert	2,740	5,000	4,772	7,000
420-52-550.43510	Water Master Plan Update (General Plan)	0	340,000	0	340,000
420-52-550.43512	Water Modeling	0	100,000	242	100,000
420-52-550.43513	Water Well Analysis	35,307	175,000	68,251	200,000
420-52-550.43515	Stanislaus Regional Water Authority	12,480	25,000	5,014	25,000
<i>Account Classification Total: CO - Contractual Services</i>		1,608,197	3,100,687	610,599	1,963,645
<i>SU - Supplies and Maintenance</i>					
420-52-550.44001_000	Supplies General	115,257	173,460	103,706	175,000
420-52-550.44001_005	Supplies Piping Supplies	83,626	150,000	71,603	150,000
420-52-550.44001_116	Supplies Telemetry	0	10,000	4,659	10,000
420-52-550.44001_126	Supplies Water Conservation	0	5,000	0	5,000
420-52-550.44001_267	Supplies Laboratory	19,193	25,000	17,687	40,000
420-52-550.44005_006	Chemicals Chlorine	715	500,000	16,235	500,000
420-52-550.44010_001	Computer Software Maintenance	7,459	5,887	6,244	9,000
420-52-550.44010_006	Computer New World Software Licenses	0	600	0	600
420-52-550.44010_010	Computer Software Maintenance-IVR	8,217	5,000	4,749	5,000
420-52-550.44015_001	Utility Billing Supplies	5,329	2,000	5,236	10,000
420-52-550.44015_002	Utility Billing Postage	38,926	40,000	34,347	40,000
420-52-550.44015_003	Utility Billing Forms	9,399	9,000	8,126	9,000
420-52-550.44020	Forms	1,659	3,000	2,119	3,000
420-52-550.44030_001	Minor Equipment Safety	19,641	30,000	26,946	33,000
420-52-550.44030_002	Minor Equipment Tools	13,516	15,000	14,284	20,000
420-52-550.44030_028	Minor Equipment Lab	12,312	10,000	6,918	30,000
420-52-550.44040_000	Postage General	2,304	2,500	809	2,500
420-52-550.44090	Office Equipment & Furniture	0	45,000	1,157	30,000
420-52-550.44165	Granular Activated Carbon	0	160,000	0	160,000
<i>Account Classification Total: SU - Supplies and Maintenance</i>		337,554	1,191,447	324,823	1,232,100
<i>UT - Utilities</i>					
420-52-550.45001_000	Telephone General	15,520	6,000	4,601	6,000
420-52-550.45001_002	Telephone Wireless/Tablet Service Plan	2,453	12,250	20,498	30,000
420-52-550.45002_000	Turlock Irrigation District General	1,181,347	1,500,000	1,008,412	1,300,000

**City of Turlock Proposed 23-24 Budget
Fund 420 Water**

G/L Account Number	Account Description	FY 21-22 Actual	FY 22-23 Amended Budget	FY 22-23 Actual YTD at 4/30/23	FY 23-24 Proposed Budget
420-52-550.45002_009	Turlock Irrigation District TID - Irrigation Water	0	200	150	200
420-52-550.45002_010	Turlock Irrigation District TID Improvement District	0	1,500	0	1,500
420-52-550.45004	City Hall Shared Costs - Utilities	6,896	8,786	6,139	8,478
420-52-550.45007	Internet Access	985	1,000	789	1,000
420-52-550.45018	City Water/Sewer	0	30,900	0	0
<i>Account Classification Total: UT - Utilities</i>		1,207,202	1,560,636	1,040,588	1,347,178
<i>VE - Vehicle Expenses</i>					
420-52-550.46000	Auto Allowance	120	1,680	400	480
420-52-550.46010	Equipment Rental	0	3,000	0	3,000
420-52-550.46020	Fleet Maintenance Labor	22,378	50,000	24,332	50,000
420-52-550.46025	Outside Contractor Labor	238	5,000	6,363	9,000
420-52-550.46030_000	CNG General	26	2,000	0	2,000
420-52-550.46031	Gas & Oil	62,763	69,850	49,049	70,000
420-52-550.46032	Vehicle & Small Equipment Maintenance Parts	10,543	15,000	24,891	32,000
420-52-550.46034	Vehicle Insurance	2,319	3,258	2,127	2,600
<i>Account Classification Total: VE - Vehicle Expenses</i>		98,388	149,788	107,162	169,080
<i>MI - Miscellaneous Expenses</i>					
420-52-550.47005	Advertising	21,437	30,000	11,314	30,000
420-52-550.47010	Bank Charges	175,784	147,500	133,977	203,900
420-52-550.47015	Books & Subscriptions	175	1,500	175	1,500
420-52-550.47020	Certification	5,631	7,000	1,741	12,000
420-52-550.47040_000	Dues Miscellaneous	10,042	10,000	9,185	12,000
420-52-550.47050	Meetings	52	1,000	0	1,000
420-52-550.47065	Professional Development	0	600	255	2,040
420-52-550.47070_000	Property Taxes General	4,197	4,300	4,011	6,000
420-52-550.47080	Shoe Allowance	4,502	5,000	3,706	5,000
420-52-550.47081	Educational Assistance Program Reimbursement	0	1,000	426	1,000
420-52-550.47085	Small Claims	0	1,000	0	1,000
420-52-550.47090	Testing & Recruitment	11,064	5,000	21,313	5,000
420-52-550.47095_000	Training General/Travel	20,675	20,000	16,900	35,000
420-52-550.47095_008	Training New World Software	0	3,000	0	3,000
420-52-550.47254	Education and Outreach	17,998	34,750	17,970	30,000
420-52-550.47255	Rebate Program	6,175	15,000	7,325	15,000
<i>Account Classification Total: MI - Miscellaneous Expenses</i>		277,732	286,650	228,299	363,440
<i>BD - Bad Debt</i>					
420-52-550.47012	Bad Debt Expense	(2,347)	0	0	0
<i>Account Classification Total: BD - Bad Debt</i>		(2,347)	0	0	0
<i>CA - Capital Outlay</i>					
420-52-550.51010	Computer	450	3,100	0	0
<i>Account Classification Total: CA - Capital Outlay</i>		450	3,100	0	0
<i>DS - Debt Service</i>					
420-52-550.53022_001	2017 Water Bond Interest	878,688	840,938	840,938	801,187
420-52-550.53022_002	2017 Water Bond Principal	755,000	795,000	795,000	835,000
420-52-550.53025_001	2020 Water Revenue BAN Interest	4,736,167	4,710,000	0	0
420-52-550.53025_002	2020 Water Revenue BAN Principal	117,750,000	0	0	0
<i>Account Classification Total: DS - Debt Service</i>		124,119,854	6,345,938	1,635,938	1,636,187
<i>TO - Transfers Out</i>					
420-52-550.48001_007	Transfers Out To 240&305 BCH Rent-Coll&Bill	15,800	15,800	11,850	15,800

**City of Turlock Proposed 23-24 Budget
Fund 420 Water**

G/L Account Number	Account Description	FY 21-22 Actual	FY 22-23 Amended Budget	FY 22-23 Actual YTD at 4/30/23	FY 23-24 Proposed Budget
420-52-550.48001_008	Transfers Out To Fd 110 Bldg Maint-Coll & Bill	4,656	6,447	3,443	6,562
420-52-550.48001_009	Transfers Out To Fd 110 Utilities-Coll & Bill	2,022	2,575	1,799	2,485
420-52-550.48001_012	Transfers Out To Fd 501 Info Tech-GIS	0	33,892	0	42,823
420-52-550.48001_053	Transfers Out To Fd 110 GF Admin Fr Fd 420 Wtr	529,800	716,457	597,050	680,877
420-52-550.48001_076	Transfers Out To Fd 110 Public Safety Services	173,655	173,655	144,710	173,655
420-52-550.48001_083	Transfers Out To Fd 501 for I.T. Services	125,875	121,646	101,370	166,734
420-52-550.48001_085	Transfers Out To Fd 242 Network	1,079	1,460	1,460	1,691
420-52-550.48001_089	Transfers Out To Fd 242 Computer Replacement	3,633	1,870	1,870	2,626
420-52-550.48001_090	Transfers Out For Vehicle & Equip Replace	145,000	135,000	135,000	135,000
<i>Account Classification Total: TO - Transfers Out</i>		1,001,520	1,208,802	998,552	1,228,253
Division Total: 550 - Operations		131,795,903	18,190,086	8,005,921	12,611,100
Department Total: 52 - Water		131,795,903	18,190,086	8,005,921	12,611,100
EXPENSES Total		131,795,903	18,190,086	8,005,921	12,611,100
REVENUES		21,277,112	22,848,273	22,479,483	24,553,600
EXPENSES		131,795,903	18,190,086	8,005,921	12,611,100
Division Total: 550 - Operations		(110,518,791)	4,658,187	14,473,563	11,942,500

Fund: 420 - Water

Department: 52 - Water

Division: 551 - Capital Repair/Replacement

REVENUES

CH - Charges for Services

420-52-551.35530	Meter Replacement Fee	0	450,000	0	450,000
420-52-551.35531	Water System Capital Repair	0	1,000,000	0	1,000,000
420-52-551.35533	Grid System Revenue	670,681	500,000	396,720	500,000
420-52-551.35534	Water Well Tax	3,117	4,500	3,425	4,500

Account Classification Total: CH - Charges for Services

Division Total: 551 - Capital Repair/Replacement

Department Total: 52 - Water

REVENUES Total

673,798	1,954,500	400,145	1,954,500
673,798	1,954,500	400,145	1,954,500
673,798	1,954,500	400,145	1,954,500
673,798	1,954,500	400,145	1,954,500

EXPENSES

CO - Contractual Services

420-52-551.43125_037	Maintenance MMS Subscription	0	27,030	27,030	0
420-52-551.43125_038	Maintenance Fence Repair	0	30,000	0	30,000
420-52-551.43351	Facility Site Improvements	0	29,319	19,017	230,000
420-52-551.43359	Professional Engineering Services	216,057	150,000	125,956	200,000
420-52-551.43430	Telemetry Upgrades	0	10,000	0	10,000
420-52-551.43550	Well Pump & Motor Repair/Replacement	92,237	206,241	41,408	150,000
420-52-551.43553	Misc Well House Roof Repair	6,240	143,759	0	111,000

Account Classification Total: CO - Contractual Services

SU - Supplies and Maintenance

420-52-551.44030_043	Minor Equipment Variable Frequency Drive	1,744	20,000	13,989	80,000
420-52-551.44030_064	Minor Equipment For Well Sites	296	20,000	2,440	25,000
420-52-551.44030_067	Minor Equipment RTU Replacement Batteries	0	10,000	0	10,000
420-52-551.44090	Office Equipment & Furniture	4,577	37,000	31,712	45,000
420-52-551.44105	Small Equipment Replacement	0	25,000	0	25,000
420-52-551.44114	Radio Telemetry Units	0	5,000	0	5,000
420-52-551.44155	Homeland Security	2,579	20,000	1,905	20,000

**City of Turlock Proposed 23-24 Budget
Fund 420 Water**

G/L Account Number	Account Description	FY 21-22 Actual	FY 22-23 Amended Budget	FY 22-23 Actual YTD at 4/30/23	FY 23-24 Proposed Budget
<i>Account Classification Total: SU - Supplies and Maintenance</i>		9,196	137,000	50,045	210,000
<i>CA - Capital Outlay</i>					
420-52-551.49778	Transfer to Joint Venture Assets	10,305,586	0	0	0
420-52-551.51126	West Main Waterline Replacement	0	0	0	6,790,000
420-52-551.51176	Itron Equipment	0	10,000	0	120,000
420-52-551.51291	Water Meters	221,880	750,000	165,168	625,000
420-52-551.51293	Water Flow Meters	1,200	30,000	7,578	30,000
420-52-551.51300	Construction Repairs/Improvements	45,895	65,000	18,215	75,000
420-52-551.51313	Well Rehabilitation	4,137	300,000	3,286	600,000
420-52-551.51329	Mechanical Seals for Water Tank Sites	0	10,000	0	10,000
420-52-551.51356	Surface Water Dist. Imp.-Terminal Facilities	18,732,139	24,200,000	12,899,342	5,000,000
420-52-551.51358	Regional Surface Water Treatment Plant	(10,305,586)	15,000,000	7,688,198	11,000,000
420-52-551.51367	Chlorination of Well Sites (21)	2,049,439	882,000	554,910	200,000
420-52-551.51392	CIP Program Management	0	10,000	0	10,000
420-52-551.51393	Wellhead Treatment	2,156,798	750,000	595,087	1,000,000
420-52-551.51394	Waterline Strength & Replacement	9,191	500,000	93,130	500,000
420-52-551.51411	SCADA System Upgrade	19,657	1,618,000	3,216	2,000,000
420-52-551.51423	Security Fencing Corp Yard (North Side)	0	15,000	0	40,000
<i>Account Classification Total: CA - Capital Outlay</i>		23,240,335	44,140,000	22,028,130	28,000,000
<i>TO - Transfers Out</i>					
420-52-551.48001_090	Transfers Out For Vehicle & Equip Replace	150,000	150,000	150,000	0
<i>Account Classification Total: TO - Transfers Out</i>		150,000	150,000	150,000	0
Division Total: 551 - Capital Repair/Replacement		23,714,065	45,023,349	22,441,586	28,941,000
Department Total: 52 - Water		23,714,065	45,023,349	22,441,586	28,941,000
EXPENSES Total		23,714,065	45,023,349	22,441,586	28,941,000
REVENUES		673,798	1,954,500	400,145	1,954,500
EXPENSES		23,714,065	45,023,349	22,441,586	28,941,000
Division Total: 551 - Capital Repair/Replacement		(23,040,267)	(43,068,849)	(22,041,441)	(26,986,500)
Fund Total: 420 - Water					
REVENUES		21,950,910	24,802,773	22,879,628	26,508,100
EXPENSES		155,509,968	63,213,435	30,447,507	41,552,100
Fund Total: 420 - Water		(133,559,057)	(38,410,662)	(7,567,878)	(15,044,000)



CITY OF TURLOCK BUDGET FY 23-24

Fund 422 Well Remediation

PURPOSE

Well Remediation is to withdraw groundwater or inject water, air or other solutions into the subsurface for the purpose of remediating, cleaning up, or controlling potential or actual groundwater contamination.

GOALS AND OBJECTIVES

Plan to improve the quality of the waters of the state that have been directly and adversely impacted. Take action to:

- Clean up, remove, remediate, contain, treat, monitor, assess, evaluate, or in any way address Hazardous Materials in the indoor or outdoor environment
- Prevent or minimize a release or threatened release of Hazardous Materials so they do not migrate or endanger or threaten to endanger public health or welfare or the indoor or outdoor environment
- Restore or reclaim natural resources or the environment
- Perform any pre-remedial studies, investigations, or post-remedial operation and maintenance activities, or
- Conduct any other actions with respect to Hazardous Materials required by Environmental Laws

BUDGET HIGHLIGHTS

Emergency improvements or repairs to existing water systems as necessary to provide an adequate supply of domestic water. Improvements or repairs will typically only be funded if shown to be a more cost-effective interim solution than provision of interim alternate water supplies. Eligible improvements or repairs include but are not limited to:

- Well rehabilitation or replacement
- Emergency interties, extension of service, or consolidation projects
- Treatment Systems
- Rented, borrowed or purchased equipment
- Design, installation and initial startup costs of approximately \$1.5 million

**City of Turlock Proposed 23-24 Budget
Fund 422 Well Remediation**

G/L Account Number	Account Description	FY 21-22 Actual	FY 22-23 Amended Budget	FY 22-23 Actual YTD at 4/30/23	FY 23-24 Proposed Budget
Fund: 422 - Well Remediation					
Department: 52 - Water					
Division: 554 - Well Remediation					
REVENUES					
<i>IN - Interest Income</i>					
422-52-554.33000	Interest Income	65,642	15,300	(13,353)	179,100
<i>Account Classification Total: IN - Interest Income</i>		65,642	15,300	(13,353)	179,100
<i>CH - Charges for Services</i>					
422-52-554.35535	Well Remediation Revenue	6,000,000	0	0	0
<i>Account Classification Total: CH - Charges for Services</i>		6,000,000	0	0	0
Division Total: 554 - Well Remediation		6,065,642	15,300	(13,353)	179,100
Department Total: 52 - Water		6,065,642	15,300	(13,353)	179,100
REVENUES Total		6,065,642	15,300	(13,353)	179,100
EXPENSES					
<i>CO - Contractual Services</i>					
422-52-554.43556	Well Remediation Expenses	96,060	2,000,000	123,350	500,000
<i>Account Classification Total: CO - Contractual Services</i>		96,060	2,000,000	123,350	500,000
<i>MI - Miscellaneous Expenses</i>					
422-52-554.47010	Bank Charges	1,484	400	0	0
<i>Account Classification Total: MI - Miscellaneous Expenses</i>		1,484	400	0	0
Division Total: 554 - Well Remediation		97,544	2,000,400	123,350	500,000
Department Total: 52 - Water		97,544	2,000,400	123,350	500,000
EXPENSES Total		97,544	2,000,400	123,350	500,000
Fund REVENUE	Total: 422 - Well Remediation	6,065,642	15,300	(13,353)	179,100
Fund EXPENSE	Total: 422 - Well Remediation	97,544	2,000,400	123,350	500,000
Fund Total: 422 - Well Remediation		5,968,098	(1,985,100)	(136,703)	(320,900)



CITY OF TURLOCK BUDGET FY 23-24

Fund 450 SRWA

PURPOSE

The Stanislaus Regional Water Authority (SRWA) Division is responsible for the operation and maintenance of the SRWA Water Treatment Plant (WTP) providing potable drinking water for the City of Turlock and the City of Ceres. The WTP uses a conventional treatment process using ozone as a primary disinfectant with sodium hypochlorite as the secondary disinfectant. The WTP treatment processes are designed and monitored with stringent health standards to ensure compliance with the water quality standards established by the California State Water Resources Control Board.

PROGRAMS

The Stanislaus Regional Water Authority Division is organized into a number of program areas:

- **Water Treatment Facility:** Operates and maintains a facility that processes an average of 11 million gallons of surface water per day.
- **Distribution Lines:** Operates and maintains the distribution system; supplying treated surface water to the City of Turlock and City of Ceres as requested.
- **Process Laboratory:** Analyzes untreated and treated water, evaluates treatment effectiveness to determine proper chemical treatment process.
- **Administration:** Directs, supervises and plans operation of the SRWA WTP, prepares studies and reports, oversees budget and maintains the City of Turlock and City of Ceres distribution system.
- **Drinking Water Quality & Safety:** Protect the drinking water supply through development and sampling standards.
- **Capital Improvements:** Coordinate maintenance and upgrades to SRWA's distribution and treatment infrastructure.

GOALS AND OBJECTIVES

- Protect the quality and quantity of the City's drinking water supply, protecting public health by maintaining the WTP's water treatment processes by ensuring that all treated water delivered from the SRWA meets or exceeds State and Federal requirements.
- Operate and maintain the SRWA WTP's Facility in a reliable, safe, productive, and cost-efficient manner. Provide excellent customer service.
- Ensure that all treatment facilities are operated effectively and efficiently.
- Maintain an effective and coordinated preventative maintenance program for all WTP process.



CITY OF TURLOCK BUDGET FY 23-24

Fund 450 SRWA

GOALS AND OBJECTIVES (cont.)

- Maintain dialogue with the State Water Resources Control Board for the Stanislaus Regional Water Authority Facility.
- Provide adequate training opportunities to remain abreast of technical, mechanical, safety and analytical improvements in the wastewater treatment and collection industry.
- Respond to emergencies.

BUDGET HIGHLIGHTS

The budget year reflects a continuation of the development of specific Capital Improvement Projects for Stanislaus Regional Water Authority Water Treatment Plant and distribution systems. Most of these projects are funded from reserves, reflecting the City's policy of setting aside revenues to replace equipment and infrastructure that exceeds its useful life. Additionally, the capital projects typically result from increasingly stringent regulatory requirements.

**City of Turlock Proposed 23-24 Budget
Fund 450 SRWA Operations**

G/L Account Number	Account Description	FY 21-22 Actual	FY 22-23 Amended Budget	FY 22-23 Actual YTD at 4/30/23	FY 23-24 Proposed Budget
Fund: 450 - SRWA - Operations					
Department: 53 - Surface Water					
Division: 550 - Operations					
REVENUES					
<i>OR - Other Revenues</i>					
450-53-550.37435	SRWA JPA (Fund 950) Reimbursement	0	0	0	5,339,755
<i>Account Classification Total: OR - Other Revenues</i>		0	0	0	5,339,755
Division Total: 550 - Operations		0	0	0	5,339,755
Department Total: 53 - Surface Water		0	0	0	5,339,755
REVENUES Total		0	0	0	5,339,755
EXPENSES					
<i>SA - Salaries</i>					
450-53-550.41001	Full Time Salaries	0	0	89,200	1,319,049
450-53-550.41050	Bilingual Pay	0	0	416	0
450-53-550.41052	Educational Incentive	0	0	367	225
450-53-550.41053	Sick Leave Conversion Pay	0	0	0	8,000
450-53-550.41055	Vacation Conversion Pay	0	0	1,010	8,000
450-53-550.41056	Management Leave Conversion	0	0	0	4,000
450-53-550.41059	Continuous Service Pay	0	0	366	1,867
450-53-550.41100_001	Overtime Standard	0	0	2,123	25,000
<i>Account Classification Total: SA - Salaries</i>		0	0	93,483	1,366,141
<i>BE - Benefits</i>					
450-53-550.42002	Medical Dental Plan	0	0	10,321	261,267
450-53-550.42003	Vision Insurance	0	0	78	3,251
450-53-550.42004	Long Term Disability Insurance	0	0	419	13,745
450-53-550.42005	Life Insurance	0	0	127	4,313
450-53-550.42006	SUI	0	0	801	3,582
450-53-550.42007	Workers Comp Insurance	0	0	2,242	35,452
450-53-550.42008	City Liability Insurance	0	0	1,360	22,080
450-53-550.42009	PERS	0	0	14,729	237,229
450-53-550.42010	Medicare Tax	0	0	1,345	19,809
450-53-550.42012	Retiree Health Insurance	0	0	2,016	28,050
450-53-550.42013	Deferred Comp	0	0	276	10,335
450-53-550.42016	Employee Contrib To PERS	0	0	(6,428)	(118,903)
450-53-550.42019	PERS UAL (Unfunded Accrued Liability)	0	0	0	235,949
<i>Account Classification Total: BE - Benefits</i>		0	0	27,285	756,159
<i>CO - Contractual Services</i>					
450-53-550.43155	Physicals, Shots & Psychological	0	0	525	0
450-53-550.43314	Contract Help - Service	0	0	0	145,500
<i>Account Classification Total: CO - Contractual Services</i>		0	0	525	145,500
<i>SU - Supplies and Maintenance</i>					
450-53-550.44001_000	Supplies General	0	0	85	264,000
450-53-550.44005	Chemicals	0	0	0	1,655,000
450-53-550.44030_001	Minor Equipment Safety	0	0	791	45,000
450-53-550.44030_002	Minor Equipment Tools	0	0	0	190,000
450-53-550.44030_028	Minor Equipment Lab	0	0	0	75,000
450-53-550.44090	Office Equipment & Furniture	0	0	13,749	20,000
<i>Account Classification Total: SU - Supplies and Maintenance</i>		0	0	14,625	2,249,000
<i>UT - Utilities</i>					
450-53-550.45001_000	Telephone General	0	0	60	0
<i>Account Classification Total: UT - Utilities</i>		0	0	60	0

**City of Turlock Proposed 23-24 Budget
Fund 450 SRWA Operations**

G/L Account Number	Account Description	FY 21-22 Actual	FY 22-23 Amended Budget	FY 22-23 Actual YTD at 4/30/23	FY 23-24 Proposed Budget
<i>VE - Vehicle Expenses</i>					
450-53-550.46000	Auto Allowance	0	0	10	0
450-53-550.46010	Equipment Rental	0	0	0	20,000
450-53-550.46025	Outside Contractor Labor	0	0	0	240,000
450-53-550.46031	Gas & Oil	0	0	105	20,500
450-53-550.46032	Vehicle & Small Equipment Maintenance Parts	0	0	0	2,105
<i>Account Classification Total: VE - Vehicle Expenses</i>		0	0	115	282,605
<i>MI - Miscellaneous Expenses</i>					
450-53-550.47020	Certification	0	0	0	15,000
450-53-550.47065	Professional Development	0	0	0	600
450-53-550.47080	Shoe Allowance	0	0	0	3,750
450-53-550.47095_000	Training General/Travel	0	0	0	25,000
450-53-550.47254	Education and Outreach	0	0	0	15,000
<i>Account Classification Total: MI - Miscellaneous Expenses</i>		0	0	0	59,350
<i>CA - Capital Outlay</i>					
450-53-550.51020	Equipment Replacement	0	0	0	65,000
450-53-550.51300	Construction Repairs/Improvements	0	0	0	366,000
<i>Account Classification Total: CA - Capital Outlay</i>		0	0	0	431,000
<i>DS - Debt Service</i>					
450-53-550.53029_001	Enterprise Equity Lease Interest	0	0	0	10,000
450-53-550.53029_002	Enterprise Equity Lease Principal	0	0	0	40,000
<i>Account Classification Total: DS - Debt Service</i>		0	0	0	50,000
Division Total: 550 - Operations		0	0	136,094	5,339,755
Department Total: 53 - Surface Water		0	0	136,094	5,339,755
EXPENSES Total		0	0	136,094	5,339,755
Fund REVENUE Total: 450 - SRWA - Operations		0	0	0	5,339,755
Fund EXPENSE Total: 450 - SRWA - Operations		0	0	136,094	5,339,755
Fund Total: 450 - SRWA - Operations		0	0	(136,094)	0

FULL-TIME PERSONNEL SUMMARY

Fiscal Year 2023-2024



Division / Fund Position	Budget 21-22		Budget 22-23		Budget 23-24	
B = Budgeted F = Frozen	B	F	B	F	B	F
City Manager (Division 102)						
City Manager	1		1		1	
Deputy City Manager			0.67		0.67	
Assistant to City Manager-Economic Development	1					
118 Economic Dev Director/Communication Officer			1		1	
Communications Assistant					0.5	
118 Risk Management Director			1		1	
TOTAL	2	0	3.67	0	4.17	0
City Clerk (Division 104)						
City Clerk	1					
Executive Admin Asst to CM/City Clerk			1		1	
Executive Admin Asst/Deputy City Clerk	1		1		1	
Executive Admin Asst/City Clerk Trainee			1		1	
Office Assistant I	1					
TOTAL	3	0	3	0	3	0
Finance (Division 106)						
Finance Director	1		0.55		0.55	
Accountant, Principal	2		2		2	
119 Accountant III			0.70		0.70	
Accountant II	1		1		1	
Accountant I	1		1		1	
Purchasing Manager					1	
Purchasing Supervisor	1		1			
Purchasing Specialist	1		1		1	
119 Purchasing Specialist			1		1	
Accounts Payable Clerk	1		1		1	
TOTAL	8	0	9.25	0	9.25	0
Human Relations (Division 109)						
Administrative Services Director	0.33					
Human Relations Director			1		1	
Human Relations Manager	1					
Principal Human Relations Analyst	1		1		2	
Human Relations Analyst			1		2	
Human Relations Specialist	1		1		2	
118 Human Relations Specialist					1	
Staff Services Assistant			1			
TOTAL	3.33	0	5	0	8	0
Payroll (Division 110) to Division 109						
Administrative Services Director	0.33					
Principal Human Relations Analyst	1		1			
Payroll Coordinator	1		2			
TOTAL	2.33	0	3	0	0	0
General Government (Division 112)						
Facilities Maintenance Assistant	1		1		1	
119 Maintenance Worker I			0.45			
Maintenance Worker I					0.45	
TOTAL	1	0	1.45	0	1.45	0
Police (Divisions 200, 205, & 210)						

FULL-TIME PERSONNEL SUMMARY

Fiscal Year 2023-2024



Division / Fund Position		Budget 21-22		Budget 22-23		Budget 23-24	
B = Budgeted	F = Frozen	B	F	B	F	B	F
	Police Chief	1		1		1	
	Police Captain	1	1	2		2	
	Police Lieutenant	4		4		4	
118	Police Lieutenant			1		1	
	Police Sergeant	12		12		12	
	Police Detective	4		4		4	
	Police Officer (Trainee, I, II)	57	3	57	3	58	2
	Public Safety Communications Supervisor	1		1		1	
118	Public Safety Communications Supervisor	1		1		1	
	Emergency Services Dispatcher (Trainee, I, II, Lea	13	3	15	1	15	1
	Evidence & Property Specialist (I, II)	2		2		2	
	Crime Prevention Specialist	1		1		1	
	Crime & Community Information Analyst	1		1		1	
	Community Service Officer (I, II)	2	2	2		2	
118	Community Service Officer (I, II)			2		2	
	Public Safety Records Supervisor	1		1		1	
	Police Records Technicians, Sr	2		2		2	
	Police Records Technicians	3	1	4		4	
119	Police Records Technicians			1		1	
	Executive Administrative Assistant/Public Safety	1		1		1	
	Police Business Unit Supervisor	1		1		1	
118	Police Support Operations Manager			1		1	
	Staff Services Assistant	2		2		2	
	Public Safety Administrative Assistant	1		1		1	
118	Public Affairs Analyst			1		1	
118	Public Safety Business Analyst			1		1	
	Maintenance Worker II	0.9		0.9		0.9	
118	Code Enforcement Supervisor			1		1	
	Code Enforcement Officer	1		1		1	
118	Code Enforcement Officer			2		2	
118	Police Officer (for Code Enforcement)			2		2	
118	Staff Services Assistant			1		1	
	Background Coordinator			1		1	
118	Code Compliance Technician			1		1	
118	Code Compliance Technician	1		1		1	
	Public Safety Business Analyst	1					
TOTAL		114.9	10.0	132.9	4.0	133.9	3.0
COPS Grant (Fund 266)							
	Police Officer (Trainee, I, II)	4		4		4	
TOTAL		4	0	4	0	4	0
Animal Services and Control (Division 215)							
	Animal Services Supervisor	1		1		1	
	Animal Services Officer	3		3		3	
TOTAL		4	0	4	0	4	0
Fire Services (Division 300)							
	Fire Chief	1		contracted		contracted	
	Fire Division Chief		2	1		1	
118	Fire Division Chief			1		1	
	Fire Marshall	1		1		1	
Fire Services (Division 300) (cont.)							
	Fire Battalion Chief	3		3		3	

FULL-TIME PERSONNEL SUMMARY

Fiscal Year 2023-2024



Division / Fund Position		Budget 21-22		Budget 22-23		Budget 23-24	
B = Budgeted	F = Frozen	B	F	B	F	B	F
	Fire Captain	15		15		15	
	Engineer	12	3	12		12	
118	Engineer			3		3	
	Firefighter	12	3	12		12	
118	Firefighter			3		3	
118	Fire Prevention Inspector			1		1	
	Executive Admin. Asst./Public Safety	1		1		1	
118	Fire Operations Support Analyst			1		1	
	Secretary, Sr.	1		1		1	
	Maintenance Worker II	0.1		0.1		0.1	
<i>TOTAL</i>		46.1	8	55.1	0	55.1	0
Planning (Division 400)							
	Deputy Director of Development Services/Planning	0.9					
	Development Serv. Director	0.25		0.5		0.5	
118	Planning Manager			1		1	
	Senior Planner	1		1		1	
	Associate Planner	1		1		1	
	Assistant Planner		1	1		1	
	Staff Services Technician	1		1		1	
<i>TOTAL</i>		4.15	1	5.5	0	5.5	0
Public Facilities (Division 500)							
118	Public Works Director			0.05		0.06	
118	Deputy Public Works Director			0.05		0.06	
118	Parks, Streets & Public Facilities Superintendent			0.2		0.2	
	Public Maintenance Supervisor			0.1		0.1	
118	Executive Admin. Asst.-Public Works			0.05		0.06	
118	Staff Services Assistant			0.2		0.2	
	Public Facilities Maintenance Team Leader	1		1		1	
	Maintenance Worker I		2	0.55		0.55	
119	Maintenance Worker I			1		1	
<i>TOTAL</i>		1	2	3.2	0	3.23	0
Park Maintenance (Division 600)							
	Parks, Recreation & Public Facilities Director	0.375					
118	Public Works Director			0.1		0.12	
118	Deputy Public Works Director			0.1		0.12	
118	Parks, Streets & Public Facilities Superintendent			0.2		0.2	
	Public Maintenance Supervisor			0.2		0.2	
118	Executive Admin. Asst., Public Works			0.1		0.12	
118	Staff Services Assistant			0.2		0.2	
	Public Facilities Maintenance Team Leader	1		1		1	
	Parks, Recreation & Public Facilities Superintenden	0.2					
	Maintenance Worker I	3	2	3		3	
119	Maintenance Worker I			2		2	
118	Maintenance Worker I			1		1	
<i>TOTAL</i>		4.575	2	7.90	0.00	7.96	0.00
Parks, Recreation & Public Facilities (Divisions 620, 622, 624, 626 & 630)							
118	Public Works Director			0.05		0.06	
118	Deputy Public Works Director			0.05		0.06	

FULL-TIME PERSONNEL SUMMARY

Fiscal Year 2023-2024



Division / Fund Position		Budget 21-22		Budget 22-23		Budget 23-24	
B = Budgeted	F = Frozen	B	F	B	F	B	F
118	Executive Admin. Asst., Public Works			0.05		0.06	
	Public Facilities Maintenance Manager	0.375					
	Public Maintenance Supervisor	0.32					
	Recreation Supervisor	1.20		1		1	
	Parks, Recreation & Public Facilities Superintenden	0.1					
118	Recreation Superintendent			1		1	
118	Staff Services Analyst	0.70		1		1	
	Recreation Coordinator	1		2		2	
<i>TOTAL</i>		3.695	0	5.15	0	5.18	0
Total General Fund Staff		202.1	23.0	243.1	4.0	244.7	3.0
Fund 204 AB 939 Integrated Waste Mgmt.							
	Staff Services Analyst	0.4		0.4		0.4	
	Staff Services Technician	0.3		0.3		0.3	
<i>TOTAL</i>		0.7	0	0.7	0.0	0.7	0.0
Fund 205 Sports Facilities							
	Parks, Recreation & Public Facilities Director	0.25					
	Public Works Director			0.05		0.06	
	Executive Admin. Asst.-Public Works			0.05		0.06	
	Deputy Public Works Director			0.05		0.06	
	Parks, Streets & Public Facilities Superintendent			0.2		0.2	
	Public Facilities Maintenance Team Leader	1		1		1	
	Public Facilities Maintenance Manager	0.25					
	Public Maintenance Supervisor	0.1		0.1		0.1	
	Staff Services Assistant			0.2		0.2	
	Recreation Supervisor	0.5					
	Maintenance Worker II	1		1		1	
	Maintenance Worker I	1		1		1	
<i>TOTAL</i>		4.1	0	3.65	0	3.68	0
Fund 217 Gas Tax Street Maintenance							
	Parks, Recreation & Public Facilities Director	0.125					
	Public Works Director			0.1		0.12	
	Deputy Public Works Director			0.1		0.12	
	Executive Admin. Asst.-Public Works			0.10		0.12	
	Parks, Streets & Public Facilities Superintendent			0.2		0.2	
	Public Maintenance Supervisor	0.2		0.2		0.2	
	Recreation Supervisor	0.1					
	Public Facilities Maintenance Manager	0.125					
	Public Facilities Maintenance Team Leader	1		1		1	
	Staff Services Analyst	0.1					
	Staff Services Assistant			0.2		0.2	
	Maintenance Worker II	3		3		3	
	Maintenance Worker I	4		4		4	
	Parks, Recreation & Public Facilities Superintenden	0.25					
<i>TOTAL</i>		8.9	0	8.9	0	8.96	0
Fund 219 SB 1 Road Maintenance & Rehabilitation Account							
	Maintenance Worker II	1		1		1	
	Maintenance Worker I	1		1		1	

FULL-TIME PERSONNEL SUMMARY

Fiscal Year 2023-2024



Division / Fund Position	Budget 21-22		Budget 22-23		Budget 23-24	
	B	F	B	F	B	F
B = Budgeted F = Frozen						
<i>TOTAL</i>	2	0	2	0	2	0
Fund 240 Small Equip/Replace Building and Safety						
Staff Services Analyst	1		0.5		0.5	
<i>TOTAL</i>	1	0	0.5	0	0.5	0
Fund 246 Landscape Assessment						
Parks, Recreation & Public Facilities Director	0.125					
Public Works Director			0.1		0.12	
Deputy Public Works Director			0.1		0.12	
Public Facilities Maintenance Manager	0.125					
Public Facilities Maintenance Supv., Asst.	1		1		1	
Recreation Supervisor	0.1					
Public Maintenance Supervisor	0.2		0.2		0.2	
Executive Admin. Asst.-Public Works			0.10		0.12	
Staff Services Assistant	0.15		0.15		0.15	
Staff Services Technician						
Parks, Recreation & Public Facilities Superintenden	0.2					
Staff Services Analyst	0.1					
Public Facilities Maintenance Team Leader	1		1		1	
Maintenance Worker II	1		1		1	
Maintenance Worker I	5		5		6	
<i>TOTAL</i>	9.0	0	8.65	0	9.71	0
Funds 255, 256 & 259 Housing Program Services						
Housing Program Manager			1		1	
Community Housing Program Supervisor	1					
Housing Finance Specialist, Trainee			1		1	
Housing Rehab. Specialist I	1		1		1	
Housing Program Specialist II	1		1		1	
<i>TOTAL</i>	3	0	4	0	4	0
Fund 405 Building and Safety						
Chief Building Official	1		1		1	
Development Serv. Director	0.3		0.5		0.5	
Deputy Director of Development Services/Planning	0.1					
Senior Plans Examiner			1		1	
Plans Examiner I	1		1		1	
Building Inspector Sr.					1	
Building Inspector II	1		1		1	
Building Inspector I	2		2		1	
Permit Technician	1					
Staff Services Assistant	2		3		1	
Staff Services Technician					2	
Staff Services Analyst			0.5		0.5	
<i>TOTAL</i>	8.4	0	10.0	0	10.0	0
Fund 410 Water Quality Control, Dept. 530 Administration						
Municipal Services Director	0.5		0.5		0.5	
Municipal Services Deputy Director					0.5	
Fund 410 Water Quality Control, Dept. 530 Administration (cont.)						
Water Quality Control Division Manager	1		1		1	
Regulatory Affairs Manager			0.5		0.5	
Utilities Manager	0.5		0.5		0.5	

FULL-TIME PERSONNEL SUMMARY

Fiscal Year 2023-2024



Division / Fund Position	Budget 21-22		Budget 22-23		Budget 23-24	
	B = Budgeted	F = Frozen	B	F	B	F
Water Quality Control Supervisor	1		1		1	
Finance Director					0.2	
Electrical/Mechanical Maint. Supervisor	0.5		0.5		0.5	
Electrical/Mechanical Maint. Assistant Supervisor	1		1			
Instrumentation & Control Supervisor						1
Electrical/Mechanical Technician II	1.5		0.5		0.5	
Electrical/Mechanical Technician I	1		1		1	
Elect/Instrument Tech, Sr.	1		1		1	
Environmental Compliance Inspector	2		2		2	
WQC Laboratory Supervisor	0.5		0.5		0.5	
Shipping and Receiving Inventory Specialist	0.5		1		1	
Laboratory Analyst, Sr.			0.5		0.5	
Laboratory Analyst II	0.5		0.5		1	
Laboratory Analyst I	0.5		0.5			
Wastewater Plant Operator, Sr.	8		8		8	
Wastewater Plant Operator II						1
Wastewater Plant Operator I	2		2		1	
Facilities Maintenance Assistant	1		1		1	
Communications Assistant						0.2
Staff Services Analyst	0.5		0.5		0.5	
Staff Services Assistant	4.05		5.05		4.55	
Staff Services Technician	0.35		0.35		1.35	
Executive Administrative Assistant	0.5		0.5		0.5	
Office Assistant	1					
Customer Services Supervisor	1		1		0.5	
Accounting Technician					0.5	
Account Clerk, Sr.	1		1		1	
Account Clerk II	1		1		1	
Account Clerk I	1.5		1.5		1.5	
TOTAL			33.9	0	34.6	0
Fund 410 Water Quality Control, Dept. 531 Collection						
Utilities Supervisor	0.5		0.5		0.5	
Utilities Assistant Supervisor	1		1		1	
Utility Maintenance Worker Sr					0.5	
Utility Maintenance Worker II	2.5		2.5		2	
Utility Maintenance Worker I	5.5		6.4		7	
TOTAL			9.5	0	11.0	0
Fund 410 Water Quality Control, Dept. 532 Storm Basin Maintenance						
Public Works Director			0.1		0.12	
Deputy Public Works Director			0.1		0.12	
Parks, Streets & Public Facilities Superintendent	0.25		0.2		0.2	
Recreation Supervisor	0.1					
Public Maintenance Supervisor	0.18		0.2		0.2	
Public Facilities Maintenance Supv., Asst.	1		1		1	
Public Facilities Maintenance Manager	0.125					
Parks, Recreation & Public Facilities Director	0.125					
Executive Admin. Asst.-Public Works			0.10		0.12	
Fund 410 Water Quality Control, Dept. 532 Storm Basin Maintenance (cont.)						
Staff Services Analyst	0.1					
Staff Services Assistant			0.2		0.2	
Utility Maintenance Worker, Sr.	1		1		1	
Utility Maintenance Worker II	2		2		2	

FULL-TIME PERSONNEL SUMMARY

Fiscal Year 2023-2024



Division / Fund Position	Budget 21-22		Budget 22-23		Budget 23-24	
	B	F	B	F	B	F
B = Budgeted F = Frozen						
<i>TOTAL</i>	4.88	0	4.90		4.96	
Fund 420 Water Enterprise						
Municipal Services Director	0.5		0.5		0.5	
Municipal Services Deputy Director	1		1		0.5	
Utilities Manager	0.5		0.5		0.5	
Regulatory Affairs Manager			0.5		0.5	
Finance Director			0.2		0.2	
Electrical/Mechanical Maint. Supervisor	0.5		0.5		0.5	
Electrical Mechanical Technician Sr	2		2		2	
Electrical Mechanical Technician II	1.5		2.5		2.5	
Elect/Instrument Tech	2		2		1	
Instrumentation & Control Sr					1	
Field Services Technician	1		1		1	
Laboratory Analyst , Sr.			0.5		0.5	
Laboratory Analyst II	0.5		0.5		1	
Laboratory Analyst I	0.5		0.5			
Utilities Supervisor	0.5		0.5		0.5	
Utilities Assistant Supervisor	2		2		2	
Maintenance Worker I	1		1		1	
WQC Laboratory Supervisor	0.5		0.5		0.5	
Utility Maintenance Worker, Sr.					0.5	
Utility Maintenance Worker II	4.5		4.5		4	
Utility Maintenance Worker I	4.5		6.6		6	
Water Conservation Worker			1		1	
Shipping and Receiving Inventory Specialist	0.5		1		1	
Staff Services Assistant	0.8		0.8		1.3	
Staff Services Technician	0.35		0.35		0.35	
Staff Services Analyst	0.1		0.1		0.1	
Communications Assistant					0.2	
Executive Administrative Assistant	0.5		0.5		0.5	
Customer Services Supervisor					0.5	
Accounting Technician	1		1		0.5	
Account Clerk, Sr.	1		1		1	
Account Clerk II	1		1		1	
Account Clerk I	1.5		1.5		1.5	
<i>TOTAL</i>	29.75	0	35.55	0	35.15	0
Fund 426-40-415						
Development Serv. Director/City Engineer	0.1					
Public Works Director			0.2		0.1	
Deputy Public Works Director			0.2		0.1	
Executive Admin. Asst.-Public Works			0.2		0.1	
Transit Manager	1		1		1	
Transit Analyst Sr.					1	
Transit Analyst II	1		2		2	
Communications Assistant					0.1	
Staff Services Technician	1		1		1	
Fund 426-40-415 (cont.)						
Accountant III			0.3		0.3	
Maintenance Worker II	2		2		2	
<i>TOTAL</i>	5.10	0	6.9	0	7.7	0
Fund 450 Stanislaus Regional Water Authority (SRWA Operations)						

FULL-TIME PERSONNEL SUMMARY

Fiscal Year 2023-2024



Division / Fund Position	Budget 21-22		Budget 22-23		Budget 23-24	
	B = Budgeted	F = Frozen	B	F	B	F
Water Treatment Plant Manager			1		1	
Finance Director			0.05		0.05	
Water Treatment Plant Supervisor			1		1	
Staff Services Assistant			1		1	
Water Treatment Plant Operator, Sr.			5		5	
Water Treatment Plant Operator II			2		2	
Water Treatment Plant Operator I			2		2	
Instrument & Control Tech, Sr.			1		1	
Maintenance Tech, Sr.			1		1	
Maintenance Tech II			1		1	
TOTAL			0	0	15.05	0
Fund 501 Information Technology						
Administrative Services Director	0.34					
Deputy City Manager			0.33		0.33	
Information Technology Director					1	
Information Technology Manager	1		1		1	
Information Technology Coordinator	2		2			
Information Technology Analyst Sr					2	
Information Technology Analyst II	2		2			
Information Technology Analyst I					1	
Information Technology Technician	1		1		1	
GIS Coordinator			1		1	
Staff Services Assistant			1		1	
Office Assistant I				1		
TOTAL	6.34	1	8.33	0	8.33	0
Fund 502 Engineering						
Development Serv. Director/City Engineer	0.35					
Public Works Director			0.25		0.24	
Deputy Public Works Director			0.25		0.24	
City Engineer			1		1	
Civil Engineer, Principal	3		1		1	
Roads Project Manager	1		1		1	
Civil Engineer Sr.		1	1		1	
Civil Engineer, Associate	1		1		1	
Engineer, Associate	1		1		1	
Engineer, Assistant		1	2		2	
Engineer Project Coordinator			1		1	
Engineering Tech	1	1				
Traffic Technician		1	1		1	
Public Works Supervisor/City Surveyor			1		1	
Land Surveyor		1	1		1	
Land Surveying Technician I		2		2		2
Public Works Construction Inspector, Sr.	2		2		2	
Public Works Construction Inspector	2		2		2	
Executive Admin. Asst.-Public Works			0.25		0.24	
Fund 502 Engineering (cont.)						
Staff Services Analyst			1		1	
Staff Services Technician			1		1	
Staff Services Assistant			1		1	
TOTAL	13.35	7	19.75	2	19.72	2
Fund 505 Fleet Services						

FULL-TIME PERSONNEL SUMMARY

Fiscal Year 2023-2024



Division / Fund Position	Budget 21-22		Budget 22-23		Budget 23-24	
	B	F	B	F	B	F
B = Budgeted F = Frozen						
Fleet Maintenance Manager					1	
Fleet Maintenance Supervisor	1		1		1	
Fund 505 Fleet Services (cont.)						
Fleet Maintenance Mechanic, Sr.	1		1		1	
Fleet Maintenance Mechanic II	1		1		2	
Fleet Maintenance Mechanic I	2		2		2	
Parts Clerk	1		1		1	
TOTAL	6	0	6	0	8	0
Total Non-General Fund Staff	146	8	180	2	185	2
Grand Total - City Staff	348	31	423	6	430	5
<i>Updated: 5/30/2023</i>	348.0		423.0		430.0	



GLOSSARY OF BUDGET TERMS

FISCAL YEAR 2023-2024

The following glossary provides a brief explanation of terms and acronyms used throughout the Budget document. This information is provided to assist the public in reviewing and understanding the Budget by defining the many technical terms, abbreviations, and acronyms used in presenting budget information.

ACCOUNT

A record of a monetary transaction maintained in the accounting ledger. It may be a classification of expenditure or revenue. Example: "Supplies" is an account in the Operations and Maintenance expenditure category.

ACCRUAL BASIS OF ACCOUNTING

The basis of accounting under which revenues are recorded when earned and expenditures (or expenses) are recorded as soon as they result in liabilities (obligation to pay) for goods and/or services received. The actual receipt (for revenues) or payment (for expenditures) of cash is not the determining factor when deciding on the proper accounting period for recording revenues and expenditures under the accrual basis of accounting.

ACTUAL

A column heading in the budget. Figures found in the Actual column indicate actual financial information recorded for that time period.

AMERICANS WITH DISABILITIES ACT (ADA)

Americans with Disabilities Act, Public Law 336 of the 101st Congress, enacted July 26, 1990. The ADA prohibits discrimination and ensures equal opportunity for persons with disabilities in employment, State and local government services, public accommodations, commercial facilities, and transportation. It also mandates the establishment of TDD/telephone relay services.

ADOPTED BUDGET

The budget document formally approved by the City Council after the required public hearing and deliberations on the City Manager's Budget. It sets forth authorized expenditures and the means of financing those expenditures for a given fiscal year. This term is used interchangeably with the term "Final Budget."

AD VALOREM TAXES

Revenue from taxes paid on real property and personal property which is calculated based on the "value" of the property.

APPROPRIATION

The legal spending level authorized by an ordinance, resolution, or minute action of the City Council. Spending cannot legally exceed this level without approval by the Council. An appropriation expires at the end of the fiscal year.

ARPA (American Rescue Plan Act)

The American Rescue Plan, signed into law on March 2021, provides \$350 billion in funding for state and local governments to build an equitable economic recovery from the devastating economic effects caused by the COVID-19 pandemic.

ASSESSED VALUATION

A valuation set upon real estate or other property by the County Assessor or State Board of Equalization which serves as a basis for levying property taxes.



GLOSSARY OF BUDGET TERMS FISCAL YEAR 2023-2024 (Continued)

ASSESSMENT ROLL

The official list prepared by the County Assessor which contains the legal description of each parcel or item of property and its assessed valuation. This term is used to denote the total valuation of all taxable property in the City.

AUDIT

An examination of the City's financial records by an independent, certified public accounting firm to determine the accuracy and validity of records and reports, and the conformity of procedures with established policy and GAAP.

BALANCED BUDGET

A balanced budget requires that the amount of budgeted expenditures be equal to or less than the amount of projected revenues for the budget year.

BAN (Bond Anticipation Notes)

A short-term debt instrument issued by a state or municipality to borrow against the proceeds of an upcoming bond issue.

BASIS OF ACCOUNTING

A term used to refer to when revenues, expenditures (expenses), and transfers – and the related assets and liabilities – are recognized in the accounts and reported in the financial statements. The City of Turlock uses the accrual basis of accounting. See Accrual Basis.

BEGINNING BALANCE

The beginning balance of a fund is comprised of unspent funds brought forward from the previous fiscal year, i.e. the ending balance for the fiscal year just ended.

BIDS, BIDDING

A process whereby a public agency awards contracts for construction or construction-related work objectively, based on bids. Bids are offers to perform the work for a specific price, with the contract going to the lowest responsive bidder. See Responsive Bidder.

BOND

A written promise to pay a sum of money on a specific date at a specified interest rate. The interest payments and the repayment of the principal are detailed in a bond agreement. Bonds are most frequently used for construction of large capital projects, such as buildings and streets. Also, the term bond is used to describe a performance bond whereby an independent, third party financially guarantees the actions or performance of another.

BUDGET

The planning and controlling document for financial operations which sets forth estimates of proposed expenditures and revenues for the fiscal year. Also, when used as a column heading, the approved level of funding for that time period.

BUDGET CALENDAR

The schedule of key dates that the City's departments follow in the preparation, adoption and administration of the budget.



GLOSSARY OF BUDGET TERMS FISCAL YEAR 2023-2024 (Continued)

BUDGET MESSAGE

The opening section of the budget that provides the City Council and the public with a general summary of the most important aspects of the budget, changes from the current and previous fiscal years, and the views and recommendations of the City Manager.

BUDGET RESOLUTION

The official enactment by the City Council to establish legal authority for City officials to obligate and expend resources.

BUDGETARY CONTROL

The level of control or management of a governmental unit or enterprise in accordance with an approved budget for the purpose of keeping expenditures within the appropriations limit and available revenues. The City of Turlock budgetary control begins at the department level. Departments can reallocate spending within an Object (i.e. Supplies or Utilities) with the exception of Personnel and Capital Outlay. The total expenditures for that Object cannot be increased without the approval of the City Manager or City Council. Any reallocations between Objects must be approved by the City Manager. Only the City Council can approve increases in the total appropriation for a Department.

BUDGETING BASIS

The budgeting basis for the City of Turlock is modified from the accrual basis in that depreciation expense is not shown in the budget, capital expenditures are shown as a use of resources (rather than an asset), and principal payments on debt are shown as a use of resources (rather than a reduction in a liability).

CAPITAL ASSETS

Tangible items of long-term character (useful life expected to be longer than one year) which are intended to continue to be held and used by the City, including land, buildings, machinery, furniture, equipment, and equipment.

CAPITAL IMPROVEMENT PROGRAM (CIP)

A plan for funding additions, improvements and/or replacements to capital assets to be incurred over a fixed period of time.

CAPITAL OUTLAYS

Expenditures available for the acquisition of tangible items which are anticipated to have a useful life of longer than one year, including the cost of land, buildings, permanent improvements, machinery, large tools, vehicles and large pieces of equipment.

CAPITAL PROJECT

A new structure or facility or a major improvement to an existing structure or facility, which significantly increases the value of a structure or facility.

CAPITAL RESERVE

An account used to indicate that a portion of a fund's balance is legally restricted for a specific capital purpose and is, therefore, not available for discretionary appropriation.

CASH BASIS OF ACCOUNTING

The basis of accounting under which revenues are recorded when received in cash and expenditures (or expenses) are recorded when cash is disbursed. To be in conformance with Generally Accepted Accounting Principles (GAAP), local governments must use an accrual basis rather than the cash basis of accounting when preparing their financial statements.



GLOSSARY OF BUDGET TERMS FISCAL YEAR 2023-2024 (Continued)

CASH MANAGEMENT

The process necessary to pay for governmental services, while investing temporary cash excesses in order to earn interest revenue. Cash management refers to the activities of forecasting the inflows and outflows of cash, mobilizing cash to improve its availability for investment, and establishing and maintaining banking relationships.

CALIFORNIA ENVIRONMENTAL QUALITY ACT (CEQA)

California Environmental Quality Act – statutes contained in Sections 21000-21177 of the Public Resources Code of the State of California – establishes the requirements for evaluating the environmental effects of proposed projects. The administration of CEQA is governed by the State CEQA Guidelines.

COMMUNITY FACILITIES DISTRICT (CFD)

Commonly referred to as a Mello-Roos District, a CFD is a district with a special tax on real property to pay for capital projects and/or public services. The term “Mello-Roos” comes from the two state legislators who authored the implementing law.

COMMUNITY DEVELOPMENT BLOCK GRANT (CDBG)

Funding from the U. S. Department of Housing and Urban Development (HUD) whose use is restricted for prescribed purposes primarily to assist in the preservation and production of affordable housing. CDBG law specifies what types of programs can be funded with this revenue source, which is accounted for in a restricted fund.

CONTINGENCY

A budgetary reserve set aside for emergencies or unforeseen expenditures not otherwise budgeted.

DEBT SERVICE

The City's obligation to make principal and interest payments on all bonds, leases, and other debt instruments according to a pre-determined payment schedule.

DEPARTMENT

An organizational unit used by the City to group services, programs, or functions which are usually similar in nature. Each department is managed by an appointed department head.

DEPARTMENT HEAD

An official appointed by the City Manager who is responsible for managing a City department.

DISCRETIONARY FUNDS

The total of discretionary revenues (defined below) plus the unreserved General Fund Ending Fund balance from the preceding fiscal year. The City Council has discretion in deciding how these funds are used.

DISCRETIONARY REVENUES

Revenues received by the City which can be used for any legal purpose as determined by the City Council. Discretionary revenues are not earmarked by law or contractual relationship for a specified purpose, and the Council has discretion in deciding how these revenues are used. The term "discretionary" does not imply surplus.

ENVIRONMENTAL IMPACT REPORT (EIR)

An Environmental Impact Report is a detailed statement prepared under CEQA guidelines describing and analyzing the significant effects of a project on the environment (as defined by CEQA) and discussing ways to lessen or avoid the effects. The contents of an EIR are discussed in Article 9, beginning with Section 15120 of the State CEQA Guidelines.



GLOSSARY OF BUDGET TERMS FISCAL YEAR 2023-2024 (Continued)

EMPLOYEE BENEFITS

Amounts paid on behalf of employees. These amounts are not part of the employee's gross salary. Examples are group health or life insurance payments, contributions to employee retirement plans, Social Security and/or Medicare taxes, workers' compensation insurance payments, and unemployment insurance payments. For the City of Turlock, our health and workers' compensation programs are self-funded so the benefits include payments made to health and work comp service providers, insurance premiums for insurance coverage over retained (deductible) levels and costs associated with administration of the individual programs.

ENCUMBRANCE

The commitment of appropriated funds to purchase an item or service. To encumber funds is to set aside or commit funds for future expenditures.

ENTERPRISE FUND

A fund established to finance and account for the operation and maintenance of operations, facilities and services which are intended to be supported by user charges. Municipal services such as water, wastewater (sewer), and refuse collection are examples of services that are often accounted for in separate Enterprise funds.

EDUCATIONAL REVENUE AUGMENTATION FUND (ERAF)

Educational Revenue Augmentation Fund was set up by the State to take local property tax revenues for redistribution to the school system. Proposition 98 guaranteed schools 60% of the State's General Fund revenues. By creating ERAF, the State took local property taxes from cities, counties and special districts and used them to pay part of the cost of school funding.

EXPENDITURE

Payment of funds appropriated by the City Council, resulting in a decrease in current assets (cash).

EXPENDITURE APPROPRIATION

See Appropriation

FEES

Charges for services levied by the government to recover costs associated with providing a service or permitting an activity. Examples of fees include monthly water, sewer and garbage collection fees, Plan Checking Fees, Building & Engineering Permitting Fees, and Franchise Fees.

FINAL BUDGET

The budget document formally approved by the City Council after the required public hearings and deliberation on the recommended budget. It is a legal spending plan for the fiscal year. This term is used interchangeably with the term "Adopted Budget."

FISCAL YEAR

Abbreviated as FY (or FYE for fiscal year end), the twelve-month period for which a budget is prepared and adopted. The fiscal year for the City of Turlock is July 1 to June 30.

FIXED ASSETS

Tangible items of long-term character (useful life expected to be longer than one year) which are intended to continue to be held and used by the City, including land, buildings, machinery, furniture, equipment, and equipment.



GLOSSARY OF BUDGET TERMS FISCAL YEAR 2023-2024 (Continued)

FRANCHISE FEE

A fee charged for the privilege of using public rights-of-way and property within the City for public or private purposes. The City charges franchise fees for natural gas, electricity, cable television and garbage collection operations.

FROZEN POSITION

A position that is frozen and not budgeted (defunded).

FULL-TIME EQUIVALENT POSITIONS (FTE)

The number of regular positions to be funded in the budget. Full-time is typically defined as a position which is budgeted 40 hours a week or 2,080 hours a year.

FUND

A separate fiscal and accounting entity that is established to control and account for all financial transactions for a specific type or grouping of government activities. A fund is a separate set of self-balancing accounts comprised of the assets, liabilities, equity, revenues and expenditures (expenses) for the specified activity.

FUND BALANCE

Fund balances, beginning and ending, are established to show the amount of assets in excess of the liabilities for a fiscal year. The ending fund balance for a completed fiscal year becomes the beginning fund balance for the next fiscal year.

FUND BALANCE APPROPRIATED

This is a budgetary amount representing the amount of fund balance to be used, in conjunction with revenues, to offset expenditures during a fiscal year. Fund balance appropriated cannot exceed the sum of unencumbered cash and investments available in the fund.

GENERALLY ACCEPTED ACCOUNTING PRINCIPLES (GAAP)

Generally Accepted Accounting Principles are the set of uniform, minimum professional standards and guidelines for financial accounting and reporting. GAAP encompasses the conventions, rules and procedures necessary to define generally accepted accounting practices. The City prepares its financial statements in accordance with GAAP accepted in the United States of America.

GANN LIMIT

An absolute dollar limit on the amount of funds derived from taxes that the City can legally appropriate and expend each fiscal year, as specified by Article 13-B of the State Constitution. Any tax revenues in excess of the Gann Limit must be returned to taxpayers. The base-year used on computing the Gann Limit is FY 1978-79, with adjustments to the appropriations limit allowed in succeeding fiscal years for changes in population and changes in the cost of living.

GOVERNMENTAL ACCOUNTING STANDARDS BOARD (GASB)

Governmental Accounting Standards Board is the accounting profession's regulatory body for governmental accounting and determines what constitutes GAAP for governmental agencies.

GENERAL FUND

The General Fund is where discretionary revenues are deposited to fund the programs and departments established to achieve the goals and objectives of the City Council. The General Fund represents the largest discretionary financial resource of the City of Turlock.



GLOSSARY OF BUDGET TERMS FISCAL YEAR 2023-2024 (Continued)

GENERAL LEDGER

The general ledger is the system and structure of accounts that record the financial transactions and report the financial position of the city of Turlock. The general ledger is automated and meets GAAP.

GENERAL PLAN

The comprehensive plan, required by Section 65300 of the Government Code of the State of California, that contains the goals, objectives, policies, and specific actions that guide the long-term land development and growth of the City of Turlock.

GEOGRAPHIC INFORMATION SYSTEM (GIS)

Geographic Information System is a computerized rendering of the physical layout of the City of Turlock. It is a dimensionally exact, multi-layered map displaying all of the public services and physical characteristics of every parcel of real property in the city. It is an invaluable tool for public works and public safety personnel.

GRANT

A financial contribution from one governmental unit or private entity to another for a specific purpose and/or time period. Most of the grants received by the City of Turlock are from the State and federal governments.

INFRASTRUCTURE

Public facilities built on or under the ground such as streets, roads, sidewalks, curbs, pipes, drains, lights, bridges, parks, and water and sewer systems. These types of capital assets are differentiated from buildings.

INTERFUND TRANSFERS

Amounts transferred from one fund to another. Interfund transfers must be approved by the City Council and are a normal means to record the cost of goods and services provided by one fund to another. The City of Turlock also uses interfund transfers when a capital project is being funded from multiple sources. The project expenditures are accounted for in one fund and with the contributing funds transferring their financial contribution to the project fund.

INVESTMENT INCOME

Revenue earned by investing the City's idle cash reserves. The City of Turlock invests its funds in accordance with the California Government Code. Investment earnings are deposited and used for fund specific purposes.

INVESTMENT POLICY

The Investment Policy is a written, Council-adopted policy delineating permitted investments for the City's idle cash. The City of Turlock's Investment Policy is updated and reaffirmed regularly.

JOB CLASSIFICATION

Assignment of a position title and job description with an associated pay range based on the job skills required for the position.

MANDATED PROGRAM

A requirement by the State or federal government that the City perform a task, perform a task in a particular way, or perform a task to meet a particular standard, often without compensation from the higher level of government.

MEMORANDUM OF UNDERSTANDING (MOU)

Memorandum of Understanding is a formalized agreement of processes, results, and/or operating rules between two or more entities. The City typically uses MOU's in the collective bargaining process with its employee groups.



GLOSSARY OF BUDGET TERMS FISCAL YEAR 2023-2024 (Continued)

MODIFIED ACCRUAL BASIS OF ACCOUNTING

Under the modified accrual basis of accounting, revenues are recognized in the period in which they become available and measurable, and expenditures are recognized at the time a liability is incurred pursuant to appropriation authority.

NON-GENERAL FUND

These are all funds other than the General Fund. Non-General Fund types include Special Revenue, Capital Project, Enterprise, Internal Service and Trust/Agency Funds.

OPERATING EXPENSES

The portion of the budget pertaining to the daily operations that provides basic governmental services.

ORDINANCE

A formal legislative enactment by the City Council. It has the full force and effect of law within the City boundaries unless it is in conflict with any higher form of law, such as a State statute or constitutional provision.

OTHER TAXES

Taxes other than property tax. This category includes local sales tax, business license tax, transient occupancy tax (hotel & motel tax), and Vehicle in Lieu (VLF) tax.

PERFORMANCE MEASURE

A quantitative indicator that programs or services are directly contributing to the achievement of a strategic plan. This includes indicators of inputs, output, outcomes, productivity, timeliness, and/or quality.

CALIFORNIA PUBLIC EMPLOYEES RETIREMENT SYSTEM (PERS OR CALPERS)

The California Public Employees Retirement System provides retirement benefits through a defined pension plan for State and many local government employees in California. Local agencies like the City of Turlock choose to contract with CalPERS for public pension management.

PERSONNEL EXPENSES

A general expenditure category that includes salaries and wages, as well as related employee benefits such as retirement, health (medical, dental and vision) insurance, workers' compensation insurance and life insurance.

PRELIMINARY BUDGET

The budget submitted by the City Manager to the City Council and the public. It contains the proposed revenues and expenditures by Fund for the upcoming budget year(s). The Preliminary Budget has typically been prepared by the Department Directors and reviewed with the City Manager and Finance Staff. Depending on the direction provided by the City Council, the Preliminary Budget may have also been reviewed with a Council Budget Subcommittee prior to being presented to the entire City Council.

PROCEEDS OF TAXES

Revenue received from "tax" sources, such as property taxes, sales and use taxes, and other types of taxes. Proceeds of taxes are subject to the Gann Limit.

PROJECTED REVENUE

The amount of revenue that is expected to be collected during a fiscal year.



GLOSSARY OF BUDGET TERMS FISCAL YEAR 2023-2024 (Continued)

PROPERTY TAX

An “ad valorem” tax on real property, based upon the value of the property. In accordance with Proposition 13, secured property is taxed at the rate of one percent of assessed valuation, plus a rate sufficient to generate revenue necessary to pay for voter approved indebtedness.

PROPOSED BUDGET

The City Manager’s recommendation for the City’s financial operations, which includes an estimate of proposed expenditures and revenues for a given fiscal year.

PROPOSITION 4

The State-wide ballot initiative measure approved by the voters in November, 1979, which established the Gann Appropriations Limit through amendment of the State Constitution (Article 13-B of the State Constitution). See Gann Limit.

PROPOSITION 13

A State-wide ballot initiative measure (known as the Jarvis/Gann Initiative) enacted by the voters in June, 1978, which amended the State Constitution to limit property taxes to 1% of the 1975-76 market value, and which limited annual increases in assessed valuation to 2% (except for new construction or property which changes ownership).

RECLASSIFICATION

Change in a position title and/or the associated pay range based on changes in the job skills required for a given position.

RECOMMENDED BUDGET

The Recommended Budget document is provided by the City Manager’s Office and serves as the basis for public hearings prior to the determination of the adopted budget.

RESERVE

Funds not appropriated for expenditure, which are legally segregated for a specific future use.

RESPONSIVE BID

A bid or proposal which substantially complies with the invitation to bid or request for proposals, and meets all prescribed public procurement procedures and requirements.

REVENUE

Funds received by the City as income, including sales and property taxes, licenses and permits, fees for specific services, receipts/reimbursements from other governmental entities, fines and forfeitures, grants, and investment income.

REVENUE BONDS

Bonds for the construction of capital projects, the principal and interest of which are payable exclusively from the revenue of an Enterprise Fund. A lien is placed on the project funded by the bonds until they are fully paid.

REVENUE CATEGORIES

The major categories of General Fund revenues are property taxes, other taxes, franchise fees and assessments, fines and penalties, investment income, rents and concessions, and intrafund transfers. Other revenues specific to General Fund departments are listed by department. Other revenues related to non-General Fund activities are described in their respective sections of the budget.



GLOSSARY OF BUDGET TERMS FISCAL YEAR 2023-2024 (Continued)

REQUEST FOR PROPOSALS (RFP)

Request for Proposals, similar to a bid but used when the desired product or service is not fully quantifiable, such as "Audit Services".

REQUEST FOR QUALIFICATIONS (RFQ)

Request for Qualifications is a process whereby professional services are solicited, where the products or services needed require substantial assistance to define. The qualifications and experience of the solicited professional are important qualifying characteristics.

SALES AND USE TAX

A tax imposed on the sale or use of all tangible personal property. Sales and use taxes have several components. The City's share of the sales and use tax is 95% of the local 1%. The remaining 5% of the local 1% is shared with Stanislaus County pursuant to a tax sharing agreement.

SELF-INSURED

Insurance of one's interest by maintaining a fund (source of money) to cover possible losses rather than purchasing a commercial insurance policy. For self-insured plans, the employer assumes the financial risk of providing benefits. This means that the employer pays "out-of-pocket" for expenses incurred up to the retained (deductible) amount. The employer then purchases commercial insurance to cover expenses over the deductible.

SINGLE AUDIT

An audit performed in accordance with the Single Audit Act of 1984, as amended in 1996, and United States Office of Management and Budget (OMB) Circular A-133, Audits of State and Local Governments. Effective December 2014 the OMB's Single Audit guidance was updated with the implementation of *Uniform Administrative Requirements, Cost Principles and Audit Requirements for Federal Awards* – more commonly referred to as "Uniform Guidance". The Single Audit Act requires governments that incur expenses in excess of a specified amount for federally funded projects/programs in one fiscal year have one audit (i.e. Single Audit) performed to meet the needs of all Federal grantor agencies, thus reducing the overall costs of audits. This audit seeks to determine whether the recipient agency is in compliance with all internal control and other program guidelines which are conditions for receiving federal funding.

SPECIAL REVENUE FUND

A fund which is used to account for revenues which are designated by law for a specific purpose.

SRF (State Revolving Fund)

A state revolving fund (SRF) is a fund administered by a U.S. State for the purpose of providing low-interest loans for investments in water and sanitation infrastructure (e.g., sewage, treatment, stormwater management facilities, drinking water treatment). An SRF receives its initial capital from federal grants and state contributions. It then emits bonds that are guaranteed by the initial capital. It then "revolves" through the repayment of principal and the payment of interest on outstanding loans.

SUBVENTION

Payments by an outside agency (usually a State or federal agency) for reimbursement of costs incurred by the City.

SUPPLEMENTAL ASSESSMENT

An assessment of real property occurring after the regular assessment roll is filed on June 30th of each year as a result of new construction or a change in ownership.



**GLOSSARY OF BUDGET TERMS
FISCAL YEAR 2023-2024
(Continued)**

TAX INCREMENT

Tax increment is the funding mechanism for Redevelopment Agencies in California. When Agencies provide or assist in providing financial assistance to improve blighted areas of a city, the associated assessed value of the improved real property increases. This "incremental" increase in assessed value results in an increase in property tax revenue which is known as "tax increment". Tax increment revenue must remain in the Redevelopment Agency to be used for repaying any debt incurred by the Agency and for additional approved projects. The use of tax increment revenue by Redevelopment Agencies is governed by the California Health and Safety Code.

See "Revenue Projections and Assumptions" section for a discussion regarding the dissolution of redevelopment agencies within California effective February 1, 2012.

TRANSIENT OCCUPANCY TAX (TOT)

A tax that is imposed on occupants of hotel/motel rooms who are staying 30 consecutive days or less at a time. The City of Turlock TOT rate is 9% of the room rate.

UNFUNDED LIABILITY

Debt obligations that do not have sufficient funds set aside to pay the debt. This occurs when the value of the assets fall below the value of benefits obligated to pay, such as retirement benefits in a defined benefit retirement plan.

UNSECURED TAX

A tax on tangible personal property such as office furniture, equipment, and boats which are not secured by real property.

VACANT POSITION

A position that is vacant, however, is budgeted.

YEAR-END

This term means as of June 30th (the end of the fiscal year).